



Reynolds Performance Hall Technical Information Touring Companies

GENERAL INFORMATION

MAILING ADDRESS

UCA Public Appearances
201 Donaghey Avenue
Stanley Russ Hall 225
Conway, AR 72035

STREET ADDRESS

Reynolds Performance Hall
223 Beatrice Powell Street
Campus – Southeast Corner
University of Central Arkansas

WEB ADDRESS

www.uca.edu/reynolds

CONTACTS

Amanda Horton,
Director (501)450-3282
ahorton@uca.edu

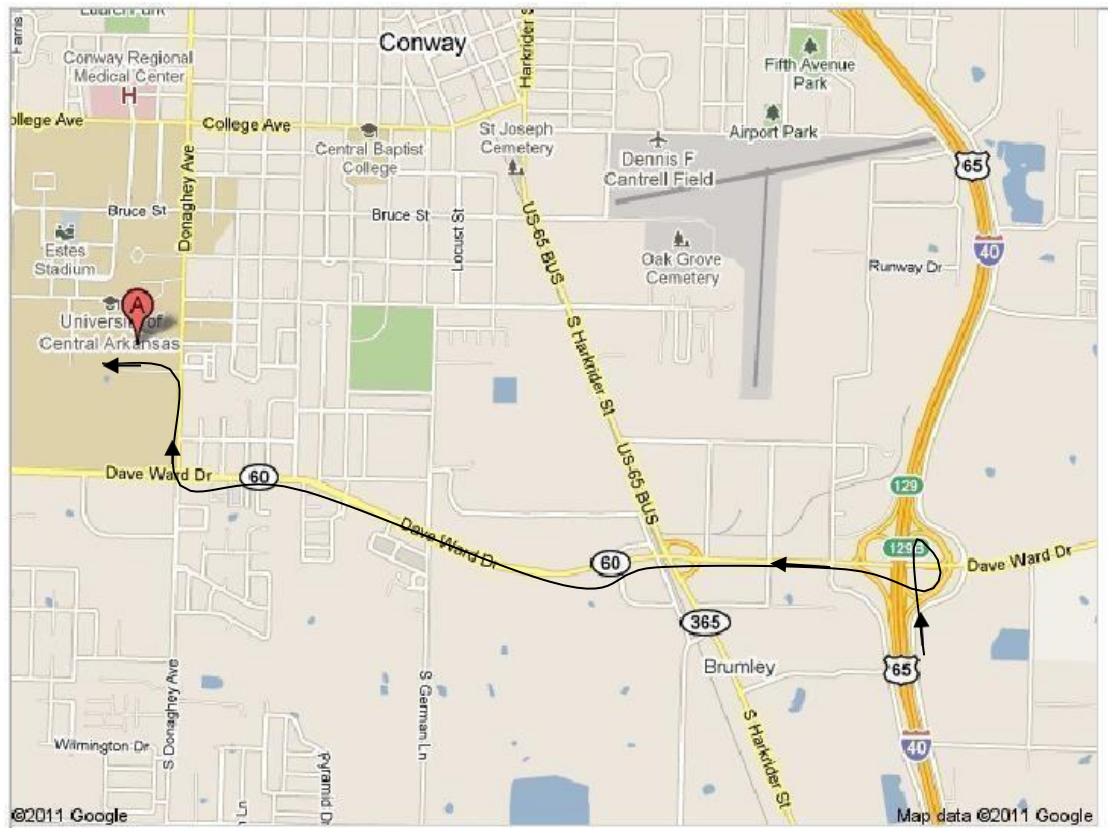
Wendy Sparks, Director
Marketing/Finance (501)852-7889
wsparks2@uca.edu

Avery Coonts, Technical
Director (501)852-3644
acoonts@uca.edu

Steven Oder, Assistant Technical
Director (501)852-3644
soder@uca.edu

Rosalyn Williams, Events
Manager (501)852-8292
Rosalyn1@uca.edu

Anna Warner, Crew
Coordinator (501)951-1143
awarner3@uca.edu



Directions to Reynolds Performance Hall and the Loading Dock

1. Take exit 129 from I-40 in Arkansas. Go west on Hwy 286 through 3 stoplights. Proceed to the 4th stoplight (approx. 2.5 miles) at Donaghey Avenue.
2. Take a right onto Donaghey Avenue and proceed north approximately ¼ mile. On your right, you will see College Park Apartments. Immediately on the left is Sesame Street (local street signs are marked with white posts in the ground).
3. Turn left on Sesame Street and follow it to the loading dock.
4. The loading dock will be on your right on the south side of Reynolds Performance Hall. If you would miss Sesame Street, take the next left into campus. That will take you in front of Reynolds Performance Hall. You can then go left past the theatre into the loading dock.

Stage

Dimensions

Width of Proscenium	57' 9"
Height of Proscenium	29' 10"
Depth of Proscenium to back wall	37' 4"
Stage Width	86' 4"
Stage Depth from US Proscenium Wall	37' 6"
Stage Depth from Pit Line	43'
Curtain Line to Lip of Apron (moon shaped) when pit is raised	
Stage Right	8' 4"
Center	14' 3"
Stage Left	8' 4"
Curtain Line to Orchestra Pit (dropped)	5' 10"
Orchestra Pit (height can vary)	
Depth (Pit dropped completely)	7' 6"
Width	47' 11"
Stage Right Wing (to fly rail)	10' 11"
Stage Left Wing (to wall)	14' 2"
Fly Rail to Stage Floor	12' 10"
Stage to Rigging Grid	73' 10"
Empty Pipe out Trim	68' 2"
Shell Ceiling out Trim	58' 1"

Loading Dock Area

Loading Dock Drive Width	13' 7"
Dock Height	3' 11"
Loading Dock Doors	10' x 10'
Stage Loading Doors	10' 4"w x 17' 9"h
Dock Loading Area (L-Shaped)	1121 SQFT

Crossover Hallway (Behind Stage)

LOCATED in Hallway (Access to stage right, stage left and hallway to lobby)

Star Dressing Room – (Fits ONE Comfortably)

- Equipped with vanity, mirror, bathroom, shower, hanging rod

Men's and Women's Dressing Rooms – One Each (Fits 12+ Comfortably)

- Equipped with bathroom facilities, shower, hanging rod, 12 lockers

Common Make-Up Room

- Equipped with vanities, mirrors, make-up lighting, sinks, furniture

Green Room

- Equipped with hard wired internet access, microwave, refrigerator, sink, ice machine, and furniture

Studio

- Attached to Green Room (28' 10" X 20')

Laundry Room

- Equipped with 1 (ONE) Washer and 1 (ONE) Dryer

****PHOTOS INCLUDED AT END OF TECH PACKAGE****

HOUSE LINESET SCHEDULE

Lineset	From Plaster Line	From US of Proscenium Wall
1. Valence **	3'	1'4"
2. Grand Drape **	3'8"	2'
3. Open Pipe	4'6"	2'10"
4. 1 st LX ++	5'3"	3'7"
5. Shell Ceiling #1**	6'9"	5'1"
6. Open Pipe ##	7'6"	5'10"
7. Border	8'3"	6'7"
8. Legs #1	9'	7'4"
9. Open Pipe	9'9"	8'4"
10. Open Pipe	10'6"	9'
11. Open Pipe	12'	10'
12. Border	12'9"	11'1"
13. 2 nd LX ++	14'3"	11'11"
14. Legs #2	15'	13'4"
15. Open Pipe	16'6"	14'5"
16. Shell Ceiling #2 **	18'	16'4"
17. Border	18'9"	17'1"
18. Black Traveler **	19'6"	17'10"
19. Open Pipe	20'3"	18'2"
20. 3 rd LX	21'	19'3"
21. Open Pipe	21'9"	20'1"
22. Projection Screen	23'3"	21'7"
23. Open Pipe	24'	22'4"
24. Border/BO Curtain	24'9"	23'1"
25. Legs #3	25'6"	23'10"
26. Shell Ceiling #3 **	27'	25'4"
27. Open Pipe ##	27'9"	26'1"
28. 4 th LX ++	28'6"	26'10"
29. Open Pipe ##	29'3"	27'7"
30. Open Pipe	30'9"	29'1"
31. Open Pipe	31'6"	29'10"
32. Cyclorama	32'3"	30'7"
33. Split Full Black	33'	31'4"

- Line sets in **RED** – Permanent and cannot be moved or removed
- Line sets in **YELLOW** - denotes line sets that do not travel well for moving pieces during show
- **Electrics Line sets** cannot be used for moving pieces, they do not travel the full height of the fly system. They can however, be used for legs and/or borders.

SOFTGOODS & MISCELLANEOUS


ITEM	DIMENSIONS	QUANTITY
COMMANDO CLOTH 16oz LEGS	32'H x 20'W	3 sets
COMMANDO CLOTH 16oz LEGS (FULL BLACK/SPLIT)	32'H x 32'W	1 set
ENCORE IFR 22oz BLACK BORDERS	8'H x 70'W	3
COMMANDO CLOTH 16oz BLACKOUT	34'H x 66'W	3
SHARKSTOOTH SCRIM	32'H x 60'W	1
WHITE MUSLIN CYC	31'8"H x 60'W	1
MID STAGE TRAVELER		1
MUSIC STANDS		105
ORCHESTRA CHAIRS		80
BALLET BARS		2 SETS
GENIE LIFT (30')		1
½ TON CHAIN HOIST		1
TABLES		
	6' x 2'5"	6
	8' x 2'5"	6
	6' x 1'6"	12

AUDIO/VIDEO INVENTORY
(Updated 8/8/25)

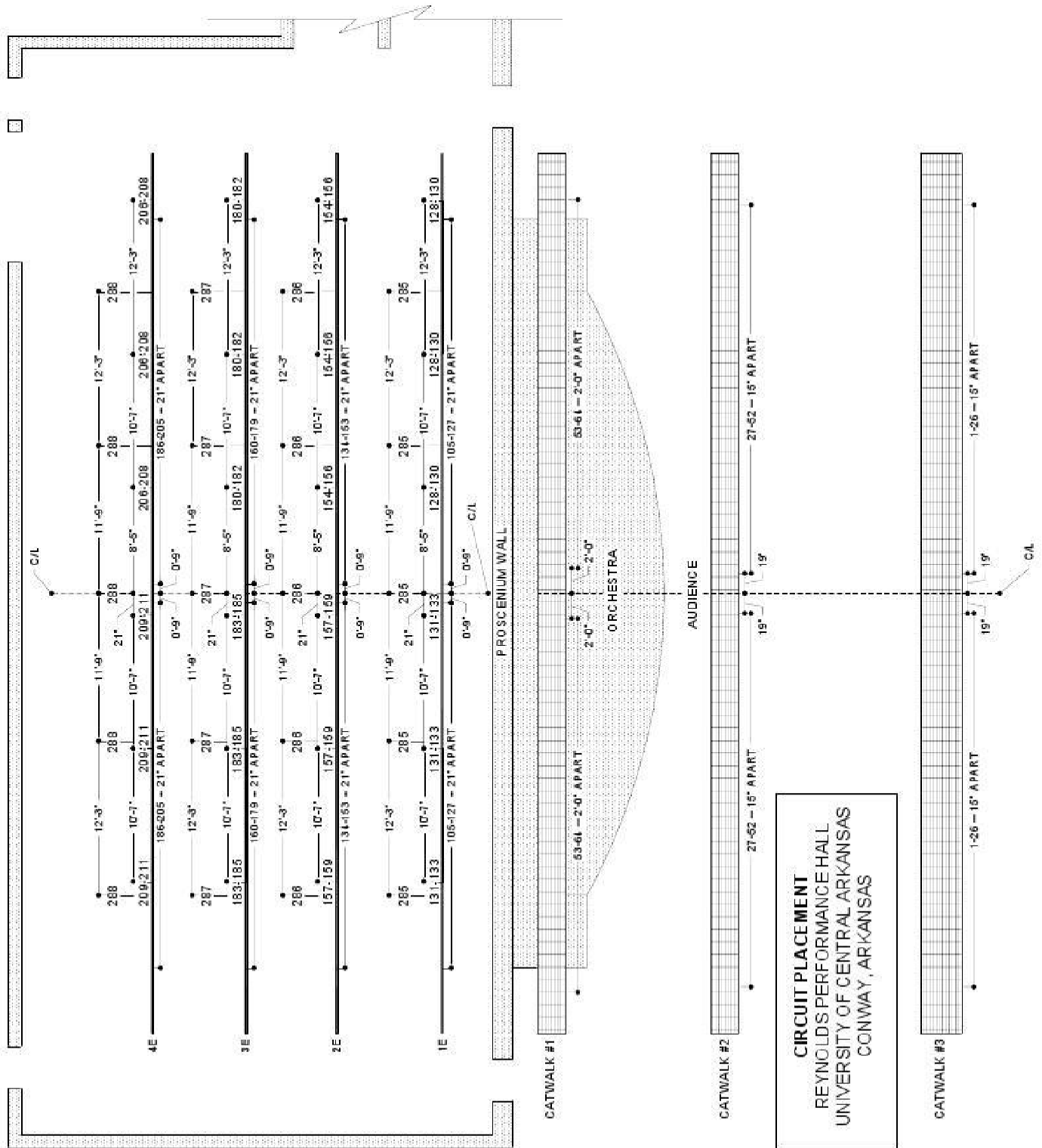
<u>FOH</u>	
48x16 Channel Yamaha M7CL (Connected via EtherSound)	1
Tascam CD-160 Mk II CD Player	1
Tascam CD-RW900SL CD Recorder/Player	1
<u>HOUSE SPEAKER</u>	
JBL VT4887A Array (8 hanging per side)	16
Electro-Voice XLC 215 Subs (flown at center)	2
JBL C1 Pro Front Fills (built into apron wall)	5
<u>ADDITIONAL MIXER</u>	
32x8 Channel Yamaha LS9	1
<u>WIRELESS MICROPHONES</u>	
Shure SLXD Receiver	4
Shure SLX4 Receiver	4
Shure SLXD Belt Pack Transmitter	4
Shure SLX1 Belt Pack Transmitter	4
Shure SLX B58A Supercardioid Dynamic Mic	4
Shure SLX SM58 Cardioid Dynamic Mic	2
Shure SLX B87A Supercardioid Condenser Mic	2
Countryman E6 Tan Earset Omni Lav	2
Countryman B3 Black Omni Lav	8
<u>MICROPHONES</u>	
Audio Technica AT8533X Cardioid Condenser Choir Mic	3
Crown PCC160 Half-Supercardioid Condenser Boundary Mic	3
Shure B58A Supercardioid Dynamic Mic	2
Shure SM58 Cardioid Dynamic Mic	3
Shure SM57 Cardioid Dynamic Mic	4
Shure B98A Cardioid Condenser Mic	3
Shure B52A Cardioid Dynamic Mic	1
Shure B91A Half-cardioid Condenser Boundary Mic	1
Shure SM81 Small Diaphragm Cardioid Condenser	1
AKG C414 Multi-pattern Condenser Mic	2
Shure MX418 Cardioid Condenser Podium Mic	2

<u>STAGE BOX/DI</u>	
Yamaha SB168-ES EtherSound Stage Box (located SL)	3
Whirlwind 32x8 Sub Snake – 150'	1
Stage Master 8x4 Sub Snake – 50'	2
16x8 Sub Snake – 50'	1
Radial Pro 48 DI	3
Radial PROD2 Stereo DI	1
Radial PRO AV2 Stereo DI	1
Whirlwind IMP DI	4
Whirlwind IMP Splitter	2
<u>MONITORS/IEM</u>	
JBL STX812M Wedges	8
Galaxy Audio HS7 Hot Spot Monitor	1
Shure PSM 900 Wireless IEM	8
<u>COM</u>	
ClearCom Tempest 2400 Wireless Base Station	1
ClearCom Wireless Belt Pack	4
ClearCom Single Channel Wired Pack	6
ClearCom Dual Channel Wired Pack	3
ClearCom NK 0555 Headsets	9
Telex PH-88 Headset	4
Assistive Listen Wireless Receivers (Listen LR-400-216)	6
Assistive Listen Universal Ear Speaker (Listen LA-401)	4
Assistive Listen Neck Loop for Telecoil-Equipped Hearing Aids and Cochlear Implants (Listen LA-166)	8
<u>STAGE/BACKSTAGE</u>	
<u>Wall IN/OUT Panels</u>	
4 – Onstage (Each Corner)	
2 – Orchestra Pit	
Each Include:	
8 – Microphone Inputs (Orchestra Pit has 5 microphone inputs each)	
4 US and 8 DS – Floor Monitor Inputs	
1 – Clear Com Headset Inputs (Channel A)	
1 – Tie Line Input/Output (1 Male, 1 Female)	
<u>Studio/Rehearsal Room</u>	
Separate system with mixer, tie-ins and intercom connection.	
<u>Monitor System</u>	
The dressing rooms, green room, production office/private dressing room, and loading dock all have monitor system speakers with individual volume control.	
Steinway Model D Concert Grand Piano	1

<u>VIDEO FOH</u>	
NEC 21500L Laser DLP Projector 21K Lumens	1
Panasonic PTDW Projector 10K Lumens	1
<u>COMPUTERS</u>	
iMac	1
MacBook	1
<u>CAMERA</u>	
NewTek Vizrt NDIHX-PTZ1 (For Live Streaming)	1
<u>MISCELLANEOUS</u>	
Da Lite Screen – 16'1" X 27'7" (Rigged to Batten LS 23)	1



SECTION VIEW OF LINE SCHEDULE
 REYNOLDS PERFORMANCE HALL
 UNIVERSITY OF CENTRAL ARKANSAS
 CONWAY, ARKANSAS
 (not to scale)



BACKSTAGE HALLWAY



STUDIO/REHEARSAL ROOM



GREEN ROOM



PRIVATE DRESSING ROOM/BATHROOM




MEN/WOMEN DRESSING ROOM/BATHROOM & SHOWERS



MAKEUP ROOM



LOOKING STAGE LEFT



STAGE RIGHT WING



STAGE LEFT WING



LOOKING STAGE RIGHT

