



# Reynolds Performance Hall

## Technical Information

## Touring Companies

## GENERAL INFORMATION

### MAILING ADDRESS

UCA Public Appearances  
201 Donaghey Avenue  
Stanley Russ Hall 225  
Conway, AR 72035

### STREET ADDRESS

Reynolds Performance Hall  
223 Beatrice Powell Street  
Campus – Southeast Corner  
University of Central Arkansas

### WEB ADDRESS

[www.uca.edu/reynolds](http://www.uca.edu/reynolds)

### CONTACTS

Amanda Horton, Director  
(501)450-3282  
[ahorton@uca.edu](mailto:ahorton@uca.edu)

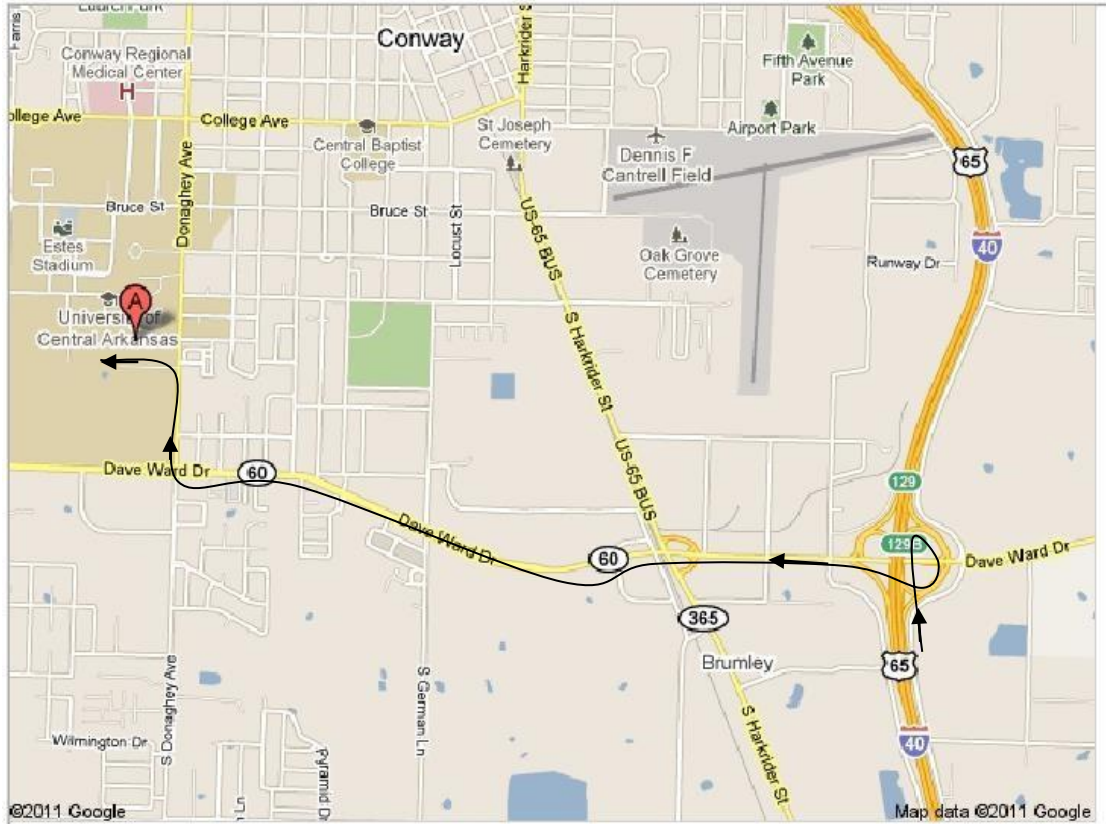
Wendy Sparks, Director Marketing/Finance  
(501)852-7889  
[wsparks2@uca.edu](mailto:wsparks2@uca.edu)

Avery Coonts, Technical Director  
(501)852-3644  
[acoonts@uca.edu](mailto:acoonts@uca.edu)

Steven Oder, Assistant Technical Director  
(501)852-3644  
[soder@uca.edu](mailto:soder@uca.edu)

Rosalyn Williams, Events Manager  
(501)852-8292  
[Rosalyn1@uca.edu](mailto:Rosalyn1@uca.edu)

Katie Aschbrenner  
Crew Coordinator  
Cell (602)214-4439  
[Klitle7@uca.edu](mailto:Klitle7@uca.edu)



## Directions to Reynolds Performance Hall and the Loading Dock

1. Take exit 129 from I-40 in Arkansas. Go west on Hwy 286 through 3 stoplights. Proceed to the 4<sup>th</sup> stoplight (approx. 2.5 miles) at Donaghey Avenue.
2. Take a right onto Donaghey Avenue and proceed north approximately  $\frac{1}{4}$  mile. On your right, you will see College Park Apartments. Immediately on the left is Sesame Street (local street signs are marked with white posts in the ground).
3. Turn left on Sesame Street and follow it to the loading dock.
4. The loading dock will be on your right on the south side of Reynolds Performance Hall. If you would miss Sesame Street, take the next left into campus. That will take you in front of Reynolds Performance Hall. You can then go left past the theatre into the loading dock.

## Stage

### Dimensions

Width of Proscenium	57' 9"	
Height of Proscenium	29' 10"	
Depth of Proscenium to back wall	37' 4"	
Stage Width	86' 4"	
Stage Depth from US Proscenium Wall	37' 6"	
Stage Depth from Pit Line	43'	
Curtain Line to Lip of Apron (moon shaped) when pit is raised		
Stage Right	8' 4"	
Center	14' 3"	
Stage Left	8' 4"	
Curtain Line to Orchestra Pit (dropped)	5' 10"	
Orchestra Pit (height can vary)		
Depth (Pit dropped completely)	7' 6"	
Width	47' 11"	
Stage Right Wing (to fly rail)	10' 11"	
Stage Left Wing (to wall)	14' 2"	
Fly Rail to Stage Floor	12' 10"	
Stage to Rigging Grid		73' 10"
Empty Pipe out Trim	68' 2"	
Shell Ceiling out Trim	58' 1"	

## Loading Dock Area

Loading Dock Drive Width	13' 7"
Dock Height	3' 11"
Loading Dock Doors	10' x 10'
Stage Loading Doors	10' 4"w x 17' 9"h
Dock Loading Area (L-Shaped)	1121 square feet

## **Crossover Hallway**

(Behind Stage)

Located in Hallway (access to stage right, stage left and hallway to lobby)

Star Dressing Room (fits 1 comfortably)

Equipped with vanity mirror bathroom, shower, hanging rod

Men's and Women's Dressing Rooms (1 each)

Equipped with bathroom facilities, shower, hanging rod and 12 lockers

Common Make-Up Room

Equipped with vanity mirrors, make-up lights and sinks

Green Room

Equipped with hard wired internet access, microwave, refrigerator, sink,  
Ice Machine, coffee pots  
and furniture

Studio (attached to Green Room)(28' 10" x 20')

Laundry Room Equipped with (1) Washer/Dryer

**\*\*PHOTOS INCLUDED AT END OF TECH PACKAGE\*\***

## HOUSE LINESET SCHEDULE

Lineset	From Plaster Line	From US of Proscenium Wall
1. Valence**	3'	1' 4"
2. Grand Drape**	3' 8"	2'
3. Projection Screen	4' 6"	2' 10"
4. 1 <sup>st</sup> LX	5' 3"	3' 7"
5. Shell Ceiling**	6' 9"	5' 1"
6. Open Pipe##	7' 6"	5' 10"
7. Border	8' 3"	6' 7"
8. Legs #1	9'	7' 4"
9. Open Pipe	9' 9"	8' 4"
10. Open Pipe	10' 6"	9'
11. Open Pipe	12'	10'
12. Border	12' 9"	11' 1"
13. 2 <sup>nd</sup> LX	14' 3"	11' 11"
14. Legs #2	15'	13' 4"
15. Open Pipe	16' 6"	14' 5"
16. Shell Ceiling #2**	18'	16' 4"
17. Border	18' 9"	17' 1"
18. Black Traveler	19' 6"	17' 10"
19. Open Pipe	20' 3"	18' 2"
20. 3 <sup>rd</sup> LX	21'	19' 3"
21. Open Pipe	21' 9"	20' 1"
22. Open Pipe	23' 3"	21' 7"
23. Open Pipe	24'	22' 4"
24. Border	24' 9"	23' 1"
25. Legs #3	25' 6"	23' 10"
26. Shell Ceiling**	27'	25' 4"
27. Open Pipe##	27' 9"	26' 1"
28. 4 <sup>th</sup> LX	28' 6"	26' 10"
29. Open Pipe	29' 3"	27' 7"
30. Open Pipe	30' 9"	29' 1"
31. Open Pipe	31' 6"	29' 10"
32. Blackout	32' 3"	30' 7"
33. Cyclorama	33'	31' 4"

Line sets in **RED** - Permanent and cannot be moved or removed

Line sets in **YELLOW** denotes line sets that do not travel well for moving pieces during the show

**SOFTGOODS & MISCELLANEOUS**

<b>ITEM</b>	<b>DIMENSIONS</b>	<b>QUANTITY</b>
<b>COMMANDO CLOTH 16oz LEGS</b>	32'H x 20'W	3 sets
<b>COMMANDO CLOTH 16oz LEGS (FULL BLACK/SPLIT)</b>	32'H x 32'W	1 set
<b>BORDERS MAJESTIC 25oz VELOUR</b>	8'H x 70'W	3
<b>COMMANDO CLOTH 16oz BLACKOUT</b>	34'H x 66'W	3
<b>SHARKSTOOTH SCRIM</b>	32'H x 60'W	1
<b>WHITE MUSLIN CYC</b>	31'8''H x 60'W	1
<b>MID STAGE TRAVELER</b>		1
<b>MUSIC STANDS</b>		105
<b>ORCHESTRA CHAIRS</b>		80
<b>BALLET BARS</b>		2 SETS
<b>GENIE LIFT (30')</b>		1
<b>½ TON CHAIN HOIST</b>		1
<b>TABLES</b>		
	6' x 2'5''	6
	8' x 2'5''	6
	6' x 1'6''	12


**AUDIO INVENTORY**  
**(Updated 8/22/23)**

<b><u>FOH</u></b>	
48x16 Channel Yamaha M7CL (connected via EtherSound)	1
Tascam CD-RW750 CD Recorder/Player	1
Tascam CD-RW900SL CD Recorder/Player	1
<b><u>HOUSE SPEAKERS</u></b>	
JBL VT4887A Array (8 hanging per side)	16
Front Fills (built into Apron wall)	5
<b><u>ADDITIONAL MIXER</u></b>	
32X8 Channel Yamaha LS9	1
<b><u>WIRELESS</u></b>	
Shure SLX4 Receiver	8
Shure SLX1 Belt Pack Transmitter	7
Shure SLX2 B58A Supercardioid Dynamic Mic	4
Shure SLX2 SM58 Cardioid Dynamic Mic	2
Shure SLX2 B87A Supercardioid Condenser Mic	2
Countryman E6 Tan Earset Omni Lav	2
Countryman B3 Black Omni Lav	8
Shure SM93 Black Omni Lav	2
Shure SM93 Tan Omni Lav	4
Shure WL184 Black Supercardioid Lav	2
Shure WL185 Black Cardioid Lav	4
<b><u>MICROPHONES</u></b>	
Audio Technica AT8533X Cardioid Condenser Choir Mic	3
Crown PCC160 Half-Supercardioid Condenser Boundary Mic	3
Shure B58A Supercardioid Dynamic Mic	2
Shure SM58 Cardioid Dynamic Mic	3
Shure SM57 Cardioid Dynamic Mic	4
Shure B98A Cardioid Condenser Mic	3
Shure B52A Cardioid Dynamic Mic	1
Shure B91A Half-cardioid Condenser Boundary Mic	1
Shure SM81 Small Diaphragm Cardioid Condenser Mic (stereo pair)	2
Sennheiser MD421 Cardioid Dynamic Mic	1
AKG C414 Multi-pattern Condenser Mic (stereo pair)	2
Shure MX418 Cardioid Condenser Podium Mic	2
<b><u>STAGE BOX/ DI</u></b>	
Yamaha SB168-ES EtherSound Stage Box (located stage left)	3

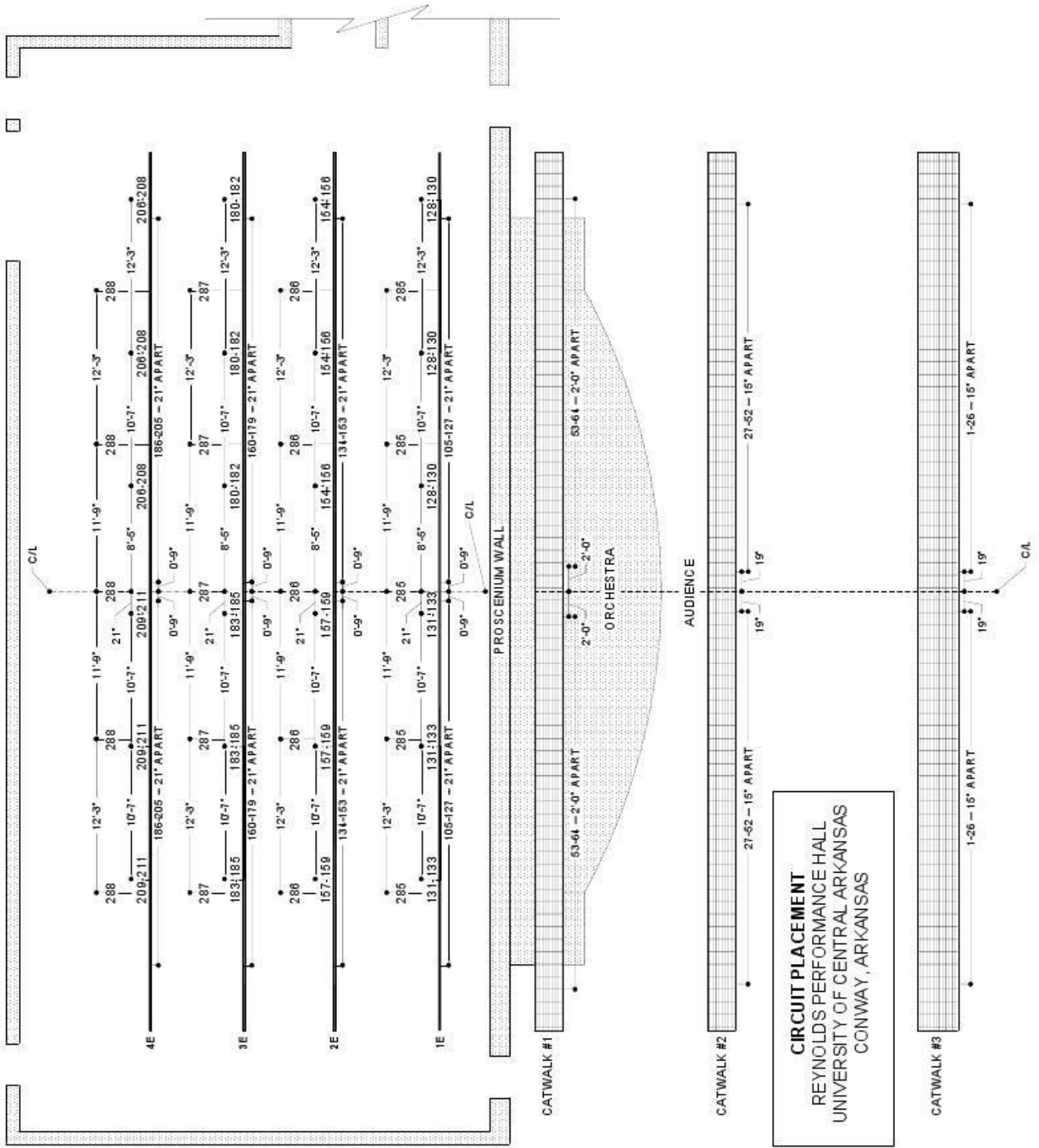


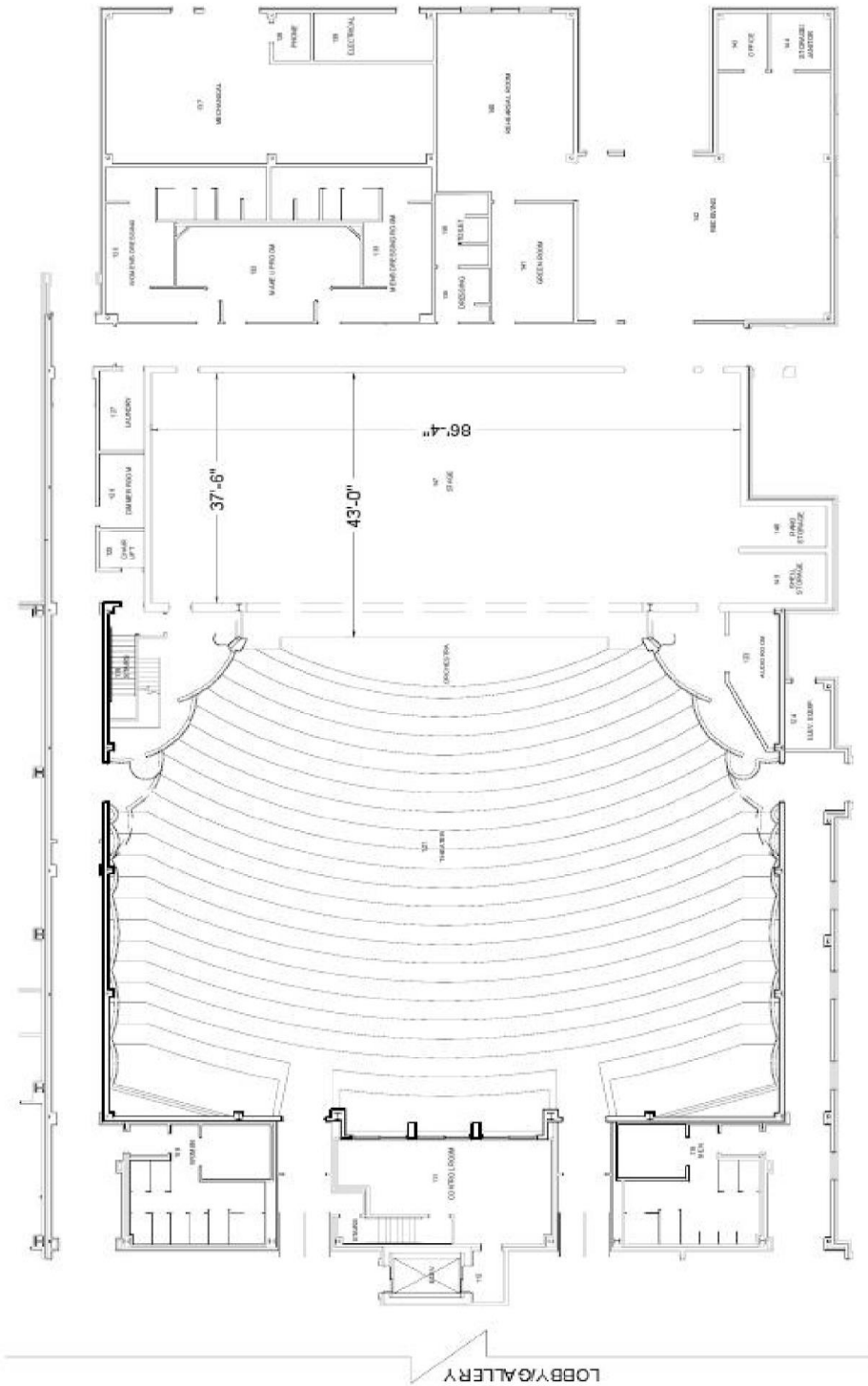
Whirlwind 32x8 Sub Snake – 150'	1
Stage Master 8x4 Sub Snake – 50'	2
16x8 Sub Snake – 50'	1
Radial Pro 48 DI	3
Radial PROD2 Stereo DI	1
Radial PRO AV2 Stereo DI	1
Whirlwind IMP DI	4
Whirlwind IMP Splitter	2
<b><u>MONITORS</u></b>	
JBL STX812M	8
Galaxy Audio HS7	1
<b><u>COM</u></b>	
ClearCom Tempest 2400 Wireless Base Station	1
ClearCom Wireless Belt Pack	4
ClearCom Single Channel Wired Pack	6
ClearCom Dual Channel Wired Pack	3
ClearCom NK 0555 Headsets	9
Telex PH-88 Headset	4
Assistive Listen Wireless Receivers (Listen LR-400-216)	6
Assistive Listen Universal Ear Speaker (Listen LA-401)	4
Assistive Listen Neck Loop for Telecoil-Equipped Hearing Aids and Cochlear Implants (Listen LA-166)	8
<b><u>STAGE/BACKSTAGE</u></b>	
<b><u>Wall IN/OUT Panels</u></b>	
4 - Onstage (at each corner)	
2 - Orchestra Pit	
Each include:	
8 - Microphone inputs (orchestra pit has 5 microphone inputs each)	
4 US and 8 DS - Floor monitor inputs	
1 - Clear Com headset inputs (Channel A only)	
1. - Tie line input/output (1 male, 1 female)	
<b><u>Studio/Rehearsal Room</u></b>	
Separate system with mixer, tie-ins and intercom connection	
<b><u>Monitor System</u></b>	
The dressing rooms, green room, production office/private dressing room, and loading dock all have monitor speakers with individual volume control	
<b><u>Miscellaneous</u></b>	
Hearing impaired system (listed in COM section)	
Music stands and lights	
Steinway Model D Concert Grand Piano	2





**SECTION VIEW OF LINE SCHEDULE**  
 REYNOLDS PERFORMANCE HALL  
 UNIVERSITY OF CENTRAL ARKANSAS  
 CONWAY, ARKANSAS  
 (not to scale)





REYNOLDS PERFORMANCE HALL  
 THE UNIVERSITY OF CENTRAL ARKANSAS  
 CONWAY, ARKANSAS

FIRST FLOOR - TOTAL SQUARE FEET - 23,832  
 (Scale: 1" = 25')

## BACKSTAGE HALLWAY



# STUDIO/REHEARSAL ROOM



GREEN ROOM





## PRIVATE DRESSING ROOM/BATHROOM



# MEN/WOMEN DRESSING ROOM/BATHROOM & SHOWERS



## BATHROOM/DRESSING ROOM CONT'd



MAKEUP ROOM

LOOKING STAGE LEFT



# STAGE RIGHT WING



# STAGE LEFT WING



LOOKING STAGE RIGHT











