



# Reynolds Performance Hall

## Technical Information

## Touring Companies

## GENERAL INFORMATION

### MAILING ADDRESS

UCA Public Appearances  
201 Donaghey Avenue  
Stanley Russ Hall 225  
Conway, AR 72035

### STREET ADDRESS

Reynolds Performance Hall  
223 Beatrice Powell Street  
Campus – Southeast Corner  
University of Central Arkansas

### WEB ADDRESS

[www.uca.edu/reynolds](http://www.uca.edu/reynolds)

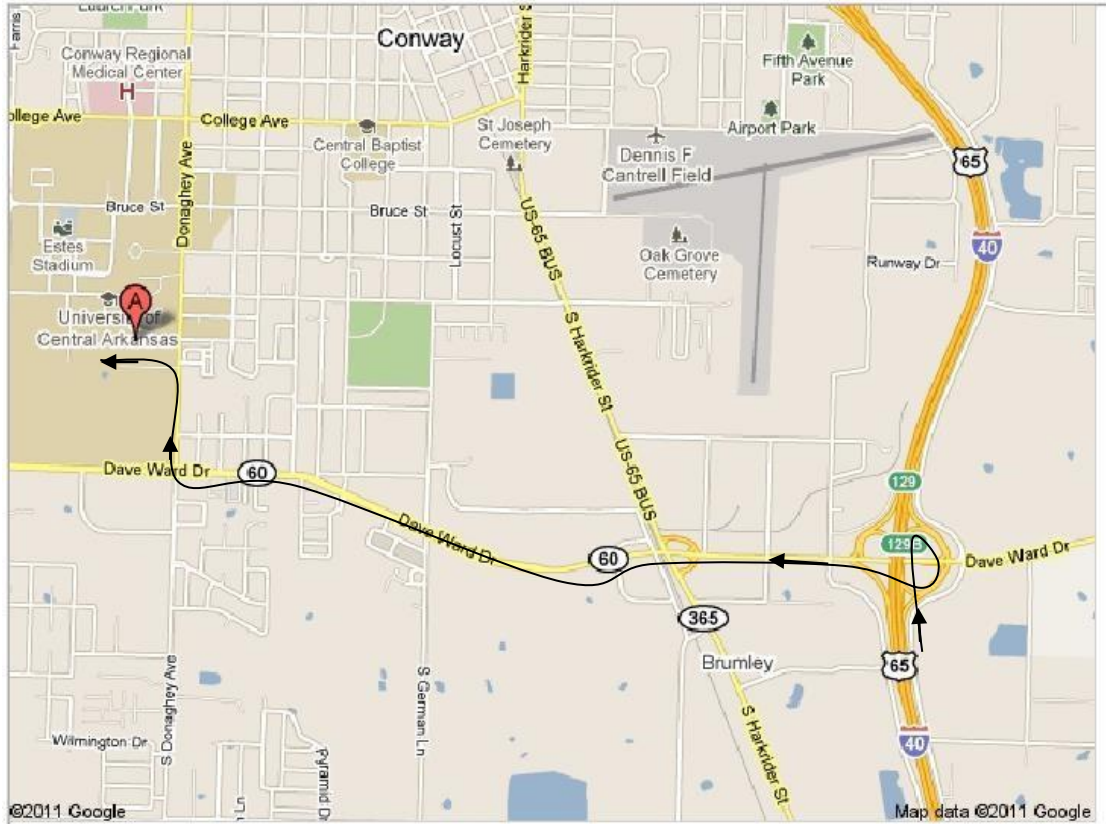
### CONTACTS

Amanda Horton, Director  
(501)450-3282  
[ahorton@uca.edu](mailto:ahorton@uca.edu)

Wendy Sparks, Director Marketing/Finance  
(501)852-7889  
[wsparks2@uca.edu](mailto:wsparks2@uca.edu)

Sam Arnim, Technical Director  
(501)852-3644  
Cell (501)398-9284  
[sama@uca.edu](mailto:sama@uca.edu)

Shua Miller, Box Office Manager  
(501)450-3681  
[jdmliller@uca.edu](mailto:jdmliller@uca.edu)



### **Directions to Reynolds Performance Hall and the Loading Dock**

1. Take exit 129 from I-40 in Arkansas. Go west on Hwy 286 through 3 stoplights. Proceed to the 4<sup>th</sup> stoplight (approx. 2.5 miles) at Donaghey Avenue.
2. Take a right onto Donaghey Avenue and proceed north approximately ¼ mile. On your right, you will see College Park Apartments. Immediately on the left is Sesame Street (local street signs are marked with white posts in the ground).
3. Turn left on Sesame Street and follow it to the loading dock.
4. The loading dock will be on your right on the south side of Reynolds Performance Hall. If you would miss Sesame Street, take the next left into campus. That will take you in front of Reynolds Performance Hall. You can then go left past the theatre into the loading dock.

## Stage

### Dimensions

Width of Proscenium	57' 9"	
Height of Proscenium	29' 10"	
Depth of Proscenium to back wall	37' 4"	
Stage Width	86' 4"	
Stage Depth from US Proscenium Wall	37' 6"	
Stage Depth from Pit Line	43'	
Curtain Line to Lip of Apron (moon shaped) when pit is raised		
Stage Right	8' 4"	
Center	14' 3"	
Stage Left	8' 4"	
Curtain Line to Orchestra Pit (dropped)	5' 10"	
Orchestra Pit (height can vary)		
Depth (Pit dropped completely)	7' 6"	
Width	47' 11"	
Stage Right Wing (to fly rail)	10' 11"	
Stage Left Wing (to wall)	14' 2"	
Fly Rail to Stage Floor	12' 10"	
Stage to Rigging Grid		73' 10"
Empty Pipe out Trim	68' 2"	
Shell Ceiling out Trim	58' 1"	

## Loading Dock Area

Loading Dock Drive Width	13' 7"
Dock Height	3' 11"
Loading Dock Doors	10' x 10'
Stage Loading Doors	10' 4"w x 17' 9"h
Dock Loading Area (L-Shaped)	1121 square feet

## **Crossover Hallway**

(Behind Stage)

Located in Hallway (access to stage right, stage left and hallway to lobby)

Star Dressing Room (fits 1 comfortably)

Equipped with vanity mirror bathroom, shower, hanging rod

Men's and Women's Dressing Rooms (1 each)

Equipped with bathroom facilities, shower, hanging rod and 12 lockers

Common Make-Up Room

Equipped with vanity mirrors, make-up lights and sinks

Green Room

Equipped with hard wired internet access, microwave, refrigerator, sink,  
Ice Machine, coffee pots  
and furniture

Studio (attached to Green Room)(28' 10" x 20')

Laundry Room Equipped with (1) Washer/Dryer

**\*\*PHOTOS INCLUDED AT END OF TECH PACKAGE\*\***

## HOUSE LINESET SCHEDULE

Lineset	From Plaster Line	From US of Proscenium Wall
1. Valence**	3'	1' 4"
2. Grand Drape**	3' 8"	2'
3. Projection Screen	4' 6"	2' 10"
4. 1 <sup>st</sup> LX	5' 3"	3' 7"
5. Shell Ceiling**	6' 9"	5' 1"
6. Open Pipe##	7' 6"	5' 10"
7. Border	8' 3"	6' 7"
8. Legs #1	9'	7' 4"
9. Open Pipe	9' 9"	8' 4"
10. Open Pipe	10' 6"	9'
11. Open Pipe	12'	10'
12. Border	12' 9"	11' 1"
13. 2 <sup>nd</sup> LX	14' 3"	11' 11"
14. Legs #2	15'	13' 4"
15. Open Pipe	16' 6"	14' 5"
16. Shell Ceiling #2**	18'	16' 4"
17. Border	18' 9"	17' 1"
18. Black Traveler	19' 6"	17' 10"
19. Open Pipe	20' 3"	18' 2"
20. 3 <sup>rd</sup> LX	21'	19' 3"
21. Open Pipe	21' 9"	20' 1"
22. Open Pipe	23' 3"	21' 7"
23. Open Pipe	24'	22' 4"
24. Border	24' 9"	23' 1"
25. Legs #3	25' 6"	23' 10"
26. Shell Ceiling**	27'	25' 4"
27. Open Pipe##	27' 9"	26' 1"
28. 4 <sup>th</sup> LX	28' 6"	26' 10"
29. Open Pipe	29' 3"	27' 7"
30. Open Pipe	30' 9"	29' 1"
31. Open Pipe	31' 6"	29' 10"
32. Blackout	32' 3"	30' 7"
33. Cyclorama	33'	31' 4"

Line sets in **RED** - Permanent and cannot be moved or removed

Line sets in **YELLOW** denotes line sets that do not travel well for moving pieces during the show

**SOFTGOODS & MISCELLANEOUS**

ITEM	DIMENSIONS	QUANTITY
COMMANDO CLOTH 16oz LEGS	32'H x 20'W	3 sets
COMMANDO CLOTH 16oz LEGS (FULL BLACK/SPLIT)	32'H x 32'W	1 set
BORDERS MAJESTIC 25oz VELOUR	8'H x 70'W	3
COMMANDO CLOTH 16oz BLACKOUT	34'H x 66'W	3
SHARKSTOOTH SCRIM	32'H x 60'W	1
WHITE MUSLIN CYC	31'8"H x 60'W	1
MID STAGE TRAVELER		1
MUSIC STANDS		105
ORCHESTRA CHAIRS		80
BALLET BARS		2 SETS
GENIE LIFT (30')		1
½ TON CHAIN HOIST		1
TABLES		
	6' x 2'5"	6
	8' x 2'5"	6
	6' x 1'6"	12

## AUDIO INVENTORY

As of 9/3/2020


<b>FOH</b>	
48x16 Channel Yamaha M7CL	
<ul style="list-style-type: none"> <li>• Connected via EtherSound</li> <li>• (2) CD Players</li> <li>• Tascam CD-160 Mk II</li> <li>• Tascam CD RW900SL Recorder/Player</li> </ul>	
<b><u>HOUSE SPEAKERS</u></b>	
<ul style="list-style-type: none"> <li>• (3) SB168-ES located SL</li> <li>• JBL VT4887A Array (8 per side)</li> <li>• XLC 215 Subs Flown at Center (2)</li> <li>• Front Fills built into Apron wall</li> </ul>	
<b><u>ADDITIONAL MIXER</u></b>	
32X8 Channel Yamaha LS9	1
<b><u>WIRELESS</u></b>	
Shure SLX4 Wireless Receiver	8
Shure SLX1 Wireless Belt Pack Transmitter	8
Shure SLX2 B58A	4
Shure SLX2 SM58	2
Shure SLX2 B87	2
Countryman B3-Black	8
Countryman E6-Tan	2
Shure SM93-black	4
Shure SM93-Tan	4
<b><u>MICROPHONES</u></b>	
AT8533 Choir Mic	5
Crown PCC160	3
Shure B58	2
Shure SM58	3
Shure SM57	4
Shure WL184 – Podium Microphone	2
Shure B98	3
Shure B52	1



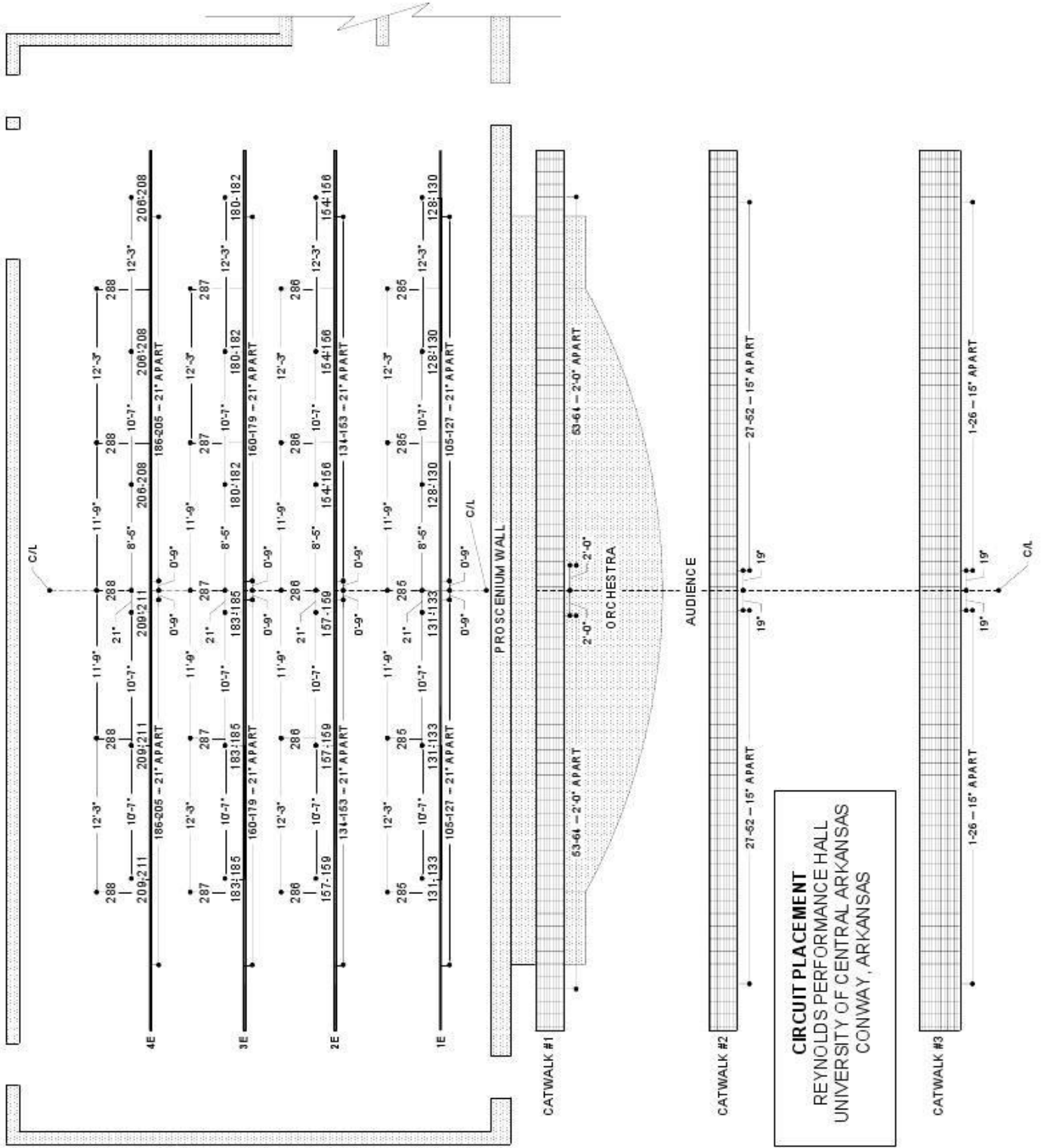
Shure B91	1
SM81	2
MD421	2
<b><u>STAGE BOX/ DI</u></b>	
Whirlwind 32x8 Sub Snake – 150'	1
Stage Master 8x4 Sub Snake – 50'	2
16x8 Sub Snake – 50'	1
Radial J48	
Radial PROD2	1
Radial Stereo DI	1
Whirlwind IMP DI	4
Whirlwind IMP Splitter	2
<b><u>MONITORS</u></b>	
JBL STX812M	8
EV FM-1202ER	4
<b><u>COM</u></b>	
ClearCom Tempest 2400 Wireless Base Station	1
ClearCom Wireless Belt Pack	4
ClearCom Single Channel Wired Pack	8
ClearCom Dual Channel Wired Pack	2
ClearCom Headsets	8
Assistive Listen Wireless Receivers	12
<b><u>STAGE/BACKSTAGE</u></b>	

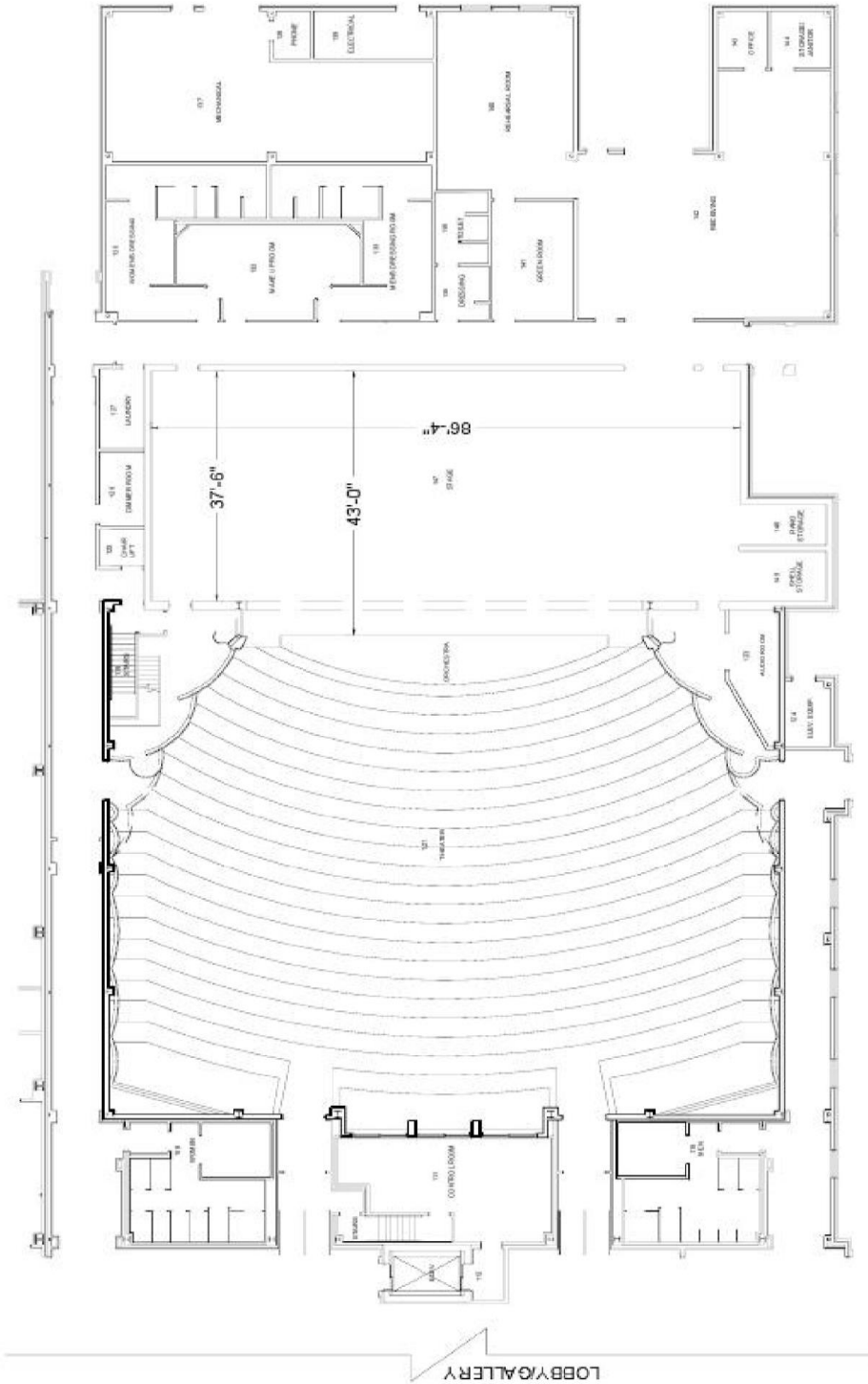
<u>Wall Panels</u> 4 - Onstage (at each corner) 2 - Orchestra Pit Each include: 8 - Microphone inputs (orchestra pit has 5 microphone inputs each) 4 US and 8 DS - Floor monitor inputs 1` - Clear Com headset inputs (A/B) 1 - Tie line input/output (1 male, 1 female)	
<u>Studio/Rehearsal Room</u> Separate system with mixer, tie-ins and intercom connection	
<u>Monitor System</u> Each dressing room, green room, production office/private dressing room and loading dock all have monitor speakers with individual volume control.	
Miscellaneous Hearing impaired system Music stands and lights	
Steinway Model D Concert Grand Piano	1
Steinway Model D Concert Grand Piano	1





**SECTION VIEW OF LINE SCHEDULE**  
 REYNOLDS PERFORMANCE HALL  
 UNIVERSITY OF CENTRAL ARKANSAS  
 CONWAY, ARKANSAS  
 (not to scale)





REYNOLDS PERFORMANCE HALL  
 THE UNIVERSITY OF CENTRAL ARKANSAS  
 CONWAY, ARKANSAS

FIRST FLOOR - TOTAL SQUARE FEET - 23,832  
 (Scale: 1" = 25')

## BACKSTAGE HALLWAY



# STUDIO/REHEARSAL ROOM





GREEN ROOM



## PRIVATE DRESSING ROOM/BATHROOM



# MEN/WOMEN DRESSING ROOM/BATHROOM & SHOWERS



## BATHROOM/DRESSING ROOM CONT'd



MAKEUP ROOM

LOOKING STAGE LEFT



# STAGE RIGHT WING



## STAGE LEFT WING



LOOKING STAGE RIGHT











