



DONALD W. REYNOLDS PERFORMANCE HALL TECHNICAL INFORMATION FOR TOURING COMPANIES



General Information

Mailing Address

UCA Public Appearances
201 Donaghey Avenue
Stanley Russ Hall 225
Conway, AR 72035

Contacts

Amanda Horton, Director
(501) 450-3282
ahorton@uca.edu

Sam Arnim, Technical Director
Cell 501-398-9284
sama@uca.edu

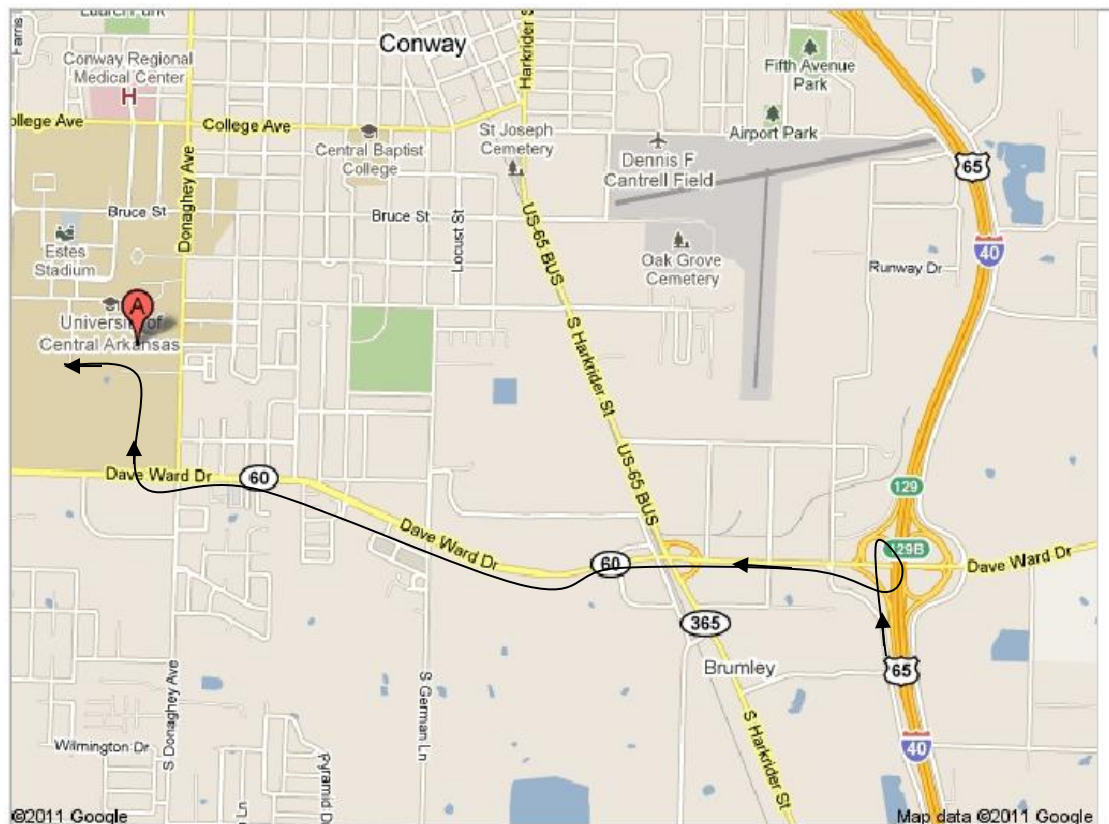
Box Office
(501) 450-3265
1-886-810-0012 (toll free in Arkansas)

Web Address

www.uca.edu/reynolds

Directions to Reynolds Performance Hall and the Loading Dock

1. Take exit 129 from I-40 in Arkansas. Go west on Hwy 286 through 3 stoplights. Proceed to the 4th stoplight (approx. 2.5 miles) at Donaghey Avenue.
2. Take a right onto Donaghey Avenue and proceed north approximately $\frac{1}{4}$ mile. On your right, you will see College Park Apartments. Immediately on the left is Sesame Street (local street signs are marked with white posts in the ground).
3. Turn left on Sesame Street and follow it to the loading dock.
4. The loading dock will be on your right on the south side of Reynolds Performance Hall. If you would miss Sesame Street, take the next left into campus. That will take you in front of Reynolds Performance Hall. You can then go left past the theatre into the loading dock.



Stage

Dimensions	57' 9"
Width of Proscenium	29' 10"
Height of Proscenium	37' 4"
Depth of Proscenium to back wall	
Curtain Line to Lip of Apron (moon shaped) when pit is raised	
Stage Right	8' 4"
Center	14' 3"
Stage Left	8' 4"
Curtain Line to Orchestra Pit (dropped)	5' 10"
Orchestra Pit (height can vary)	
Depth (Pit dropped completely)	7' 6"
Width	47' 11"
Stage Right Wing (to fly rail)	10' 11"
Stage Left Wing (to wall)	14' 2"
Fly Rail to Stage Floor	12' 10"

Loading Dock Area

Loading Dock Drive	
Width	13' 7"
Height	3' 11"
Loading Dock Doors	10' x 10'
Stage Loading Doors	10' 4"w x 17' 9"h
Dock Loading Area (L-Shaped)	1121 square feet

Crossover Hallway

(Behind Stage)

Located in Hallway (access to stage right, stage left and hallway to lobby)

- Star Dressing Room (fits 1 comfortably)
 - Equipped with bathroom, shower, hanging rod
- Men's and Women's Dressing Rooms (1 each)
 - Equipped with bathroom facilities, shower, hanging rod and 12 lockers
- Common Make-Up Room
 - Equipped with mirrors, make-up lights and sinks
- Green Room
 - Equipped with microwave, refrigerator, sink, coffee pots and furniture
- Studio (attached to Green Room)(28' 10" x 20')
- Laundry Room
 - Equipped with washer/dryer stack unit

Line Schedule

As of 8/13/18

<u>Line</u>	<u>Description</u>	<u>Distance from Proscenium</u>
1**	Valence	1'
2**	Grande Drape	1' 10"
3	Projection Screen & 2 ½ stage black tabs	2' 6"
4**	1st Electric	4'
5**	Shell Ceiling #1	5' 5"
6	(Open)	6' 2"
7	Border	6' 11"
8	Legs	7' 7"
9	(Open)	8' 5"
10	(Open)	9'
11	(Open)	10' 1"
12	Border	10' 0"
13**	2nd Electric	12' 5"
14	Legs	13' 7"
15	(Open)	14' 6"
16**	Shell Ceiling #2	15' 3"
17	Border	16' 9"
18**	Black Traveler	17' 6"
19	(Open)	19' 7"
20**	3rd Electric	20' 3"
21	(Open)	21' 3"
22	(Open)	22'
23	(Open)	22' 9"
24	Border	23' 6"
25	Legs	24' 2"
26**	Shell Ceiling #3	25'
27	(Open)	25' 11"
28**	4th Electric	27'
29	(Open)	28' 10"
30	(Open)	29' 6"
31	Black Skrim	30'
32	Blackout Drop	31' 1"
33	Sky Cyclorama	30' 2" (6' 3" from back wall)

NOTE: **Permanent – can **NOT** be moved or removed
Line Schedule is subject to change

Fire Curtain on Proscenium Wall

Fly Rail Weight System

Weights

Large Pigtales:	45 lbs.
Small Pigtales:	25 lbs.

Lighting Instruments

Ellipsoidals:	18 lbs.
Fresnels:	22lbs
Large Cyc Lites (Iris 3):	45 lbs.
Small Cyc Lites (Coda):	20 lbs.
PAR 64:	7 lbs.

Normal Pipe Weight (non-electric pipe)

115 lbs.

Arbors

Capacity =2,302 lbs.

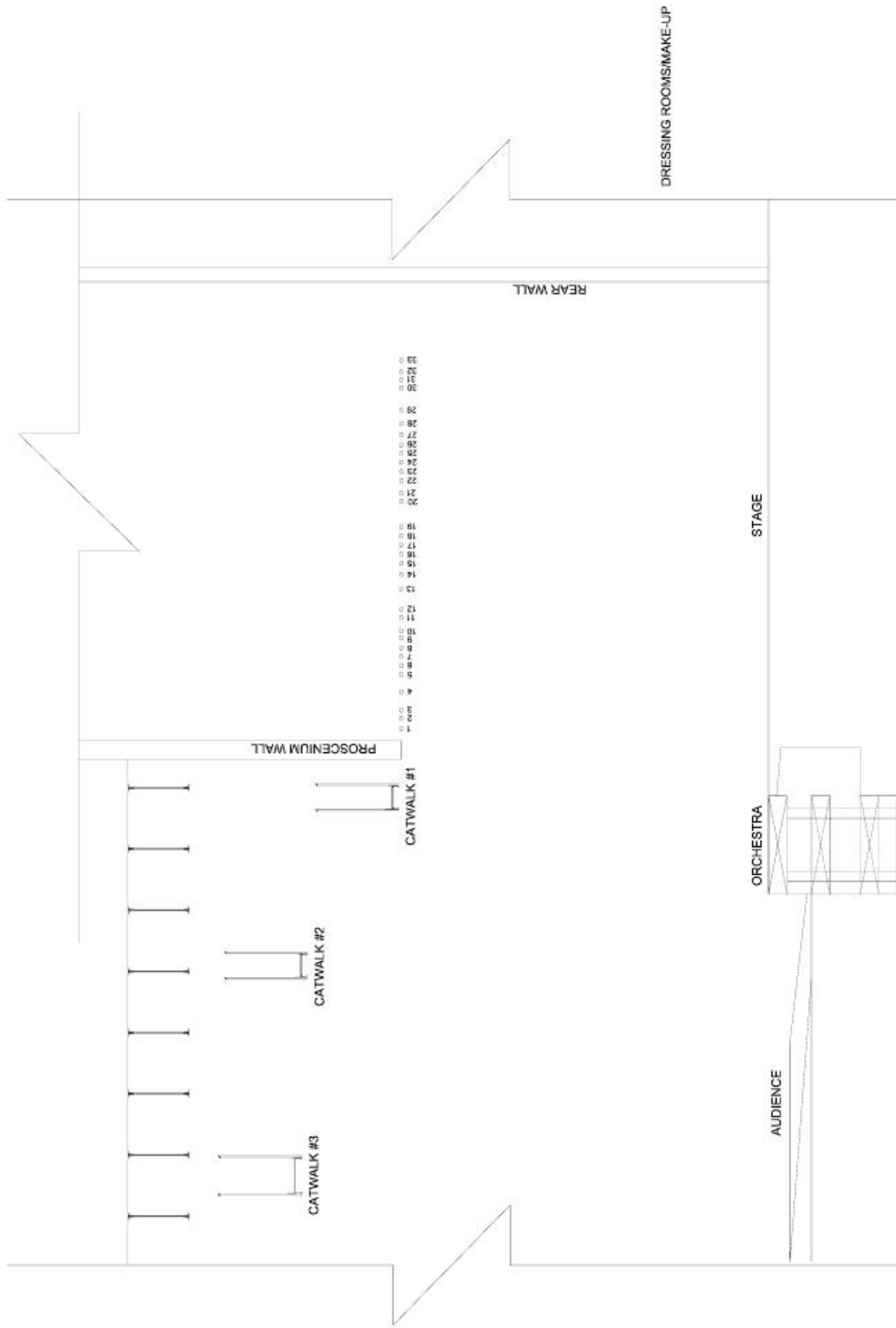
REYNOLDS PERFORMANCE HALL						
LIGHTING INVENTORY (updated 8/2018)						
*****CONTROL ROOM (located @ back of house)						
(1) ETC Express Board : 72/144 Channel Faders, 24 Submasters						
(1) RFU DMX (Can be used in booth, catwalks, and on stage)						
(1) ETC ION Light Board : 20 Sub Faders						
(1) Wireless RFU						
***DIMMER ROOM : (288) 2.4 K Circuit/Dimmers						
<u>INSTRUMENTS</u>						
			<u>QUANTITY</u>	<u>DESCRIPTION</u>		<u>WATTAGE</u>
				STRAND-ERS		575 W
			10	15-32 Degree Zoom		
			24	36 Degree		
			24	26 Degree		
			14	19 Degree		
			6	10 Degree		
			18	19 degree	Source-4 ETC	
			18	26 degree	Source-4 ETC	
			42	8" Fresnels		1,000 W
			18	Bulldog LED pars		
			12	26 degree Source-4	LED ERS	
			4	PAR 64		1,000 W
			10	Iris 3, 3 Circuit Cyc Lights		1,000 W
			8	Coda, 3 Circuit Cyc Lights		500 W
			2	FOLLOW SPOT	LYCIAN SUPER	1,200 W
<u>CIRCUITS</u>						
	*	Double on Pipe	CATWALKS		SR Box Booms	SL Box Booms
	#	Triple on Pipe	1st	53 - 64*	65-72 *	73-80*
			2nd	27 - 52*	81-86	87-92

			3rd	1 - 26*	93-98	99-104	
			STAGE				
			1st Elec	105 - 127*, 128 - 133#, 285 (Work Light)			
			2st Elec	134 - 153*, 154-159#, 286 (Work Light)			
			3st Elec	160 - 179*, 180 - 185#, 287 (Work Light)			
			4st Elec	186 - 205*, 206 - 211, 288 (Work Light)			
			DROP BOXES				
			SR	212 - 214, 218 - 220, 224 - 226, 230 - 232			
			SL	215 - 217, 221 - 223, 227 - 229, 233 - 235			
			BALCONY RAIL	13-40 (Double w/ 2nd & 3rd Catwalk)			
			WALL POCKETS	SR	SL		
			Proscenium	242 - 244	245-247		
			Back Wall	236 - 238	239-241		
			Rear Pit Wall	248-259*			
			ELECTRICAL (located in SL cove - stage level)				
		SERVICE	3	400 amp, 3 phase, 4 wire disconnect			
			1	200 amp, 3 phase, 4 wire disconnect			
		MISCELLANEOUS					
				Extension Cables			
			20	Side arms w/trees			
			8	Tree Bases/ pipes			
			1	30 ft. Genie Lift			
			1 of each size	8', 10' & 12' Ladders			
				Gel Stock			

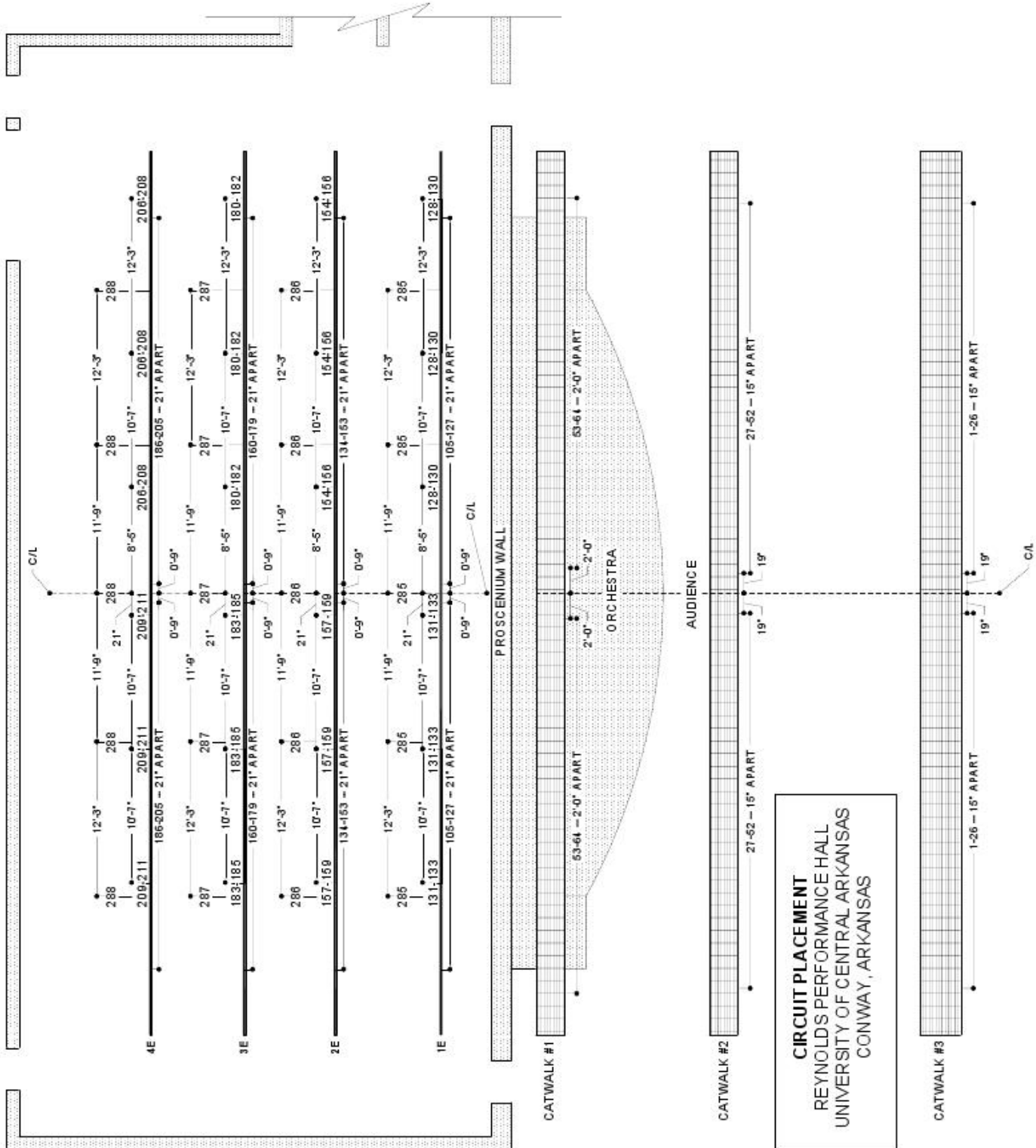
Reynolds Performance Hall
Sound Inventory updated August 2018

<u>FOH</u>	
48x16 Channel Yamaha M7CL	
<ul style="list-style-type: none"> • (3) SB168-ES located SL • (2) CD Players 	
Tascam CD-160 Mk II	
Tascam CD RW900SL Recorder/Player	
<u>HOUSE SPEAKERS</u>	
<ul style="list-style-type: none"> • JBL VT4887A Array (8 per side) • XLC 215 Subs Flown at Center (2) • Pit wall Front Fills 	
<u>ADDITIONAL MIXER</u>	
32X8 Channel Yamaha LS9	1
<u>WIRELESS</u>	
Shure SLX4 Wireless Receiver	8
Shure SLX1 Wireless Belt Pack Transmitter	8
Shure SLX2 B58A	4
Shure SLX2 SM58	2
Shure SLX2 B87	2
Countryman B3-Black	8
Countryman E6-Tan	2
Shure SM93-black	4
Shure SM93-Tan	4
<u>MICROPHONES</u>	
AT8533 Choir Mic	5
Crown PCC160	3
Shure B58	2
Shure SM58	3
Shure SM57	4
Shure WL184 – Podium Microphone	1
Shure B98	3
Shure B52	1
Shure B91A	1
MD421	2
SM81	2

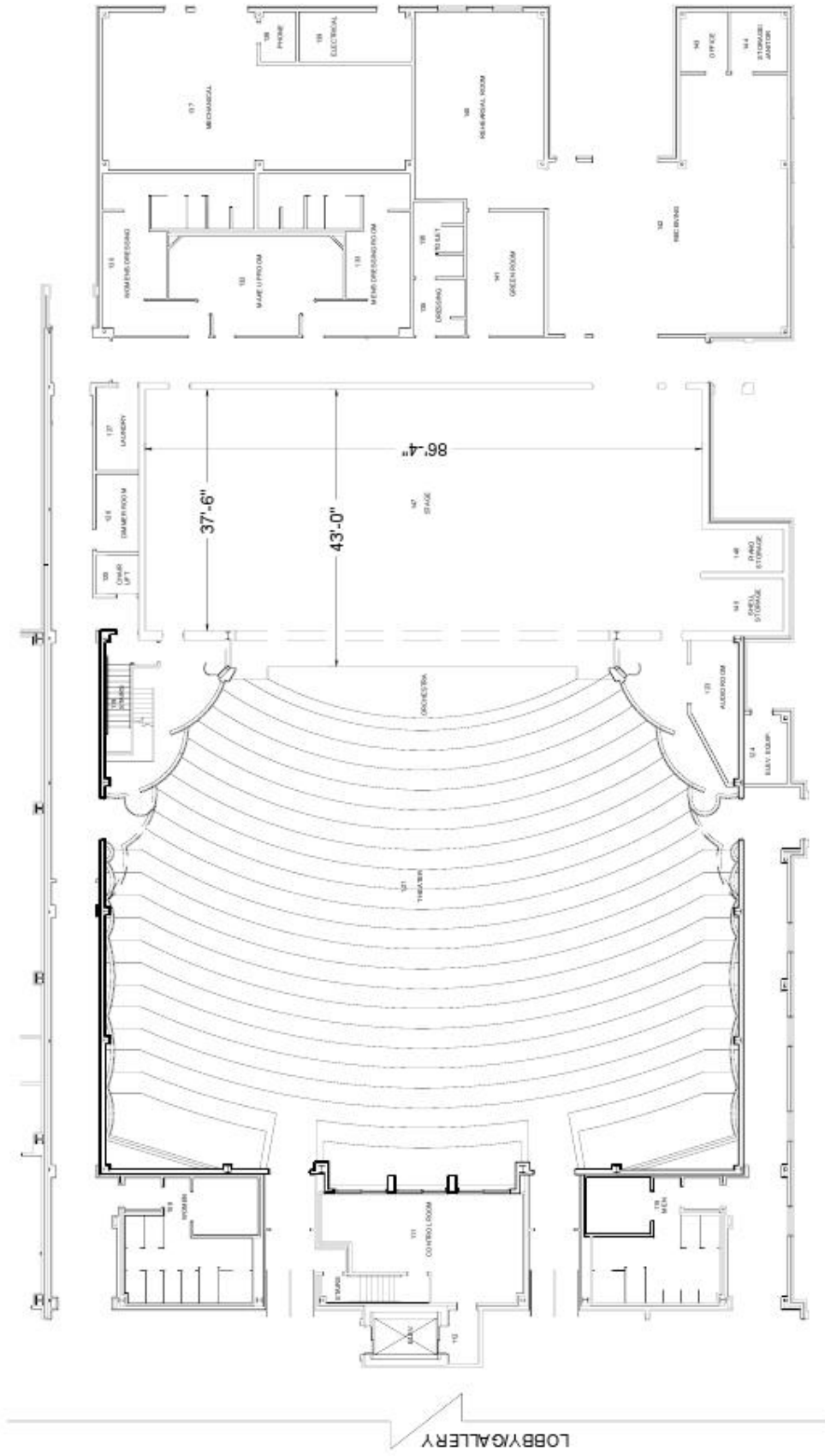
<u>STAGE BOX/ DI</u>	
Whirlwind 32x8 Sub Snake – 150'	4
ProCo 16x8 Sub Snake – 50'	2
Stage Master 8x4 Sub Snake – 50'	1
Radial PRO D2	2
Radial PRO 48	4
Radial PRO AV2	1
Whirlwind IMP DI	4
Whirlwind IMP Splitter	2
<u>MONITORS</u>	
JBL STX812M 3200W 12" Passive Speaker	8
Mackie SR1530 Powered Speakers	4
EV FM-1202ER	4
<u>COM</u>	
ClearCom Tempest 2400 BaseStation	1
ClearCom Tempest 2 Channel Belt pack	4
ClearCom WB670 Wireless Base Station	1
ClearCom Wireless Belt Pack	4
ClearCom Single Channel Wired Pack	8
ClearCom Dual Channel Wired Pack	2
ClearCom Headsets	10



SECTION VIEW OF LINE SCHEDULE
 REYNOLDS PERFORMANCE HALL
 UNIVERSITY OF CENTRAL ARKANSAS
 CONWAY, ARKANSAS
 (not to scale)



CIRCUIT PLACEMENT
 REYNOLDS PERFORMANCE HALL
 UNIVERSITY OF CENTRAL ARKANSAS
 CONWAY, ARKANSAS



REYNOLDS PERFORMANCE HALL
 THE UNIVERSITY OF CENTRAL ARKANSAS
 CONWAY, ARKANSAS

FIRST FLOOR - TOTAL SQUARE FEET - 23,832
 (Scale: 1" = 25')



LOBBY/GALLERY