



UNIVERSITY OF
**CENTRAL
ARKANSAS**

UNIVERSITY OF CENTRAL ARKANSAS

HPER TRACK FLOORING RENOVATION

201 Donaghey Ave, Conway, AR 72035

WDD PROJECT: 22-075

100%

4/11/2023

WDD ARCHITECTS
ARCHITECTS - INTERIOR DESIGNERS - PLANNERS
5050 NORTHSHORE LANE
NORTH LITTLE ROCK, ARKANSAS 72118
PH. # 501-376-6681



4/11/2023


PROJECT #22-075

100% UNIVERSITY OF CENTRAL ARKANSAS HPER TRACK FLOORING RENOVATION

ABBREVIATIONS

CL	CENTERLINE	C.F.C.I.	CONTRACTOR FURNISHED CONTRACTOR INSTALLED	ELEV	ELEVATOR	GPDW	GYPSTUM DRY WALL	MC	MEDICINE CABINET	R	RISER	SUS	SUSPENDED
CH	CHANNEL	CG	CORNER GUARD	EMER	EMERGENCY	GT	GROUT	MCB	METAL CASING/CORNER BEAD	RA	RETURN AIR	SYS	SYSTEM
PL	PERPENDICULAR	CHG	CHANGE	ENC	ENCLOSURE	GV	GALVANIZED	MECH	MECHANICAL	RAD	RADIUS	T	TREAD
RD	ROUND	CJ	CAST IRON	ENGR	ENGINEER	GVL	GRAVEL	MED	MEDIUM	RB	RUBBER BASE	T&G	TONGUE AND GROOVE
@	AT	CJ	CONTROL JOINT	ENT	ENTRANCE	GY	GYPSTUM	MET	METAL	RBT	RUBBER TILE	TC	TOP OF CURB
ABV	AIR CONDITIONING	CLG	CEILING	DQ	EQUAL	HB	HOSE BIBB	MFR	MANUFACTURE(ER)	RD	ROOF DRAIN	TEL	TELEPHONE
AC	ACOUSTICAL	CLG	CEILING	ERD	EMERGENCY ROOF DRAIN	HC	HOLLOW CORE	MH	MANHOLE	RE	REFER TO	THK	THICKNESS
ACC	ACCESS	CLO	CLOSET	ESC	EGRESS	HDF	HANDICAP DRINKING FOUNTAIN	MIR	MIRROR	REF	REFERENCE	THR	THRESHOLD
ADB	AUTOMATIC DOOR BUTTON	CLC	CLEARANCE	EST	ESTIMATE	HWD	HARDWARE	MISC	MISCELLANEOUS	REFL	REFLECTIVE	TI	TOP OF INLET
ADH	ADHESIVE	CMU	CONCRETE MASONRY UNIT	ETR	EXISTING TO REMAIN	HWM	HARDWOOD	MLDG	MOLDING, MOULDING	REG	REGISTER	TKBD	TACKBOARD
ADJ	ADJACENT	CO	CLEANOUT	EXP	EXPOSED	HM	HOLLOW METAL	MO	MASONRY OPENING	REIN	REINFORCING	TPTN	TOILET PARTITION
AF	ABOVE FINISHED FLOOR	CS	COMPANY	EXP	EXPANDED	HMD	HOLLOW METAL DOOR	MRB	MARBLE	REM	REMOVE	TSL	TOP OF SLAB
AGGR	AGGREGATE	COL	COLUMN	EXP	EXPOSED	HMF	HOLLOW METAL FRAME	MRD	METAL ROOF DECKING	REQD	REQUIRED	TST	TOP OF WALL
AL	ALUMINUM	COMB	COMBINATION	EXT	EXTERIOR	HOR	HORIZONTAL	MTR	METAL FURRING	RES	RESILIENT	TVP	TELEVISION WALL BRACKET
ALT	ALTERNATE	COMPT	COMPARTMENT	F	FACE	HOUR	HOUR	MT	METAL THRESHOLD	REV	REVISION(S), REVISED	TY	TYPICAL
AMT	AMOUNT	CONC	CONCRETE	F2 F	FACE TO FACE	HT	HEIGHT	MTL	MATERIAL	RFG	ROOFING	TZ	TERRAZZO
ANOD	ANODIZED	CONSTR	CONSTRUCTION	FD	FLOOR DRAIN	HWH	HOT WATER HEATER	MULL	MULLION	RFH	ROOF HATCH	UL	UNDERWRITERS LAB
APPROX	APPROXIMATE	CONT	CONTINUOUS OR CONTINUE	FD-1	FIRE DEPT. CONNECTION	HVAC	HEATING/VENTILAT./AIR CONDIT.	MTH	MARBLE THRESHOLD	RM	ROOM	UNFN	UNFINISHED
APT	APARTMENT	CORR	CORRUPT(OR)	FD-2	FIRE DEPT. CONNECTION IN CABINET	HW	HOT WATER	NAT	NATURAL	RO	ROUGH OPENING	UNF	UNLESS OTHERWISE NOTED
ARCH	ARCHITECT/ARCHITECTURAL	CRS	CORRUGATED	FD-3	FIRE DEPT. CONNECTION IN CABINET W/ FIRE EXTINGUISHER	HXX	HOT WATER HEATER	NC	NON COMBUSTIBLE	ROW	RIGHT OF WAY	UR	URINAL
ASPH	ASPHALT	CER	CERAMIC TILE	FE	FIRE EXTINGUISHER	IN	INCH	NIC	NOT IN CONTRACT	S	SOUTH	VB	VAPOR BARRIER
AVE	AVENUE	CTD	CERAMIC TILE	FEC	FIRE EXTINGUISHER CABINET	INCL	INCLUDE(D), (ION)	NS	NOT TO SCALE	SAS	SURFACE FOUR SIDES	VB	VINYL BASE
BD	BOARD	CTR	COUNTER	FEB	FIRE EXTINGUISHER CABINET	INS	INSULATE(D), (ION)	NTS	NOT TO SCALE	SC	SOLID CORE	VB	VINYL COMPOSITION TILE
BET	BETWEEN	CTS	COUNTERSUNK SCREW	FEBC	FIRE EXTINGUISHER CABINET	INFO	INFORMATION	O TO O	OUT TO OUT	SCH	SCHEDULE	VCT	VINYL COMPOSITION TILE
BL	BUILDING LINE	CU	CUBIC INCH	FEFC	FIRE EXTINGUISHER CABINET	INT	INTERIOR	OA	OVERALL	SCH	SCHEDULE	VERT	VERTICAL
BLDG	BUILDING	CU IN	CUBIC INCH	FFL	FINISHED FLOOR ELEVATION	INT	INTERIOR	OC	ON CENTER	SCN	SCREEN	SD	STORM DRAIN
BLK	BLOCK	CU YD	CUBIC YARD	FHY	FIRE HYDRANT	INT	INTERIOR	OD	OUTSIDE DIAMETER	SD	STORM DRAIN	SEC	SECTION
BLKG	BLOCKING	CW	COLD WATER	FIN	FINISHED	JC	JANITOR'S CLOSET	OH	OPPOSITE HAND	SEC	SECTION	SGL	SAFETY GLASS
BLVD	BOULEVARD	DA	DOUBLE ACTING	FL	FLASHING	JT	JOINT	O.F.C.I.	OWNER FURNISHED CONTRACTOR INSTALLED	SH	SHELF, SHELVING	VT	VINYL TILE
BM	BEAM	DEPT	DEPARTMENT	FLR	FLOORING	KD	KILN-DRIED	OPG	OPENING	SHT	SHEET	W	WEST
BM	BENCH MARK	DF	DRINKING FOUNTAIN	FLUOR	FLUORESCENT	KIT	KITCHEN	OPP	OPPOSITE	SHS	SHEDDING	W	WIDTH, WIDE
BOT	BOTTOM	DIA	DIAMETER	FND	FOUNDATION	LAB	LABORATORY	PFN	PREFINISHED	SIM	SIMILAR	WO	WITHOUT
BRK	BRICK	DIM	DIMENSION	FOC	FACE OF CONCRETE	LAD	LADDER	PL	PLATE	SNT	SEALANT	WO	WITHOUT
BRZ	BRONZE	DN	DOWN	FOF	FACE OF FINISH	LAM	LAMINATE(D)	OC	ON CENTER	SPK	SPEAKER(S)	WC	WATER CLOSET
BSMT	BASEMENT	DP	DAMP PROOFING	FOS	FACE OF STUDS	LAV	LAVATORY	PL	PROPERTY LINE	SQ	SQUARE	WD	WOOD
BUR	BUILT UP ROOFING	DS	DOWNSPOUT	FPM	FEET PER MINUTE	LB	POUND OR (#)	PLM	PLASTIC LAMINATE	SQ	SQUARE	WF	WIDE FLANGE
C TO C	CENTER TO CENTER	DTL	DRAWERY TRACK	FR	FIRE RETARDANT	LH	LEFT HAND	PROP	PREFABRICATED	SQ FT	SQUARE FOOT	WG	WIRED GLASS
CAB	CABINET	DTL	DETAIL	FT	FOOTING	LMS	LIMESTONE	PSF	POUNDS PER SQUARE FOOT	SST	STAINLESS STEEL	WH	WHEEL BUMPER
CB	CATCH BASIN	DWG	DRAWING	FUR	FURRING	LPT	LOW POINT	PSI	POUNDS PER SQUARE INCH	ST	STEEL	WM	WIRE MESH
CEM	CEMENT	EA	EACH	FUT	FUTURE	LQ	LOW POINT	PRES	PRESERVATIVE TREATED	STA	STATION	WO	WITHOUT
CER	CERAMIC	EF	EACH FACE	G	GUTTER	LW	LIGHT WEIGHT	PT	PLYWOOD	STD	STANDARD	WP	WATERPROOFING
CFM	CUBIC FEET PER MINUTE	ELEC	ELECTRIC(AL)	GA	GAGE, GAUGE	LWC	LIGHT WEIGHT CONCRETE	QT	QUARRY TILE	STG	SEATING	WPT	WORKING POINT
		EL	ELEVATION	GB	GRAB BAR	MAS	MASONRY	QTB	QUARRY TILE BASE	STL	STEEL	WSET	WAINSCOT
		ELEC	ELECTRIC(AL)	GC	GENERAL CONTRACT(OR)	MAX	MAXIMUM	QTF	QUARRY TILE FLOOR	STR	STRUCTURAL	WTW	WALL TO WALL
				GD	GRADE, GRADING	MBR	MEMBER	QTY	QUANTITY			WWF	WELED WIRE FABRIC
				GI	GALVANIZED IRON								
				GL	GLASS, GLAZING								
				GLB	GLASS BLOCK								

PROJECT LOCATION



**UNIVERSITY OF CENTRAL
HPER TRACK FLOORING RENOVATION**

201 Donaghey Ave., Conway, AR 72035

MATERIALS & SYMBOLS LEGEND

	CONCEALED FASTENER METAL PANEL ON MTL. STUDS WITH CONTINUOUS INSULATION		EXTERIOR BUILDING ELEVATION
	BRICK VENEER ON MTL. STUDS WITH CONTINUOUS INSULATION		EXTERIOR BUILDING ELEVATION
	ACM PANEL TRIM ON MTL. STUDS		INTERIOR ELEVATION
	GYPSTUM BOARD ON METAL STUD PARTITION W/ FIRE RESISTANCE RATING		CASEWORK ELEVATION
	GYPSTUM BOARD ON METAL STUD PARTITION W/ ACOUSTIC RATING		CASEWORK ELEVATION
	GYPSTUM BOARD ON METAL STUDS		TOILET / LOCKER ROOM ELEVATION
	CONCRETE MASONRY UNIT		TOILET / LOCKER ROOM ELEVATION
REFER TO SECTIONS AND DETAILS FOR ADDITIONAL INFORMATION			
	BUILDING SECTION		BUILDING SECTION
	WALL SECTION		WALL SECTION
	WALL TYPE KEY		WALL TYPE KEY

INDEX OF DRAWINGS

SHEET INDEX	
NO.	SHEET NAME
TITLE SHEETS	
T0.0	COVER SHEET
T0.1	DATA SHEET
DEMOLITION	
D1.1	DEMOLITION PLAN
ARCHITECTURAL	
A1.1	LEVEL 2 FLOOR PATTERN PLAN

UL DESIGNS

UL #	DESCRIPTION
U419	PARTITION WITH 1 HOUR FIRE RESISTANCE RATING
U411	PARTITION WITH 2 HOUR FIRE RESISTANCE RATING
U497	SHAFT WALL ASSEMBLY WITH 2 HOUR FIRE RESISTANCE RATING

REFER TO INTERIOR PARTITION TYPES FOR ADDITIONAL INFORMATION

WDD ARCHITECTS
ARCHITECTS-INTERIOR DESIGN-PLANNERS
 5050 NORTHSORE LANE
 NORTH LITTLE ROCK, ARKANSAS 72118
 PH. # (501)376-6681
 EMAIL: wdd@wddarchitects.com

I HEREBY CERTIFY THAT THESE PLANS AND SPECIFICATIONS HAVE BEEN PREPARED BY ME, OR UNDER MY SUPERVISION. I FURTHER CERTIFY THAT TO THE BEST OF MY KNOWLEDGE THESE PLANS AND SPECIFICATIONS ARE AS REQUIRED BY LAW AND IN COMPLIANCE WITH THE ARKANSAS FIRE PREVENTION CODE FOR THE STATE OF ARKANSAS.

SIGNATURE _____

PROJECT TITLE


CONTENTS

REVISIONS

NO.	DATE	DESCRIPTION
	22-075	JOB NO.
	4/11/2023	DATE
	100%	


T0.1

SHEET




NO.	DATE	DESCRIPTION

22-075
JOB. NO.
4/11/2023
DATE
100%




1 LEVEL 2 DEMOLITION PLAN
1/8" = 1'-0"



FLOORING	DESCRIPTION
RSF-1	PLAE, RUBBER SPORT FLOORING, COLLECTION: COLOR: APOLLO BLACK
RSF-2	PLAE, RUBBER SPORT FLOORING, COLLECTION: SPORT IMPACT COLOR: CUSTOM PURPLE
RSF-3	PLAE, RUBBER SPORT FLOORING, COLLECTION: SPORT IMPACT COLOR: ARTEMIS GREY
TS-1	SCHLUTER TRANSITION STRIP
RB-1	JOHNSONITE, RUBBER BASE, COLOR: BLACK 40

RSF-1	
RSF-2	
RSF-3	



1 LEVEL 2 FLOOR PATTERN PLAN
1/8" = 1'-0"

4/11/2023 8:57:51 AM C:\Users\WDD\OneDrive\Documents\2023\1501\FILES_04042023\FP