




**Single Assessment Institution-Level Pass Rate Data: Traditional Teacher Preparation Program Within IHE**

|          |   | <b>HEOA - Title II<br/>2018 - 2019 Academic Year</b> |                           |                         |                                    |                                   | <b>Statewide</b>         |                           |                     |  |
|--|---|--|---------------------------|-------------------------|------------------------------------|-----------------------------------|--------------------------|---------------------------|---------------------|--|
| Institution Name   | UNIVERSITY CENTRAL ARKANSAS   |  |                           |                         |                                    |                                   |                          |                           |                     |  |
| Institution Code   | 6012  |  |                           |                         |                                    |                                   |                          |                           |                     |  |
| State  | Arkansas  |  |                           |                         |                                    |                                   |                          |                           |                     |  |
| Assessment Information <sup>1</sup>  | Group   | Number Taking Assessment                             | Number Passing Assessment | Institutional Pass Rate | Institutional Average Scaled Score | Assessment Cut Score <sup>2</sup> | Number Taking Assessment | Number Passing Assessment | Statewide Pass Rate |  |
| <b>AGRICULTURE (5701)</b><br><br>Test Company: ETS<br>Score Range: 100-200               | All enrolled students who have completed all nonclinical courses, 2018-19 |  |                           |                         |                                    |                                   | 3                        |                           |                     |  |
|  | Other enrolled students, 2018-19  |  |                           |                         |                                    |                                   | 3                        |                           |                     |  |
|  | All program completers, 2018-19   |  |                           |                         |                                    |                                   | 21                       | 21                        | 100%                |  |
|  | All program completers, 2017-18   |  |                           |                         |                                    |                                   | 27                       | 26                        | 96%                 |  |
|  | All program completers, 2016-17   |  |                           |                         |                                    |                                   | 26                       | 26                        | 100%                |  |
| <b>ART CONTENT AND ANALYSIS (5135)</b><br><br>Test Company: ETS<br>Score Range: 100-200  | All enrolled students who have completed all nonclinical courses, 2018-19 |  |                           |                         |                                    |                                   |                          |                           |                     |  |
|  | Other enrolled students, 2018-19  |  |                           |                         |                                    |                                   |                          |                           |                     |  |
|  | All program completers, 2018-19   |  |                           |                         |                                    |                                   |                          |                           |                     |  |
|  | All program completers, 2017-18   |  |                           |                         |                                    |                                   | 1                        |                           |                     |  |
|  | All program completers, 2016-17   | 3  |                           |                         |                                    | 161                               | 23                       | 22                        | 96%                 |  |
| <b>ART CONTENT KNOWLEDGE (5134)</b><br><br>Test Company: ETS<br>Score Range: 100-200     | All enrolled students who have completed all nonclinical courses, 2018-19 | 2  |                           |                         |                                    | 158                               | 7                        |                           |                     |  |
|  | Other enrolled students, 2018-19  |  |                           |                         |                                    |                                   | 11                       | 6                         | 55%                 |  |
|  | All program completers, 2018-19   | 6  |                           |                         |                                    | 158                               | 41                       | 40                        | 98%                 |  |
|  | All program completers, 2017-18   | 5  |                           |                         |                                    | 158                               | 34                       | 31                        | 91%                 |  |
|  | All program completers, 2016-17   | 5  |                           |                         |                                    | 158                               | 13                       | 11                        | 85%                 |  |
| <b>BIOLOGY CONTENT KNOWLEDGE (0235)</b><br><br>Test Company: ETS<br>Score Range: 100-200 | All enrolled students who have completed all nonclinical courses, 2018-19 | 2  |                           |                         |                                    | 142                               | 2                        |                           |                     |  |
|  | Other enrolled students, 2018-19  | 1  |                           |                         |                                    | 142                               | 7                        |                           |                     |  |
|  | All program completers, 2018-19   | 4  |                           |                         |                                    | 142                               | 20                       | 20                        | 100%                |  |
|  | All program completers, 2017-18   | 6  |                           |                         |                                    | 142                               | 24                       | 24                        | 100%                |  |
|  | All program completers, 2016-17   | 2  |                           |                         |                                    | 142                               | 20                       | 20                        | 100%                |  |


**Single Assessment Institution-Level Pass Rate Data: Traditional Teacher Preparation Program Within IHE**

|                            |   | <b>HEOA - Title II<br/>2018 - 2019 Academic Year</b> |                                  |                                |   |   | <b>Statewide</b>                |                                  |                            |  |
|--|---|--|----------------------------------|--------------------------------|---|---|---------------------------------|----------------------------------|----------------------------|--|
| <b>Institution Name</b>  |   | <b>UNIVERSITY CENTRAL ARKANSAS</b>                   |                                  |                                |   |   |                                 |                                  |                            |  |
| <b>Institution Code</b>  |   | <b>6012</b>  |                                  |                                |   |   |                                 |                                  |                            |  |
| <b>State</b>   |   | <b>Arkansas</b>                                      |                                  |                                |   |   |                                 |                                  |                            |  |
| <b>Assessment Information<sup>1</sup></b>  | <b>Group</b>  | <b>Number Taking Assessment</b>                      | <b>Number Passing Assessment</b> | <b>Institutional Pass Rate</b> | <b>Institutional Average Scaled Score</b> | <b>Assessment Cut Score<sup>2</sup></b> | <b>Number Taking Assessment</b> | <b>Number Passing Assessment</b> | <b>Statewide Pass Rate</b> |  |
| <b>BUSINESS ED CONTENT KNOWLEDGE (5101)</b><br><br><i>Test Company: ETS</i><br><i>Score Range: 100-200</i> | All enrolled students who have completed all nonclinical courses, 2018-19 |  |                                  |                                |   |   | 2                               |                                  |                            |  |
|  | Other enrolled students, 2018-19  |  |                                  |                                |   |   | 4                               |                                  |                            |  |
|  | All program completers, 2018-19   |  |                                  |                                |   |   | 4                               |                                  |                            |  |
|  | All program completers, 2017-18   |  |                                  |                                |   |   | 9                               |                                  |                            |  |
|  | All program completers, 2016-17   |  |                                  |                                |   |   | 13                              | 13                               | 100%                       |  |
| <b>CHEMISTRY CONTENT KNOWLEDGE (0245)</b><br><br><i>Test Company: ETS</i><br><i>Score Range: 100-200</i>   | All enrolled students who have completed all nonclinical courses, 2018-19 |  |                                  |                                |   |   | 2                               |                                  |                            |  |
|  | Other enrolled students, 2018-19  | 1  |                                  |                                |   | 150                                     | 2                               |                                  |                            |  |
|  | All program completers, 2018-19   | 4  |                                  |                                |   | 150                                     | 9                               |                                  |                            |  |
|  | All program completers, 2017-18   |  |                                  |                                |   |   | 3                               |                                  |                            |  |
|  | All program completers, 2016-17   | 1  |                                  |                                |   | 150                                     | 5                               |                                  |                            |  |
| <b>COMPUTER SCIENCE - NEW (5652)</b><br><br><i>Test Company: ETS</i><br><i>Score Range: 100-200</i>        | All enrolled students who have completed all nonclinical courses, 2018-19 |  |                                  |                                |   |   | 1                               |                                  |                            |  |
|  | Other enrolled students, 2018-19  |  |                                  |                                |   |   |                                 |                                  |                            |  |
|  | All program completers, 2018-19   |  |                                  |                                |   |   |                                 |                                  |                            |  |
|  | All program completers, 2017-18   |  |                                  |                                |   |   |                                 |                                  |                            |  |
|  | All program completers, 2016-17   |  |                                  |                                |   |   |                                 |                                  |                            |  |
| <b>COMPUTER SCIENCE (5651)</b><br><br><i>Test Company: ETS</i><br><i>Score Range: 100-200</i>              | All enrolled students who have completed all nonclinical courses, 2018-19 |  |                                  |                                |   |   |                                 |                                  |                            |  |
|  | Other enrolled students, 2018-19  |  |                                  |                                |   |   |                                 |                                  |                            |  |
|  | All program completers, 2018-19   |  |                                  |                                |   |   |                                 |                                  |                            |  |
|  | All program completers, 2017-18   |  |                                  |                                |   |   | 4                               |                                  |                            |  |
|  | All program completers, 2016-17   |  |                                  |                                |   |   |                                 |                                  |                            |  |


**Single Assessment Institution-Level Pass Rate Data: Traditional Teacher Preparation Program Within IHE**

|                     |   | <p align="center"><b>HEOA - Title II<br/>2018 - 2019 Academic Year</b></p> |                           |                         |                                    |                                   |                          |                           |                     |
|---|---|--|---------------------------|-------------------------|------------------------------------|-----------------------------------|--------------------------|---------------------------|---------------------|
| Institution Name  |   | UNIVERSITY CENTRAL ARKANSAS  |                           |                         |                                    |                                   |                          |                           |                     |
| Institution Code  |   | 6012   |                           |                         |                                    |                                   |                          |                           |                     |
| State   |   | Arkansas   |                           |                         |                                    |                                   |                          |                           |                     |
| Assessment Information <sup>1</sup>   | Group   | Number Taking Assessment   | Number Passing Assessment | Institutional Pass Rate | Institutional Average Scaled Score | Assessment Cut Score <sup>2</sup> | Statewide                |                           |                     |
|   |   |  |                           |                         |                                    |                                   | Number Taking Assessment | Number Passing Assessment | Statewide Pass Rate |
| <b>CORE ACADEMIC SKILLS FOR ED: MATH (5732)</b><br><br>Test Company: ETS<br>Score Range: 100-200    | All enrolled students who have completed all nonclinical courses, 2018-19 |  |                           |                         |                                    |                                   |                          |                           |                     |
|   | Other enrolled students, 2018-19  |  |                           |                         |                                    |                                   |                          |                           |                     |
|   | All program completers, 2018-19   |  |                           |                         |                                    |                                   |                          |                           |                     |
|   | All program completers, 2017-18   | 115  | 115                       | 100%                    | 161                                | 150                               | 746                      | 738                       | 99%                 |
|   | All program completers, 2016-17   | 112  | 112                       | 100%                    | 165                                | 150                               | 956                      | 952                       | 100%                |
| <b>CORE ACADEMIC SKILLS FOR ED: READING (5712)</b><br><br>Test Company: ETS<br>Score Range: 100-200 | All enrolled students who have completed all nonclinical courses, 2018-19 |  |                           |                         |                                    |                                   |                          |                           |                     |
|   | Other enrolled students, 2018-19  |  |                           |                         |                                    |                                   |                          |                           |                     |
|   | All program completers, 2018-19   |  |                           |                         |                                    |                                   |                          |                           |                     |
|   | All program completers, 2017-18   | 112  | 112                       | 100%                    | 175                                | 156                               | 737                      | 736                       | 100%                |
|   | All program completers, 2016-17   | 110  | 110                       | 100%                    | 179                                | 156                               | 952                      | 951                       | 100%                |
| <b>CORE ACADEMIC SKILLS FOR ED: WRITING (5722)</b><br><br>Test Company: ETS<br>Score Range: 100-200 | All enrolled students who have completed all nonclinical courses, 2018-19 |  |                           |                         |                                    |                                   |                          |                           |                     |
|   | Other enrolled students, 2018-19  |  |                           |                         |                                    |                                   |                          |                           |                     |
|   | All program completers, 2018-19   |  |                           |                         |                                    |                                   |                          |                           |                     |
|   | All program completers, 2017-18   | 176  | 176                       | 100%                    | 171                                | 162                               | 1054                     | 1048                      | 99%                 |
|   | All program completers, 2016-17   | 143  | 143                       | 100%                    | 172                                | 162                               | 1163                     | 1162                      | 100%                |
| <b>EARLY CHILDHOOD CONTENT KNOWLEDGE (5022)</b><br><br>Test Company: ETS<br>Score Range: 100-200    | All enrolled students who have completed all nonclinical courses, 2018-19 |  |                           |                         |                                    |                                   | 1                        |                           |                     |
|   | Other enrolled students, 2018-19  |  |                           |                         |                                    |                                   | 3                        |                           |                     |
|   | All program completers, 2018-19   |  |                           |                         |                                    |                                   | 1                        |                           |                     |
|   | All program completers, 2017-18   |  |                           |                         |                                    |                                   | 10                       | 10                        | 100%                |
|   | All program completers, 2016-17   |  |                           |                         |                                    |                                   | 287                      | 287                       | 100%                |


**Single Assessment Institution-Level Pass Rate Data: Traditional Teacher Preparation Program Within IHE**

|                                    |   | <b>HEOA - Title II<br/>2018 - 2019 Academic Year</b> |                                  |                                |   |   | <b>Statewide</b>                |                                  |                            |  |
|--|---|--|----------------------------------|--------------------------------|---|---|---------------------------------|----------------------------------|----------------------------|--|
| <b>Institution Name</b>  |   | <b>UNIVERSITY CENTRAL ARKANSAS</b>                   |                                  |                                |   |   |                                 |                                  |                            |  |
| <b>Institution Code</b>  |   | <b>6012</b>  |                                  |                                |   |   |                                 |                                  |                            |  |
| <b>State</b>   |   | <b>Arkansas</b>                                      |                                  |                                |   |   |                                 |                                  |                            |  |
| <b>Assessment Information<sup>1</sup></b>  |   | <b>Group</b>   |                                  |                                |   |   | <b>Statewide</b>                |                                  |                            |  |
|  |   | <b>Number Taking Assessment</b>                      | <b>Number Passing Assessment</b> | <b>Institutional Pass Rate</b> | <b>Institutional Average Scaled Score</b> | <b>Assessment Cut Score<sup>2</sup></b> | <b>Number Taking Assessment</b> | <b>Number Passing Assessment</b> | <b>Statewide Pass Rate</b> |  |
| <b>EARLY CHILDHOOD EDUCATION (5025)</b><br><br><i>Test Company: ETS</i><br><i>Score Range: 100-200</i>             | All enrolled students who have completed all nonclinical courses, 2018-19 |  |                                  |                                |   |   | 1                               |                                  |                            |  |
|  | Other enrolled students, 2018-19  |  |                                  |                                |   |   | 1                               |                                  |                            |  |
|  | All program completers, 2018-19   |  |                                  |                                |   |   | 4                               |                                  |                            |  |
|  | All program completers, 2017-18   |  |                                  |                                |   |   | 38                              | 38                               | 100%                       |  |
|  | All program completers, 2016-17   |  |                                  |                                |   |   | 27                              | 27                               | 100%                       |  |
| <b>EDUCATION OF YOUNG CHILDREN (5024)</b><br><br><i>Test Company: ETS</i><br><i>Score Range: 100-200</i>           | All enrolled students who have completed all nonclinical courses, 2018-19 |  |                                  |                                |   |   | 1                               |                                  |                            |  |
|  | Other enrolled students, 2018-19  |  |                                  |                                |   |   |                                 |                                  |                            |  |
|  | All program completers, 2018-19   |  |                                  |                                |   |   | 8                               |                                  |                            |  |
|  | All program completers, 2017-18   |  |                                  |                                |   |   | 6                               |                                  |                            |  |
|  | All program completers, 2016-17   |  |                                  |                                |   |   | 3                               |                                  |                            |  |
| <b>ELEM ED MULTI SUBJ MATHEMATICS (DISC) (5033)</b><br><br><i>Test Company: ETS</i><br><i>Score Range: 100-200</i> | All enrolled students who have completed all nonclinical courses, 2018-19 |  |                                  |                                |   |   |                                 |                                  |                            |  |
|  | Other enrolled students, 2018-19  |  |                                  |                                |   |   |                                 |                                  |                            |  |
|  | All program completers, 2018-19   |  |                                  |                                |   |   |                                 |                                  |                            |  |
|  | All program completers, 2017-18   |  |                                  |                                |   |   |                                 |                                  |                            |  |
|  | All program completers, 2016-17   |  |                                  |                                |   |   | 1                               |                                  |                            |  |
| <b>ELEM ED MULTI SUBJ MATHEMATICS (5003)</b><br><br><i>Test Company: ETS</i><br><i>Score Range: 100-200</i>        | All enrolled students who have completed all nonclinical courses, 2018-19 | 36   | 25                               | 69%                            | 166                                       | 157                                     | 133                             | 110                              | 83%                        |  |
|  | Other enrolled students, 2018-19  | 12   | 8                                | 67%                            | 166                                       | 157                                     | 282                             | 260                              | 92%                        |  |
|  | All program completers, 2018-19   | 61   | 60                               | 98%                            | 175                                       | 157                                     | 491                             | 484                              | 99%                        |  |
|  | All program completers, 2017-18   | 87   | 85                               | 98%                            | 173                                       | 157                                     | 430                             | 425                              | 99%                        |  |
|  | All program completers, 2016-17   | 65   | 65                               | 100%                           | 175                                       | 157                                     | 280                             | 280                              | 100%                       |  |


**Single Assessment Institution-Level Pass Rate Data: Traditional Teacher Preparation Program Within IHE**

|                            |   | <b>HEOA - Title II<br/>2018 - 2019 Academic Year</b> |                                  |                                |   |   | <b>Statewide</b>                |                                  |                            |  |
|--|---|--|----------------------------------|--------------------------------|---|---|---------------------------------|----------------------------------|----------------------------|--|
| <b>Institution Name</b>  |   | <b>UNIVERSITY CENTRAL ARKANSAS</b>                   |                                  |                                |   |   |                                 |                                  |                            |  |
| <b>Institution Code</b>  |   | <b>6012</b>  |                                  |                                |   |   |                                 |                                  |                            |  |
| <b>State</b>   |   | <b>Arkansas</b>                                      |                                  |                                |   |   |                                 |                                  |                            |  |
| <b>Assessment Information<sup>1</sup></b>  | <b>Group</b>  | <b>Number Taking Assessment</b>                      | <b>Number Passing Assessment</b> | <b>Institutional Pass Rate</b> | <b>Institutional Average Scaled Score</b> | <b>Assessment Cut Score<sup>2</sup></b> | <b>Number Taking Assessment</b> | <b>Number Passing Assessment</b> | <b>Statewide Pass Rate</b> |  |
| <b>ELEM ED MULTI SUBJ READING LANG ARTS (DISC) (5032)</b><br><br>Test Company: ETS<br>Score Range: 100-200 | All enrolled students who have completed all nonclinical courses, 2018-19 |  |                                  |                                |   |   |                                 |                                  |                            |  |
|  | Other enrolled students, 2018-19  |  |                                  |                                |   |   |                                 |                                  |                            |  |
|  | All program completers, 2018-19   |  |                                  |                                |   |   |                                 |                                  |                            |  |
|  | All program completers, 2017-18   |  |                                  |                                |   |   |                                 |                                  |                            |  |
|  | All program completers, 2016-17   |  |                                  |                                |   |   | 1                               |                                  |                            |  |
| <b>ELEM ED MULTI SUBJ READING LANG ARTS (5002)</b><br><br>Test Company: ETS<br>Score Range: 100-200        | All enrolled students who have completed all nonclinical courses, 2018-19 | 36   | 34                               | 94%                            | 172                                       | 157                                     | 134                             | 121                              | 90%                        |  |
|  | Other enrolled students, 2018-19  | 12   | 10                               | 83%                            | 168                                       | 157                                     | 278                             | 263                              | 95%                        |  |
|  | All program completers, 2018-19   | 61   | 60                               | 98%                            | 171                                       | 157                                     | 490                             | 480                              | 98%                        |  |
|  | All program completers, 2017-18   | 87   | 87                               | 100%                           | 173                                       | 157                                     | 430                             | 425                              | 99%                        |  |
|  | All program completers, 2016-17   | 65   | 65                               | 100%                           | 173                                       | 157                                     | 280                             | 278                              | 99%                        |  |
| <b>ELEM ED MULTI SUBJ SCIENCES (DISC) (5035)</b><br><br>Test Company: ETS<br>Score Range: 100-200          | All enrolled students who have completed all nonclinical courses, 2018-19 |  |                                  |                                |   |   |                                 |                                  |                            |  |
|  | Other enrolled students, 2018-19  |  |                                  |                                |   |   |                                 |                                  |                            |  |
|  | All program completers, 2018-19   |  |                                  |                                |   |   |                                 |                                  |                            |  |
|  | All program completers, 2017-18   |  |                                  |                                |   |   |                                 |                                  |                            |  |
|  | All program completers, 2016-17   |  |                                  |                                |   |   | 1                               |                                  |                            |  |
| <b>ELEM ED MULTI SUBJ SCIENCES (5005)</b><br><br>Test Company: ETS<br>Score Range: 100-200                 | All enrolled students who have completed all nonclinical courses, 2018-19 | 36   | 17                               | 47%                            | 158                                       | 159                                     | 133                             | 89                               | 67%                        |  |
|  | Other enrolled students, 2018-19  | 12   | 7                                | 58%                            | 159                                       | 159                                     | 279                             | 235                              | 84%                        |  |
|  | All program completers, 2018-19   | 61   | 58                               | 95%                            | 169                                       | 159                                     | 492                             | 465                              | 95%                        |  |
|  | All program completers, 2017-18   | 87   | 85                               | 98%                            | 171                                       | 159                                     | 429                             | 418                              | 97%                        |  |
|  | All program completers, 2016-17   | 65   | 64                               | 98%                            | 171                                       | 159                                     | 280                             | 272                              | 97%                        |  |


**Single Assessment Institution-Level Pass Rate Data: Traditional Teacher Preparation Program Within IHE**

|                            |   | <p align="center"><b>HEOA - Title II<br/>2018 - 2019 Academic Year</b></p> |                           |                         |                                    |                                   |                          |                           |                     |
|--|---|--|---------------------------|-------------------------|------------------------------------|-----------------------------------|--------------------------|---------------------------|---------------------|
| Institution Name   |   | UNIVERSITY CENTRAL ARKANSAS  |                           |                         |                                    |                                   |                          |                           |                     |
| Institution Code   |   | 6012   |                           |                         |                                    |                                   |                          |                           |                     |
| State  |   | Arkansas   |                           |                         |                                    |                                   |                          |                           |                     |
| Assessment Information <sup>1</sup>  | Group   | Number Taking Assessment   | Number Passing Assessment | Institutional Pass Rate | Institutional Average Scaled Score | Assessment Cut Score <sup>2</sup> | Statewide                |                           |                     |
|  |   |  |                           |                         |                                    |                                   | Number Taking Assessment | Number Passing Assessment | Statewide Pass Rate |
| <b>ELEM ED MULTI SUBJ SOCIAL STUDIES (DISC) (5034)</b><br><br>Test Company: ETS<br>Score Range: 100-200    | All enrolled students who have completed all nonclinical courses, 2018-19 |  |                           |                         |                                    |                                   |                          |                           |                     |
|  | Other enrolled students, 2018-19  |  |                           |                         |                                    |                                   |                          |                           |                     |
|  | All program completers, 2018-19   |  |                           |                         |                                    |                                   |                          |                           |                     |
|  | All program completers, 2017-18   |  |                           |                         |                                    |                                   |                          |                           |                     |
|  | All program completers, 2016-17   |  |                           |                         |                                    |                                   | 1                        |                           |                     |
| <b>ELEM ED MULTI SUBJ SOCIAL STUDIES (5004)</b><br><br>Test Company: ETS<br>Score Range: 100-200           | All enrolled students who have completed all nonclinical courses, 2018-19 | 36   | 19                        | 53%                     | 159                                | 155                               | 132                      | 84                        | 64%                 |
|  | Other enrolled students, 2018-19  | 12   | 4                         | 33%                     | 152                                | 155                               | 277                      | 221                       | 80%                 |
|  | All program completers, 2018-19   | 61   | 53                        | 87%                     | 162                                | 155                               | 492                      | 449                       | 91%                 |
|  | All program completers, 2017-18   | 87   | 83                        | 95%                     | 165                                | 155                               | 430                      | 411                       | 96%                 |
|  | All program completers, 2016-17   | 65   | 62                        | 95%                     | 164                                | 155                               | 279                      | 267                       | 96%                 |
| <b>ENGLISH LANGUAGE ARTS: CONTENT AND ANALYSIS (5039)</b><br><br>Test Company: ETS<br>Score Range: 100-200 | All enrolled students who have completed all nonclinical courses, 2018-19 | 2  |                           |                         |                                    | 168                               | 13                       | 11                        | 85%                 |
|  | Other enrolled students, 2018-19  |  |                           |                         |                                    |                                   | 26                       | 22                        | 85%                 |
|  | All program completers, 2018-19   | 5  |                           |                         |                                    | 168                               | 62                       | 59                        | 95%                 |
|  | All program completers, 2017-18   | 7  |                           |                         |                                    | 168                               | 68                       | 65                        | 96%                 |
|  | All program completers, 2016-17   | 9  |                           |                         |                                    | 168                               | 71                       | 70                        | 99%                 |
| <b>FAMILY AND CONSUMER SCIENCES (5122)</b><br><br>Test Company: ETS<br>Score Range: 100-200                | All enrolled students who have completed all nonclinical courses, 2018-19 | 5  |                           |                         |                                    | 153                               | 5                        |                           |                     |
|  | Other enrolled students, 2018-19  | 1  |                           |                         |                                    | 153                               | 3                        |                           |                     |
|  | All program completers, 2018-19   | 9  |                           |                         |                                    | 153                               | 15                       | 14                        | 93%                 |
|  | All program completers, 2017-18   | 10   | 10                        | 100%                    | 162                                | 153                               | 14                       | 14                        | 100%                |
|  | All program completers, 2016-17   | 12   | 12                        | 100%                    | 164                                | 153                               | 22                       | 22                        | 100%                |

**Single Assessment Institution-Level Pass Rate Data: Traditional Teacher Preparation Program Within IHE**


|               |   | <b>HEOA - Title II<br/>2018 - 2019 Academic Year</b> |                                  |                                |   |   | <b>Statewide</b>                |                                  |                            |  |
|---|---|--|----------------------------------|--------------------------------|---|---|---------------------------------|----------------------------------|----------------------------|--|
| <b>Institution Name</b>   |   | <b>UNIVERSITY CENTRAL ARKANSAS</b>                   |                                  |                                |   |   |                                 |                                  |                            |  |
| <b>Institution Code</b>   |   | <b>6012</b>  |                                  |                                |   |   |                                 |                                  |                            |  |
| <b>State</b>  |   | <b>Arkansas</b>                                      |                                  |                                |   |   |                                 |                                  |                            |  |
| <b>Assessment Information<sup>1</sup></b>   | <b>Group</b>  | <b>Number Taking Assessment</b>                      | <b>Number Passing Assessment</b> | <b>Institutional Pass Rate</b> | <b>Institutional Average Scaled Score</b> | <b>Assessment Cut Score<sup>2</sup></b> | <b>Number Taking Assessment</b> | <b>Number Passing Assessment</b> | <b>Statewide Pass Rate</b> |  |
| <b>FRENCH WORLD LANGUAGE (5174)</b><br><br>Test Company: ETS<br>Score Range: 100-200          | All enrolled students who have completed all nonclinical courses, 2018-19 |  |                                  |                                |   |   |                                 |                                  |                            |  |
|   | Other enrolled students, 2018-19  |  |                                  |                                |   |   |                                 |                                  |                            |  |
|   | All program completers, 2018-19   |  |                                  |                                |   |   |                                 |                                  |                            |  |
|   | All program completers, 2017-18   |  |                                  |                                |   |   |                                 |                                  |                            |  |
|   | All program completers, 2016-17   |  |                                  |                                |   |   | 2                               |                                  |                            |  |
| <b>HEALTH AND PE (DISC) (5856)</b><br><br>Test Company: ETS<br>Score Range: 100-200           | All enrolled students who have completed all nonclinical courses, 2018-19 |  |                                  |                                |   |   |                                 |                                  |                            |  |
|   | Other enrolled students, 2018-19  |  |                                  |                                |   |   |                                 |                                  |                            |  |
|   | All program completers, 2018-19   |  |                                  |                                |   |   |                                 |                                  |                            |  |
|   | All program completers, 2017-18   |  |                                  |                                |   |   |                                 |                                  |                            |  |
|   | All program completers, 2016-17   |  |                                  |                                |   |   | 2                               |                                  |                            |  |
| <b>HEALTH AND PE (5857)</b><br><br>Test Company: ETS<br>Score Range: 100-200                  | All enrolled students who have completed all nonclinical courses, 2018-19 | 13   | 9                                | 69%                            | 161                                       | 155                                     | 37                              | 29                               | 78%                        |  |
|   | Other enrolled students, 2018-19  | 1  |                                  |                                |   | 155                                     | 36                              | 29                               | 81%                        |  |
|   | All program completers, 2018-19   | 15   | 15                               | 100%                           | 166                                       | 155                                     | 119                             | 118                              | 99%                        |  |
|   | All program completers, 2017-18   | 10   | 10                               | 100%                           | 174                                       | 155                                     | 117                             | 114                              | 97%                        |  |
|   | All program completers, 2016-17   | 12   | 12                               | 100%                           | 167                                       | 155                                     | 171                             | 165                              | 96%                        |  |
| <b>INTERDIS EARLY CHILD EDUCATION (5023)</b><br><br>Test Company: ETS<br>Score Range: 100-200 | All enrolled students who have completed all nonclinical courses, 2018-19 |  |                                  |                                |   |   | 1                               |                                  |                            |  |
|   | Other enrolled students, 2018-19  |  |                                  |                                |   |   |                                 |                                  |                            |  |
|   | All program completers, 2018-19   |  |                                  |                                |   |   | 7                               |                                  |                            |  |
|   | All program completers, 2017-18   |  |                                  |                                |   |   | 6                               |                                  |                            |  |
|   | All program completers, 2016-17   |  |                                  |                                |   |   | 3                               |                                  |                            |  |

**Single Assessment Institution-Level Pass Rate Data: Traditional Teacher Preparation Program Within IHE**


|                     |   | <p align="center"><b>HEOA - Title II<br/>2018 - 2019 Academic Year</b></p> |                           |                         |                                    |                                   |                          |                           |                     |
|---|---|--|---------------------------|-------------------------|------------------------------------|-----------------------------------|--------------------------|---------------------------|---------------------|
| Institution Name  |   | UNIVERSITY CENTRAL ARKANSAS  |                           |                         |                                    |                                   |                          |                           |                     |
| Institution Code  |   | 6012   |                           |                         |                                    |                                   |                          |                           |                     |
| State   |   | Arkansas   |                           |                         |                                    |                                   |                          |                           |                     |
| Assessment Information <sup>1</sup>   | Group   | Number Taking Assessment   | Number Passing Assessment | Institutional Pass Rate | Institutional Average Scaled Score | Assessment Cut Score <sup>2</sup> | Statewide                |                           |                     |
|   |   |  |                           |                         |                                    |                                   | Number Taking Assessment | Number Passing Assessment | Statewide Pass Rate |
| <b>MATHEMATICS CONTENT KNOWLEDGE (5161)</b><br><br>Test Company: ETS<br>Score Range: 100-200        | All enrolled students who have completed all nonclinical courses, 2018-19 | 3  |                           |                         |                                    | 160                               | 7                        |                           |                     |
|   | Other enrolled students, 2018-19  |  |                           |                         |                                    |                                   | 20                       | 13                        | 65%                 |
|   | All program completers, 2018-19   | 8  |                           |                         |                                    | 160                               | 43                       | 31                        | 72%                 |
|   | All program completers, 2017-18   | 7  |                           |                         |                                    | 160                               | 42                       | 38                        | 90%                 |
|   | All program completers, 2016-17   | 5  |                           |                         |                                    | 160                               | 39                       | 36                        | 92%                 |
| <b>MIDDLE SCHOOL ENG LANG ARTS (5047)</b><br><br>Test Company: ETS<br>Score Range: 100-200          | All enrolled students who have completed all nonclinical courses, 2018-19 | 6  |                           |                         |                                    | 164                               | 25                       | 11                        | 44%                 |
|   | Other enrolled students, 2018-19  | 3  |                           |                         |                                    | 164                               | 15                       | 6                         | 40%                 |
|   | All program completers, 2018-19   | 10   | 8                         | 80%                     | 164                                | 164                               | 49                       | 41                        | 84%                 |
|   | All program completers, 2017-18   | 11   | 9                         | 82%                     | 167                                | 164                               | 47                       | 41                        | 87%                 |
|   | All program completers, 2016-17   | 15   | 13                        | 87%                     | 170                                | 164                               | 58                       | 46                        | 79%                 |
| <b>MIDDLE SCHOOL MATHEMATICS (5169)</b><br><br>Test Company: ETS<br>Score Range: 100-200            | All enrolled students who have completed all nonclinical courses, 2018-19 | 2  |                           |                         |                                    | 165                               | 19                       | 12                        | 63%                 |
|   | Other enrolled students, 2018-19  | 1  |                           |                         |                                    | 165                               | 21                       | 13                        | 62%                 |
|   | All program completers, 2018-19   | 10   | 9                         | 90%                     | 171                                | 165                               | 43                       | 40                        | 93%                 |
|   | All program completers, 2017-18   | 20   | 17                        | 85%                     | 170                                | 165                               | 80                       | 68                        | 85%                 |
|   | All program completers, 2016-17   | 19   | 18                        | 95%                     | 173                                | 165                               | 81                       | 78                        | 96%                 |
| <b>MIDDLE SCHOOL SCIENCE (DISCONTINUED) (0439)</b><br><br>Test Company: ETS<br>Score Range: 100-200 | All enrolled students who have completed all nonclinical courses, 2018-19 |  |                           |                         |                                    |                                   |                          |                           |                     |
|   | Other enrolled students, 2018-19  |  |                           |                         |                                    |                                   |                          |                           |                     |
|   | All program completers, 2018-19   |  |                           |                         |                                    |                                   |                          |                           |                     |
|   | All program completers, 2017-18   |  |                           |                         |                                    |                                   |                          |                           |                     |
|   | All program completers, 2016-17   | 1  |                           |                         |                                    | 146                               | 1                        |                           |                     |




**Single Assessment Institution-Level Pass Rate Data: Traditional Teacher Preparation Program Within IHE**

|                             |   | <p align="center"><b>HEOA - Title II<br/>2018 - 2019 Academic Year</b></p> |    |                                 |                                  |                                | <p align="center"><b>Statewide</b></p>    |   |                                 |                                  |                            |  |
|---|---|--|----|---------------------------------|----------------------------------|--------------------------------|---|---|---------------------------------|----------------------------------|----------------------------|--|
| <b>Institution Name</b><br><b>Institution Code</b><br><b>State</b>  |   | <p align="center">UNIVERSITY CENTRAL ARKANSAS<br/>6012<br/>Arkansas</p>    |    |                                 |                                  |                                |   |   |                                 |                                  |                            |  |
| <b>Assessment Information<sup>1</sup></b>   |   | <b>Group</b>   |    | <b>Number Taking Assessment</b> | <b>Number Passing Assessment</b> | <b>Institutional Pass Rate</b> | <b>Institutional Average Scaled Score</b> | <b>Assessment Cut Score<sup>2</sup></b> | <b>Number Taking Assessment</b> | <b>Number Passing Assessment</b> | <b>Statewide Pass Rate</b> |  |
| <b>MIDDLE SCHOOL SCIENCE (5440)</b><br><br><i>Test Company: ETS</i><br><i>Score Range: 100-200</i>          | All enrolled students who have completed all nonclinical courses, 2018-19 |  | 1  |                                 |                                  |                                |   | 150                                     | 12                              | 7                                | 58%                        |  |
|   | Other enrolled students, 2018-19  |  | 3  |                                 |                                  |                                |   | 150                                     | 20                              | 12                               | 60%                        |  |
|   | All program completers, 2018-19   |  | 5  |                                 |                                  |                                |   | 150                                     | 37                              | 28                               | 76%                        |  |
|   | All program completers, 2017-18   |  | 8  |                                 |                                  |                                |   | 150                                     | 55                              | 50                               | 91%                        |  |
|   | All program completers, 2016-17   |  | 15 | 13                              | 87%                              | 160                            | 150                                       | 70                                      | 60                              | 86%                              |                            |  |
| <b>MIDDLE SCHOOL SOCIAL STUDIES (5089)</b><br><br><i>Test Company: ETS</i><br><i>Score Range: 100-200</i>   | All enrolled students who have completed all nonclinical courses, 2018-19 |  | 3  |                                 |                                  |                                |   | 149                                     | 20                              | 17                               | 85%                        |  |
|   | Other enrolled students, 2018-19  |  | 4  |                                 |                                  |                                |   | 149                                     | 14                              | 12                               | 86%                        |  |
|   | All program completers, 2018-19   |  | 11 | 11                              | 100%                             | 161                            | 149                                       | 55                                      | 53                              | 96%                              |                            |  |
|   | All program completers, 2017-18   |  | 17 | 16                              | 94%                              | 166                            | 149                                       | 53                                      | 49                              | 92%                              |                            |  |
|   | All program completers, 2016-17   |  | 12 | 12                              | 100%                             | 161                            | 149                                       | 54                                      | 48                              | 89%                              |                            |  |
| <b>MUSIC CONTENT KNOWLEDGE (0113)</b><br><br><i>Test Company: ETS</i><br><i>Score Range: 100-200</i>        | All enrolled students who have completed all nonclinical courses, 2018-19 |  | 4  |                                 |                                  |                                |   | 157                                     | 12                              | 11                               | 92%                        |  |
|   | Other enrolled students, 2018-19  |  |    |                                 |                                  |                                |   |   | 27                              | 22                               | 81%                        |  |
|   | All program completers, 2018-19   |  | 12 | 12                              | 100%                             | 173                            | 157                                       | 101                                     | 96                              | 95%                              |                            |  |
|   | All program completers, 2017-18   |  | 12 | 12                              | 100%                             | 175                            | 157                                       | 90                                      | 89                              | 99%                              |                            |  |
|   | All program completers, 2016-17   |  | 14 | 14                              | 100%                             | 168                            | 157                                       | 92                                      | 88                              | 96%                              |                            |  |
| <b>PHYSICAL ED CONTENT AND DESIGN (5095)</b><br><br><i>Test Company: ETS</i><br><i>Score Range: 100-200</i> | All enrolled students who have completed all nonclinical courses, 2018-19 |  |    |                                 |                                  |                                |   |   |                                 |                                  |                            |  |
|   | Other enrolled students, 2018-19  |  |    |                                 |                                  |                                |   |   |                                 |                                  |                            |  |
|   | All program completers, 2018-19   |  |    |                                 |                                  |                                |   |   |                                 |                                  |                            |  |
|   | All program completers, 2017-18   |  |    |                                 |                                  |                                |   |   |                                 |                                  |                            |  |
|   | All program completers, 2016-17   |  |    |                                 |                                  |                                |   |   | 3                               |                                  |                            |  |


**Single Assessment Institution-Level Pass Rate Data: Traditional Teacher Preparation Program Within IHE**

|                    |   | <b>HEOA - Title II<br/>2018 - 2019 Academic Year</b> |                                  |                                |   |   | <b>Statewide</b>                |                                  |                            |  |
|--|---|--|----------------------------------|--------------------------------|---|---|---------------------------------|----------------------------------|----------------------------|--|
| <b>Institution Name</b>  |   | <b>UNIVERSITY CENTRAL ARKANSAS</b>                   |                                  |                                |   |   |                                 |                                  |                            |  |
| <b>Institution Code</b>  |   | <b>6012</b>  |                                  |                                |   |   |                                 |                                  |                            |  |
| <b>State</b>   |   | <b>Arkansas</b>                                      |                                  |                                |   |   |                                 |                                  |                            |  |
| <b>Assessment Information<sup>1</sup></b>  | <b>Group</b>  | <b>Number Taking Assessment</b>                      | <b>Number Passing Assessment</b> | <b>Institutional Pass Rate</b> | <b>Institutional Average Scaled Score</b> | <b>Assessment Cut Score<sup>2</sup></b> | <b>Number Taking Assessment</b> | <b>Number Passing Assessment</b> | <b>Statewide Pass Rate</b> |  |
| <b>PHYSICS CONTENT KNOWLEDGE (5265)</b><br><br>Test Company: ETS<br>Score Range: 100-200           | All enrolled students who have completed all nonclinical courses, 2018-19 |  |                                  |                                |   |   |                                 |                                  |                            |  |
|  | Other enrolled students, 2018-19  |  |                                  |                                |   |   |                                 |                                  |                            |  |
|  | All program completers, 2018-19   | 1  |                                  |                                |   | 135                                     | 2                               |                                  |                            |  |
|  | All program completers, 2017-18   |  |                                  |                                |   |   | 3                               |                                  |                            |  |
|  | All program completers, 2016-17   | 1  |                                  |                                |   | 135                                     | 7                               |                                  |                            |  |
| <b>PRAXIS I MATHEMATICS (DISCONTINUED) (0730)</b><br><br>Test Company: ETS<br>Score Range: 150-190 | All enrolled students who have completed all nonclinical courses, 2018-19 |  |                                  |                                |   |   |                                 |                                  |                            |  |
|  | Other enrolled students, 2018-19  |  |                                  |                                |   |   |                                 |                                  |                            |  |
|  | All program completers, 2018-19   |  |                                  |                                |   |   |                                 |                                  |                            |  |
|  | All program completers, 2017-18   |  |                                  |                                |   |   | 4                               |                                  |                            |  |
|  | All program completers, 2016-17   | 16   | 16                               | 100%                           | 180                                       | 171                                     | 107                             | 107                              | 100%                       |  |
| <b>PRAXIS I READING (DISCONTINUED) (0710)</b><br><br>Test Company: ETS<br>Score Range: 150-190     | All enrolled students who have completed all nonclinical courses, 2018-19 |  |                                  |                                |   |   |                                 |                                  |                            |  |
|  | Other enrolled students, 2018-19  |  |                                  |                                |   |   |                                 |                                  |                            |  |
|  | All program completers, 2018-19   |  |                                  |                                |   |   |                                 |                                  |                            |  |
|  | All program completers, 2017-18   |  |                                  |                                |   |   | 4                               |                                  |                            |  |
|  | All program completers, 2016-17   | 17   | 17                               | 100%                           | 179                                       | 172                                     | 106                             | 106                              | 100%                       |  |
| <b>PRAXIS I WRITING (DISCONTINUED) (0720)</b><br><br>Test Company: ETS<br>Score Range: 150-190     | All enrolled students who have completed all nonclinical courses, 2018-19 |  |                                  |                                |   |   |                                 |                                  |                            |  |
|  | Other enrolled students, 2018-19  |  |                                  |                                |   |   |                                 |                                  |                            |  |
|  | All program completers, 2018-19   |  |                                  |                                |   |   |                                 |                                  |                            |  |
|  | All program completers, 2017-18   |  |                                  |                                |   |   | 3                               |                                  |                            |  |
|  | All program completers, 2016-17   | 14   | 13                               | 93%                            | 176                                       | 173                                     | 98                              | 96                               | 98%                        |  |


**Single Assessment Institution-Level Pass Rate Data: Traditional Teacher Preparation Program Within IHE**

|                                      |   | <b>HEOA - Title II<br/>2018 - 2019 Academic Year</b> |                                  |                                |   |   | <b>Statewide</b>                |                                  |                            |  |
|--|---|--|----------------------------------|--------------------------------|---|---|---------------------------------|----------------------------------|----------------------------|--|
| <b>Institution Name</b>  |   | <b>UNIVERSITY CENTRAL ARKANSAS</b>                   |                                  |                                |   |   |                                 |                                  |                            |  |
| <b>Institution Code</b>  |   | <b>6012</b>  |                                  |                                |   |   |                                 |                                  |                            |  |
| <b>State</b>   |   | <b>Arkansas</b>                                      |                                  |                                |   |   |                                 |                                  |                            |  |
| <b>Assessment Information<sup>1</sup></b>  | <b>Group</b>  | <b>Number Taking Assessment</b>                      | <b>Number Passing Assessment</b> | <b>Institutional Pass Rate</b> | <b>Institutional Average Scaled Score</b> | <b>Assessment Cut Score<sup>2</sup></b> | <b>Number Taking Assessment</b> | <b>Number Passing Assessment</b> | <b>Statewide Pass Rate</b> |  |
| <b>PRINC LEARNING AND TEACHING 5-9 (5623)</b><br><br><i>Test Company: ETS</i><br><i>Score Range: 100-200</i>         | All enrolled students who have completed all nonclinical courses, 2018-19 | 1  |                                  |                                |   | 160                                     | 13                              | 11                               | 85%                        |  |
|  | Other enrolled students, 2018-19  | 2  |                                  |                                |   | 160                                     | 17                              | 17                               | 100%                       |  |
|  | All program completers, 2018-19   | 28   | 27                               | 96%                            | 171                                       | 160                                     | 125                             | 124                              | 99%                        |  |
|  | All program completers, 2017-18   | 33   | 33                               | 100%                           | 177                                       | 160                                     | 129                             | 128                              | 99%                        |  |
|  | All program completers, 2016-17   | 47   | 47                               | 100%                           | 176                                       | 160                                     | 164                             | 164                              | 100%                       |  |
| <b>PRINC LEARNING AND TEACHING 7-12 (5624)</b><br><br><i>Test Company: ETS</i><br><i>Score Range: 100-200</i>        | All enrolled students who have completed all nonclinical courses, 2018-19 | 2  |                                  |                                |   | 157                                     | 41                              | 39                               | 95%                        |  |
|  | Other enrolled students, 2018-19  |  |                                  |                                |   |   | 71                              | 65                               | 92%                        |  |
|  | All program completers, 2018-19   | 50   | 49                               | 98%                            | 176                                       | 157                                     | 410                             | 400                              | 98%                        |  |
|  | All program completers, 2017-18   | 50   | 49                               | 98%                            | 174                                       | 157                                     | 472                             | 463                              | 98%                        |  |
|  | All program completers, 2016-17   | 44   | 44                               | 100%                           | 176                                       | 157                                     | 469                             | 465                              | 99%                        |  |
| <b>PRINC LEARNING AND TEACHING EARLY CHILD (5621)</b><br><br><i>Test Company: ETS</i><br><i>Score Range: 100-200</i> | All enrolled students who have completed all nonclinical courses, 2018-19 |  |                                  |                                |   |   | 3                               |                                  |                            |  |
|  | Other enrolled students, 2018-19  |  |                                  |                                |   |   | 2                               |                                  |                            |  |
|  | All program completers, 2018-19   |  |                                  |                                |   |   | 12                              | 12                               | 100%                       |  |
|  | All program completers, 2017-18   | 1  |                                  |                                |   | 157                                     | 54                              | 53                               | 98%                        |  |
|  | All program completers, 2016-17   | 1  |                                  |                                |   | 157                                     | 311                             | 310                              | 100%                       |  |
| <b>PRINC LEARNING AND TEACHING K-6 (5622)</b><br><br><i>Test Company: ETS</i><br><i>Score Range: 100-200</i>         | All enrolled students who have completed all nonclinical courses, 2018-19 | 6  |                                  |                                |   | 160                                     | 50                              | 44                               | 88%                        |  |
|  | Other enrolled students, 2018-19  | 1  |                                  |                                |   | 160                                     | 86                              | 77                               | 90%                        |  |
|  | All program completers, 2018-19   | 81   | 81                               | 100%                           | 175                                       | 160                                     | 541                             | 529                              | 98%                        |  |
|  | All program completers, 2017-18   | 99   | 99                               | 100%                           | 178                                       | 160                                     | 478                             | 473                              | 99%                        |  |
|  | All program completers, 2016-17   | 72   | 72                               | 100%                           | 177                                       | 160                                     | 329                             | 328                              | 100%                       |  |


**Single Assessment Institution-Level Pass Rate Data: Traditional Teacher Preparation Program Within IHE**

|                            |   | <p align="center"><b>HEOA - Title II<br/>2018 - 2019 Academic Year</b></p> |                           |                         |                                    |                                   |                          |                           |                     |
|--|---|--|---------------------------|-------------------------|------------------------------------|-----------------------------------|--------------------------|---------------------------|---------------------|
| Institution Name   |   | UNIVERSITY CENTRAL ARKANSAS  |                           |                         |                                    |                                   |                          |                           |                     |
| Institution Code   |   | 6012   |                           |                         |                                    |                                   |                          |                           |                     |
| State  |   | Arkansas   |                           |                         |                                    |                                   |                          |                           |                     |
| Assessment Information <sup>1</sup>  | Group   | Number Taking Assessment   | Number Passing Assessment | Institutional Pass Rate | Institutional Average Scaled Score | Assessment Cut Score <sup>2</sup> | Statewide                |                           |                     |
|  |   |  |                           |                         |                                    |                                   | Number Taking Assessment | Number Passing Assessment | Statewide Pass Rate |
| <b>SE CORE KNOWLEDGE &amp; APPLICATIONS (5354)</b><br><br>Test Company: ETS<br>Score Range: 100-200        | All enrolled students who have completed all nonclinical courses, 2018-19 | 8  |                           |                         |                                    | 151                               | 13                       | 13                        | 100%                |
|  | Other enrolled students, 2018-19  | 1  |                           |                         |                                    | 151                               | 9                        |                           |                     |
|  | All program completers, 2018-19   | 16   | 16                        | 100%                    | 175                                | 151                               | 46                       | 46                        | 100%                |
|  | All program completers, 2017-18   | 14   | 14                        | 100%                    | 178                                | 151                               | 42                       | 42                        | 100%                |
|  | All program completers, 2016-17   | 3  |                           |                         |                                    | 151                               | 17                       | 17                        | 100%                |
| <b>SOCIAL STUDIES CONTENT &amp; INTERPRETATION (5086)</b><br><br>Test Company: ETS<br>Score Range: 100-200 | All enrolled students who have completed all nonclinical courses, 2018-19 |  |                           |                         |                                    |                                   | 10                       | 7                         | 70%                 |
|  | Other enrolled students, 2018-19  | 1  |                           |                         |                                    | 153                               | 33                       | 20                        | 61%                 |
|  | All program completers, 2018-19   | 3  |                           |                         |                                    | 153                               | 51                       | 47                        | 92%                 |
|  | All program completers, 2017-18   | 6  |                           |                         |                                    | 153                               | 72                       | 71                        | 99%                 |
|  | All program completers, 2016-17   | 5  |                           |                         |                                    | 153                               | 61                       | 59                        | 97%                 |
| <b>SPANISH WORLD LANGUAGE (5195)</b><br><br>Test Company: ETS<br>Score Range: 100-200                      | All enrolled students who have completed all nonclinical courses, 2018-19 |  |                           |                         |                                    |                                   |                          |                           |                     |
|  | Other enrolled students, 2018-19  |  |                           |                         |                                    |                                   | 2                        |                           |                     |
|  | All program completers, 2018-19   | 1  |                           |                         |                                    | 168                               | 5                        |                           |                     |
|  | All program completers, 2017-18   | 1  |                           |                         |                                    | 168                               | 10                       | 10                        | 100%                |
|  | All program completers, 2016-17   |  |                           |                         |                                    |                                   | 9                        |                           |                     |
| <b>SPEECH COMMUNICATION: CK (5221)</b><br><br>Test Company: ETS<br>Score Range: 100-200                    | All enrolled students who have completed all nonclinical courses, 2018-19 |  |                           |                         |                                    |                                   | 2                        |                           |                     |
|  | Other enrolled students, 2018-19  |  |                           |                         |                                    |                                   | 1                        |                           |                     |
|  | All program completers, 2018-19   |  |                           |                         |                                    |                                   | 5                        |                           |                     |
|  | All program completers, 2017-18   |  |                           |                         |                                    |                                   | 4                        |                           |                     |
|  | All program completers, 2016-17   |  |                           |                         |                                    |                                   | 3                        |                           |                     |

**Single Assessment Institution-Level Pass Rate Data: Traditional Teacher Preparation Program Within IHE**

|                                 |   | <p align="center"><b>HEOA - Title II<br/>2018 - 2019 Academic Year</b></p> |                                  |                                |   |  | <p align="center"><b>Statewide</b></p> |                                  |                            |  |
|---|---|--|----------------------------------|--------------------------------|---|--|--|----------------------------------|----------------------------|--|
| <b>Institution Name</b><br><b>Institution Code</b><br><b>State</b>  |   | <p align="center">UNIVERSITY CENTRAL ARKANSAS<br/>6012<br/>Arkansas</p>    |                                  |                                |   |  |  |                                  |                            |  |
| <i>Assessment Information</i> <sup>1</sup>  | <i>Group</i>  | <i>Number Taking Assessment</i>  | <i>Number Passing Assessment</i> | <i>Institutional Pass Rate</i> | <i>Institutional Average Scaled Score</i> | <i>Assessment Cut Score</i> <sup>2</sup> | <i>Number Taking Assessment</i>        | <i>Number Passing Assessment</i> | <i>Statewide Pass Rate</i> |  |
| <b>TECHNOLOGY EDUCATION (5051)</b><br><br><i>Test Company: ETS</i><br><i>Score Range: 100-200</i>               | All enrolled students who have completed all nonclinical courses, 2018-19 |  |                                  |                                |   |  |  |                                  |                            |  |
|   | Other enrolled students, 2018-19  |  |                                  |                                |   |  |  |                                  |                            |  |
|   | All program completers, 2018-19   |  |                                  |                                |   |  | 1                                      |                                  |                            |  |
|   | All program completers, 2017-18   |  |                                  |                                |   |  | 3                                      |                                  |                            |  |
|   | All program completers, 2016-17   |  |                                  |                                |   |  |  |                                  |                            |  |
| <b>THEATRE (5641)</b><br><br><i>Test Company: ETS</i><br><i>Score Range: 100-200</i>                            | All enrolled students who have completed all nonclinical courses, 2018-19 |  |                                  |                                |   |  |  |                                  |                            |  |
|   | Other enrolled students, 2018-19  |  |                                  |                                |   |  | 1                                      |                                  |                            |  |
|   | All program completers, 2018-19   |  |                                  |                                |   |  | 4                                      |                                  |                            |  |
|   | All program completers, 2017-18   |  |                                  |                                |   |  | 3                                      |                                  |                            |  |
|   | All program completers, 2016-17   |  |                                  |                                |   |  | 2                                      |                                  |                            |  |
| <b>WORLD LANGUAGE PEDAGOGY (5841)</b><br><br><i>Test Company: ETS</i><br><i>Score Range: 100-200</i>            | All enrolled students who have completed all nonclinical courses, 2018-19 |  |                                  |                                |   |  |  |                                  |                            |  |
|   | Other enrolled students, 2018-19  |  |                                  |                                |   |  | 2                                      |                                  |                            |  |
|   | All program completers, 2018-19   | 1  |                                  |                                |   | 158                                      | 5                                      |                                  |                            |  |
|   | All program completers, 2017-18   | 1  |                                  |                                |   | 158                                      | 11                                     | 11                               | 100%                       |  |
|   | All program completers, 2016-17   |  |                                  |                                |   |  | 11                                     | 11                               | 100%                       |  |
| <b>EDTPA: EARLY CHILDHOOD (TPA0014)</b><br><br><i>Test Company: E. S. Pearson*</i><br><i>Score Range: 15-75</i> | All enrolled students who have completed all nonclinical courses, 2018-19 |  |                                  |                                |   |  |  |                                  |                            |  |
|   | Other enrolled students, 2018-19  |  |                                  |                                |   |  |  |                                  |                            |  |
|   | All program completers, 2018-19   |  |                                  |                                |   |  |  |                                  |                            |  |
|   | All program completers, 2017-18   |  |                                  |                                |   |  |  |                                  |                            |  |
|   | All program completers, 2016-17   |  |                                  |                                |   |  | 2                                      |                                  |                            |  |

**Single Assessment Institution-Level Pass Rate Data: Traditional Teacher Preparation Program Within IHE**

|   |   | <b>HEOA - Title II<br/>2018 - 2019 Academic Year</b> |                                  |                                |   |  |                                 |                                  |                            |
|---|---|--|----------------------------------|--------------------------------|---|--|---------------------------------|----------------------------------|----------------------------|
| <b>Institution Name</b>   |   | UNIVERSITY CENTRAL ARKANSAS                          |                                  |                                |   |  |                                 |                                  |                            |
| <b>Institution Code</b>   |   | 6012   |                                  |                                |   |  |                                 |                                  |                            |
| <b>State</b>  |   | Arkansas   |                                  |                                |   |  |                                 |                                  |                            |
|   |   |  |                                  |                                |   |  | Statewide                       |                                  |                            |
| <i>Assessment Information</i> <sup>1</sup>  | <i>Group</i>  | <i>Number Taking Assessment</i>                      | <i>Number Passing Assessment</i> | <i>Institutional Pass Rate</i> | <i>Institutional Average Scaled Score</i> | <i>Assessment Cut Score</i> <sup>2</sup> | <i>Number Taking Assessment</i> | <i>Number Passing Assessment</i> | <i>Statewide Pass Rate</i> |
| <i>EDTPA: MIDDLE CHILDHOOD MATHEMATICS (TPA0016)</i><br><br><i>Test Company: E.S. Pearson*</i><br><i>Score Range: 15-75</i> | All enrolled students who have completed all nonclinical courses, 2018-19 |  |                                  |                                |   |  |                                 |                                  |                            |
|   | Other enrolled students, 2018-19  |  |                                  |                                |   |  | 1                               |                                  |                            |
|   | All program completers, 2018-19   |  |                                  |                                |   |  |                                 |                                  |                            |
|   | All program completers, 2017-18   |  |                                  |                                |   |  |                                 |                                  |                            |
|   | All program completers, 2016-17   |  |                                  |                                |   |  | 1                               |                                  |                            |
| <i>FOUNDATIONS OF READING (ESP0090)</i><br><br><i>Test Company: E.S. Pearson*</i><br><i>Score Range: 100-300</i>            | All enrolled students who have completed all nonclinical courses, 2018-19 | 5  |                                  |                                |   | 229                                      | 35                              | 27                               | 77%                        |
|   | Other enrolled students, 2018-19  |  |                                  |                                |   |  | 42                              | 33                               | 79%                        |
|   | All program completers, 2018-19   | 23   | 19                               | 83%                            | 245                                       | 229                                      | 204                             | 174                              | 85%                        |
|   | All program completers, 2017-18   |  |                                  |                                |   |  | 6                               |                                  |                            |
|   | All program completers, 2016-17   |  |                                  |                                |   |  |                                 |                                  |                            |

Note: In cases where there are less than ten students taking the assessment or license/certificate, the number passing and pass rate are not reported.

<sup>1</sup>Tests with multiple delivery options (computer, paper, etc.) will be noted with the assessment code for one format only.

<sup>2</sup>Cut scores may vary for groups depending upon when the cut scores are established by the state and when each group completed their teacher certification or licensure assessment.

\*Questions regarding tests listed by this testing company must be addressed to your state Title II Coordinator.

Single Assessment Institution-Level Pass Rate Data: *Traditional Teacher Preparation Program Within IHE*

February 3, 2020

| <b>Statewide<br/>Average<br/>Scaled Score</b> |
|---|
|   |
|   |
| 169   |
| 168   |
| 169   |
|   |
|   |
|   |
| 169   |
|   |
| 160   |
| 170   |
| 169   |
| 164   |
|   |
|   |
| 168   |
| 161   |
| 166   |





Single Assessment Institution-Level Pass Rate Data: *Traditional Teacher Preparation Program Within IHE*

February 3, 2020

| <b>Statewide<br/>Average<br/>Scaled Score</b> |
|---|
|   |
|   |
| 164   |
| 166   |
|   |
|   |
| 177   |
| 179   |
|   |
|   |
| 170   |
| 171   |
|   |
|   |
| 176   |
| 178   |

Single Assessment Institution-Level Pass Rate Data: *Traditional Teacher Preparation Program Within IHE*

February 3, 2020

| <b>Statewide<br/>Average<br/>Scaled Score</b> |
|---|
|   |
|   |
|   |
| 177   |
| 179   |
|   |
|   |
|   |
|   |
|   |
|   |
|   |
|   |
|   |
|   |
|   |
|   |
| 171   |
| 177   |
| 176   |
| 176   |
| 175   |

Single Assessment Institution-Level Pass Rate Data: *Traditional Teacher Preparation Program Within IHE*

February 3, 2020

| <b>Statewide<br/>Average<br/>Scaled Score</b> |
|---|
|   |
|   |
|   |
|   |
| 168   |
| 171   |
| 171   |
| 171   |
| 171   |
|   |
|   |
|   |
|   |
| 162   |
| 168   |
| 170   |
| 170   |
| 169   |

Single Assessment Institution-Level Pass Rate Data: *Traditional Teacher Preparation Program Within IHE*

February 3, 2020

| <b>Statewide<br/>Average<br/>Scaled Score</b> |
|---|
|   |
|   |
|   |
|   |
| 159   |
| 162   |
| 165   |
| 165   |
| 164   |
| 172   |
| 173   |
| 175   |
| 175   |
| 177   |
|   |
|   |
| 161   |
| 164   |
| 163   |

Single Assessment Institution-Level Pass Rate Data: *Traditional Teacher Preparation Program Within IHE*

February 3, 2020

| <b>Statewide<br/>Average<br/>Scaled Score</b> |
|---|
|   |
|   |
|   |
|   |
|   |
|   |
|   |
|   |
|   |
|   |
|   |
| 163   |
| 161   |
| 165   |
| 165   |
| 165   |
|   |
|   |
|   |
|   |
|   |

Single Assessment Institution-Level Pass Rate Data: *Traditional Teacher Preparation Program Within IHE*

February 3, 2020

| <b>Statewide<br/>Average<br/>Scaled Score</b> |
|---|
| 162   |
| 163   |
| 168   |
| 168   |
| 160   |
| 162   |
| 168   |
| 167   |
| 167   |
| 161   |
| 166   |
| 172   |
| 171   |
| 172   |
|   |
|   |
|   |
|   |
|   |

Single Assessment Institution-Level Pass Rate Data: *Traditional Teacher Preparation Program Within IHE*

February 3, 2020

| <b>Statewide<br/>Average<br/>Scaled Score</b> |
|---|
| 153   |
| 148   |
| 152   |
| 159   |
| 156   |
| 162   |
| 167   |
| 162   |
| 164   |
| 160   |
| 167   |
| 162   |
| 168   |
| 169   |
| 168   |
|   |
|   |
|   |
|   |
|   |

Single Assessment Institution-Level Pass Rate Data: *Traditional Teacher Preparation Program Within IHE*

February 3, 2020

| Statewide<br>Average<br>Scaled Score |
|--------------------------------------|
|                                      |
|                                      |
|                                      |
|                                      |
|                                      |
|                                      |
|                                      |
|                                      |
|                                      |
| 180                                  |
|                                      |
|                                      |
|                                      |
| 179                                  |
|                                      |
|                                      |
|                                      |
| 177                                  |



Single Assessment Institution-Level Pass Rate Data: *Traditional Teacher Preparation Program Within IHE*

February 3, 2020

| <b>Statewide<br/>Average<br/>Scaled Score</b> |
|---|
| 174   |
| 177   |
| 174   |
| 175   |
| 174   |
| 171   |
| 171   |
| 173   |
| 173   |
| 173   |
|   |
|   |
| 169   |
| 172   |
| 171   |
| 175   |
| 175   |
| 176   |
| 176   |
| 175   |

Single Assessment Institution-Level Pass Rate Data: *Traditional Teacher Preparation Program Within IHE*

February 3, 2020

| <b>Statewide<br/>Average<br/>Scaled Score</b> |
|---|
| 172   |
|   |
| 175   |
| 175   |
| 173   |
| 154   |
| 156   |
| 162   |
| 163   |
| 164   |
|   |
|   |
|   |
| 178   |
|   |
|   |
|   |
|   |

Single Assessment Institution-Level Pass Rate Data: *Traditional Teacher Preparation Program Within IHE*

February 3, 2020

| Statewide<br>Average<br>Scaled Score |
|--------------------------------------|
|                                      |
|                                      |
|                                      |
|                                      |
|                                      |
|                                      |
|                                      |
|                                      |
|                                      |
|                                      |
|                                      |
|                                      |
|                                      |
|                                      |
|                                      |
|                                      |
|                                      |
|                                      |
|                                      |
|                                      |
| 187                                  |
| 182                                  |
|                                      |
|                                      |
|                                      |
|                                      |
|                                      |
|                                      |

Single Assessment Institution-Level Pass Rate Data: *Traditional Teacher Preparation Program Within IHE*

February 3, 2020

| <b>Statewide<br/>Average<br/>Scaled Score</b> |
|---|
|   |
|   |
|   |
|   |
|   |
| 241   |
| 240   |
| 245   |
|   |
|   |