




Single Assessment Institution-Level Pass Rate Data: Alternative Teacher Preparation Program Within IHE

		<p align="center">HEOA - Title II 2018 - 2019 Academic Year</p>							
Institution Name		UNIVERSITY CENTRAL ARKANSAS							
Institution Code		6012							
State		Arkansas							
							Statewide		
Assessment Information ¹	Group	Number Taking Assessment	Number Passing Assessment	Institutional Pass Rate	Institutional Average Scaled Score	Assessment Cut Score ²	Number Taking Assessment	Number Passing Assessment	Statewide Pass Rate
AGRICULTURE (5701) Test Company: ETS Score Range: 100-200	All enrolled students who have completed all nonclinical courses, 2018-19						1		
	Other enrolled students, 2018-19								
	All program completers, 2018-19						1		
	All program completers, 2017-18								
	All program completers, 2016-17						1		
ART CONTENT AND ANALYSIS (5135) Test Company: ETS Score Range: 100-200	All enrolled students who have completed all nonclinical courses, 2018-19								
	Other enrolled students, 2018-19						3		
	All program completers, 2018-19								
	All program completers, 2017-18	1				161	2		
	All program completers, 2016-17	3				161	10	10	100%
ART CONTENT KNOWLEDGE (5134) Test Company: ETS Score Range: 100-200	All enrolled students who have completed all nonclinical courses, 2018-19						3		
	Other enrolled students, 2018-19	4				158	13	8	62%
	All program completers, 2018-19	2				158	9		
	All program completers, 2017-18	2				158	6		
	All program completers, 2016-17						1		
BIOLOGY CONTENT KNOWLEDGE (0235) Test Company: ETS Score Range: 100-200	All enrolled students who have completed all nonclinical courses, 2018-19						4		
	Other enrolled students, 2018-19	5				142	24	23	96%
	All program completers, 2018-19						14	13	93%
	All program completers, 2017-18	7				142	22	22	100%
	All program completers, 2016-17	7				142	28	28	100%


Single Assessment Institution-Level Pass Rate Data: Alternative Teacher Preparation Program Within IHE

		HEOA - Title II 2018 - 2019 Academic Year					Statewide			
Institution Name		UNIVERSITY CENTRAL ARKANSAS								
Institution Code		6012								
State		Arkansas								
Assessment Information¹	Group	Number Taking Assessment	Number Passing Assessment	Institutional Pass Rate	Institutional Average Scaled Score	Assessment Cut Score²	Number Taking Assessment	Number Passing Assessment	Statewide Pass Rate	
BUSINESS ED CONTENT KNOWLEDGE (5101) <i>Test Company: ETS</i> <i>Score Range: 100-200</i>	All enrolled students who have completed all nonclinical courses, 2018-19						4			
	Other enrolled students, 2018-19	4				154	19	18	95%	
	All program completers, 2018-19	2				154	12	11	92%	
	All program completers, 2017-18	2				154	10	9	90%	
	All program completers, 2016-17	6				154	27	27	100%	
CHEMISTRY CONTENT KNOWLEDGE (0245) <i>Test Company: ETS</i> <i>Score Range: 100-200</i>	All enrolled students who have completed all nonclinical courses, 2018-19						1			
	Other enrolled students, 2018-19						5			
	All program completers, 2018-19						4			
	All program completers, 2017-18	2				150	5			
	All program completers, 2016-17						2			
CHINESE (MANDARIN) WORLD LANGUAGE (5665) <i>Test Company: ETS</i> <i>Score Range: 100-200</i>	All enrolled students who have completed all nonclinical courses, 2018-19									
	Other enrolled students, 2018-19	1				164	1			
	All program completers, 2018-19									
	All program completers, 2017-18									
	All program completers, 2016-17									
COMPUTER SCIENCE - NEW (5652) <i>Test Company: ETS</i> <i>Score Range: 100-200</i>	All enrolled students who have completed all nonclinical courses, 2018-19									
	Other enrolled students, 2018-19						1			
	All program completers, 2018-19									
	All program completers, 2017-18									
	All program completers, 2016-17									


Single Assessment Institution-Level Pass Rate Data: Alternative Teacher Preparation Program Within IHE

		HEOA - Title II 2018 - 2019 Academic Year					Statewide			
Institution Name		UNIVERSITY CENTRAL ARKANSAS								
Institution Code		6012								
State		Arkansas								
Assessment Information¹	Group	Number Taking Assessment	Number Passing Assessment	Institutional Pass Rate	Institutional Average Scaled Score	Assessment Cut Score²	Number Taking Assessment	Number Passing Assessment	Statewide Pass Rate	
COMPUTER SCIENCE (5651) <i>Test Company: ETS</i> <i>Score Range: 100-200</i>	All enrolled students who have completed all nonclinical courses, 2018-19						1			
	Other enrolled students, 2018-19									
	All program completers, 2018-19									
	All program completers, 2017-18									
	All program completers, 2016-17									
CORE ACADEMIC SKILLS FOR ED: MATH (5732) <i>Test Company: ETS</i> <i>Score Range: 100-200</i>	All enrolled students who have completed all nonclinical courses, 2018-19									
	Other enrolled students, 2018-19									
	All program completers, 2018-19									
	All program completers, 2017-18	59	59	100%	175	150	248	238	96%	
	All program completers, 2016-17	59	58	98%	174	150	208	201	97%	
CORE ACADEMIC SKILLS FOR ED: READING (5712) <i>Test Company: ETS</i> <i>Score Range: 100-200</i>	All enrolled students who have completed all nonclinical courses, 2018-19									
	Other enrolled students, 2018-19									
	All program completers, 2018-19									
	All program completers, 2017-18	60	60	100%	187	156	246	243	99%	
	All program completers, 2016-17	59	59	100%	190	156	210	210	100%	
CORE ACADEMIC SKILLS FOR ED: WRITING (5722) <i>Test Company: ETS</i> <i>Score Range: 100-200</i>	All enrolled students who have completed all nonclinical courses, 2018-19									
	Other enrolled students, 2018-19									
	All program completers, 2018-19									
	All program completers, 2017-18	60	60	100%	175	162	249	238	96%	
	All program completers, 2016-17	61	61	100%	176	162	222	219	99%	


Single Assessment Institution-Level Pass Rate Data: Alternative Teacher Preparation Program Within IHE

		HEOA - Title II 2018 - 2019 Academic Year					Statewide			
Institution Name		UNIVERSITY CENTRAL ARKANSAS								
Institution Code		6012								
State		Arkansas								
Assessment Information¹	Group	Number Taking Assessment	Number Passing Assessment	Institutional Pass Rate	Institutional Average Scaled Score	Assessment Cut Score²	Number Taking Assessment	Number Passing Assessment	Statewide Pass Rate	
EARLY CHILDHOOD CONTENT KNOWLEDGE (5022) <i>Test Company: ETS</i> <i>Score Range: 100-200</i>	All enrolled students who have completed all nonclinical courses, 2018-19									
	Other enrolled students, 2018-19									
	All program completers, 2018-19									
	All program completers, 2017-18	2				157	3			
	All program completers, 2016-17						3			
EARTH AND SPACE SCIENCES - CK (5571) <i>Test Company: ETS</i> <i>Score Range: 100-200</i>	All enrolled students who have completed all nonclinical courses, 2018-19									
	Other enrolled students, 2018-19									
	All program completers, 2018-19									
	All program completers, 2017-18									
	All program completers, 2016-17						1			
EDUCATION OF YOUNG CHILDREN (5024) <i>Test Company: ETS</i> <i>Score Range: 100-200</i>	All enrolled students who have completed all nonclinical courses, 2018-19									
	Other enrolled students, 2018-19						15	12	80%	
	All program completers, 2018-19						6			
	All program completers, 2017-18						6			
	All program completers, 2016-17						2			
ELEM ED MULTI SUBJ MATHEMATICS (5003) <i>Test Company: ETS</i> <i>Score Range: 100-200</i>	All enrolled students who have completed all nonclinical courses, 2018-19						26	26	100%	
	Other enrolled students, 2018-19	27	25	93%	173	157	103	94	91%	
	All program completers, 2018-19	15	15	100%	172	157	46	45	98%	
	All program completers, 2017-18	7				157	33	32	97%	
	All program completers, 2016-17						10	10	100%	


Single Assessment Institution-Level Pass Rate Data: Alternative Teacher Preparation Program Within IHE

		HEOA - Title II 2018 - 2019 Academic Year					Statewide			
Institution Name		UNIVERSITY CENTRAL ARKANSAS								
Institution Code		6012								
State		Arkansas								
Assessment Information¹	Group	Number Taking Assessment	Number Passing Assessment	Institutional Pass Rate	Institutional Average Scaled Score	Assessment Cut Score²	Number Taking Assessment	Number Passing Assessment	Statewide Pass Rate	
ELEM ED MULTI SUBJ READING LANG ARTS (5002) Test Company: ETS Score Range: 100-200	All enrolled students who have completed all nonclinical courses, 2018-19						26	26	100%	
	Other enrolled students, 2018-19	27	25	93%	170	157	105	93	89%	
	All program completers, 2018-19	15	15	100%	175	157	45	45	100%	
	All program completers, 2017-18	7				157	33	32	97%	
	All program completers, 2016-17						10	10	100%	
ELEM ED MULTI SUBJ SCIENCES (5005) Test Company: ETS Score Range: 100-200	All enrolled students who have completed all nonclinical courses, 2018-19						26	26	100%	
	Other enrolled students, 2018-19	26	23	88%	165	159	105	90	86%	
	All program completers, 2018-19	15	15	100%	170	159	45	44	98%	
	All program completers, 2017-18	7				159	33	30	91%	
	All program completers, 2016-17						10	10	100%	
ELEM ED MULTI SUBJ SOCIAL STUDIES (5004) Test Company: ETS Score Range: 100-200	All enrolled students who have completed all nonclinical courses, 2018-19						27	26	96%	
	Other enrolled students, 2018-19	26	22	85%	165	155	101	86	85%	
	All program completers, 2018-19	15	15	100%	166	155	45	44	98%	
	All program completers, 2017-18	7				155	34	32	94%	
	All program completers, 2016-17						11	11	100%	
ENG LANG LIT COMP CONTENT & ANALYSIS (DISC) (5044) Test Company: ETS Score Range: 100-200	All enrolled students who have completed all nonclinical courses, 2018-19									
	Other enrolled students, 2018-19									
	All program completers, 2018-19									
	All program completers, 2017-18									
	All program completers, 2016-17						4			


Single Assessment Institution-Level Pass Rate Data: Alternative Teacher Preparation Program Within IHE

		<p align="center">HEOA - Title II 2018 - 2019 Academic Year</p>					<p align="center">Statewide</p>			
Institution Name Institution Code State		<p align="center">UNIVERSITY CENTRAL ARKANSAS 6012 Arkansas</p>								
<i>Assessment Information</i> ¹	<i>Group</i>	<i>Number Taking Assessment</i>	<i>Number Passing Assessment</i>	<i>Institutional Pass Rate</i>	<i>Institutional Average Scaled Score</i>	<i>Assessment Cut Score</i> ²	<i>Number Taking Assessment</i>	<i>Number Passing Assessment</i>	<i>Statewide Pass Rate</i>	
ENGLISH LANGUAGE ARTS: CONTENT AND ANALYSIS (5039) <i>Test Company: ETS</i> <i>Score Range: 100-200</i>	All enrolled students who have completed all nonclinical courses, 2018-19						14	14	100%	
	Other enrolled students, 2018-19	10	7	70%	172	168	43	32	74%	
	All program completers, 2018-19	7				168	27	27	100%	
	All program completers, 2017-18	8				168	25	24	96%	
	All program completers, 2016-17	9				168	31	30	97%	
FAMILY AND CONSUMER SCIENCES (DISCONTINUED 2) (5121) <i>Test Company: ETS</i> <i>Score Range: 100-200</i>	All enrolled students who have completed all nonclinical courses, 2018-19									
	Other enrolled students, 2018-19									
	All program completers, 2018-19									
	All program completers, 2017-18						1			
	All program completers, 2016-17	1				153	2			
FAMILY AND CONSUMER SCIENCES (5122) <i>Test Company: ETS</i> <i>Score Range: 100-200</i>	All enrolled students who have completed all nonclinical courses, 2018-19						3			
	Other enrolled students, 2018-19	2				153	5			
	All program completers, 2018-19	3				153	6			
	All program completers, 2017-18	2				153	5			
	All program completers, 2016-17	2				153	3			
FRENCH WORLD LANGUAGE (5174) <i>Test Company: ETS</i> <i>Score Range: 100-200</i>	All enrolled students who have completed all nonclinical courses, 2018-19									
	Other enrolled students, 2018-19									
	All program completers, 2018-19						1			
	All program completers, 2017-18									
	All program completers, 2016-17									


Single Assessment Institution-Level Pass Rate Data: Alternative Teacher Preparation Program Within IHE

		<p align="center">HEOA - Title II 2018 - 2019 Academic Year</p>					<p align="center">Statewide</p>			
Institution Name Institution Code State		<p align="center">UNIVERSITY CENTRAL ARKANSAS 6012 Arkansas</p>								
Assessment Information¹		Group					Statewide			
		Number Taking Assessment	Number Passing Assessment	Institutional Pass Rate	Institutional Average Scaled Score	Assessment Cut Score²	Number Taking Assessment	Number Passing Assessment	Statewide Pass Rate	
HEALTH AND PE (DISC) (5856) Test Company: ETS Score Range: 100-200	All enrolled students who have completed all nonclinical courses, 2018-19									
	Other enrolled students, 2018-19									
	All program completers, 2018-19									
	All program completers, 2017-18									
	All program completers, 2016-17						2			
HEALTH AND PE (5857) Test Company: ETS Score Range: 100-200	All enrolled students who have completed all nonclinical courses, 2018-19						5			
	Other enrolled students, 2018-19	8				155	37	33	89%	
	All program completers, 2018-19	2				155	11	10	91%	
	All program completers, 2017-18	3				155	21	19	90%	
	All program completers, 2016-17	4				155	19	19	100%	
INTERDIS EARLY CHILD EDUCATION (5023) Test Company: ETS Score Range: 100-200	All enrolled students who have completed all nonclinical courses, 2018-19									
	Other enrolled students, 2018-19						14	14	100%	
	All program completers, 2018-19						6			
	All program completers, 2017-18						6			
	All program completers, 2016-17						2			
MATHEMATICS CONTENT KNOWLEDGE (5161) Test Company: ETS Score Range: 100-200	All enrolled students who have completed all nonclinical courses, 2018-19						4			
	Other enrolled students, 2018-19	4				160	18	10	56%	
	All program completers, 2018-19	2				160	6			
	All program completers, 2017-18	8				160	14	13	93%	
	All program completers, 2016-17	4				160	12	12	100%	

Single Assessment Institution-Level Pass Rate Data: Alternative Teacher Preparation Program Within IHE

		<p align="center">HEOA - Title II 2018 - 2019 Academic Year</p>					<p align="center">Statewide</p>			
Institution Name Institution Code State		<p align="center">UNIVERSITY CENTRAL ARKANSAS 6012 Arkansas</p>					Number Taking Assessment Number Passing Assessment Statewide Pass Rate			
Assessment Information¹		Group	Number Taking Assessment	Number Passing Assessment	Institutional Pass Rate	Institutional Average Scaled Score	Assessment Cut Score²	Number Taking Assessment	Number Passing Assessment	Statewide Pass Rate
MIDDLE SCHOOL ENG LANG ARTS (5047) Test Company: ETS Score Range: 100-200		All enrolled students who have completed all nonclinical courses, 2018-19						15	6	40%
		Other enrolled students, 2018-19	11	4	36%	160	164	43	24	56%
		All program completers, 2018-19	14	14	100%	170	164	33	31	94%
		All program completers, 2017-18	15	15	100%	171	164	50	47	94%
		All program completers, 2016-17	22	20	91%	169	164	44	37	84%
MIDDLE SCHOOL MATHEMATICS (5169) Test Company: ETS Score Range: 100-200		All enrolled students who have completed all nonclinical courses, 2018-19						11	7	64%
		Other enrolled students, 2018-19	7				165	38	28	74%
		All program completers, 2018-19	13	13	100%	174	165	40	36	90%
		All program completers, 2017-18	16	16	100%	175	165	46	42	91%
		All program completers, 2016-17	17	13	76%	171	165	47	41	87%
MIDDLE SCHOOL MULTI SUBJ ENG LANG ARTS (5142) Test Company: ETS Score Range: 100-200		All enrolled students who have completed all nonclinical courses, 2018-19								
		Other enrolled students, 2018-19								
		All program completers, 2018-19								
		All program completers, 2017-18								
		All program completers, 2016-17	2					150	5	
MIDDLE SCHOOL MULTI SUBJ MATHEMATICS (5143) Test Company: ETS Score Range: 100-200		All enrolled students who have completed all nonclinical courses, 2018-19								
		Other enrolled students, 2018-19								
		All program completers, 2018-19								
		All program completers, 2017-18								
		All program completers, 2016-17	1					143	2	


Single Assessment Institution-Level Pass Rate Data: Alternative Teacher Preparation Program Within IHE

	HEOA - Title II 2018 - 2019 Academic Year
	Institution Name
	Institution Code
	State


UNIVERSITY CENTRAL ARKANSAS
6012
Arkansas

Assessment Information ¹	Group	Number Taking Assessment	Number Passing Assessment	Institutional Pass Rate	Institutional Average Scaled Score	Assessment Cut Score ²	Statewide		
							Number Taking Assessment	Number Passing Assessment	Statewide Pass Rate
MIDDLE SCHOOL MULTI SUBJ SCIENCES (5145) Test Company: ETS Score Range: 100-200	All enrolled students who have completed all nonclinical courses, 2018-19								
	Other enrolled students, 2018-19								
	All program completers, 2018-19								
	All program completers, 2017-18								
	All program completers, 2016-17	1				143	3		
MIDDLE SCHOOL MULTI SUBJ SOCIAL STUDIES (5144) Test Company: ETS Score Range: 100-200	All enrolled students who have completed all nonclinical courses, 2018-19								
	Other enrolled students, 2018-19								
	All program completers, 2018-19								
	All program completers, 2017-18								
	All program completers, 2016-17						1		
MIDDLE SCHOOL SCIENCE (DISCONTINUED) (0439) Test Company: ETS Score Range: 100-200	All enrolled students who have completed all nonclinical courses, 2018-19								
	Other enrolled students, 2018-19								
	All program completers, 2018-19								
	All program completers, 2017-18								
	All program completers, 2016-17	2				146	2		
MIDDLE SCHOOL SCIENCE (5440) Test Company: ETS Score Range: 100-200	All enrolled students who have completed all nonclinical courses, 2018-19						8		
	Other enrolled students, 2018-19	11	5	45%	145	150	40	23	58%
	All program completers, 2018-19	13	12	92%	156	150	43	36	84%
	All program completers, 2017-18	8				150	39	34	87%
	All program completers, 2016-17	13	13	100%	163	150	41	40	98%


Single Assessment Institution-Level Pass Rate Data: Alternative Teacher Preparation Program Within IHE

		HEOA - Title II 2018 - 2019 Academic Year					Statewide				
Institution Name		UNIVERSITY CENTRAL ARKANSAS					Number Taking Assessment		Number Passing Assessment		Statewide Pass Rate
Institution Code		6012									
State		Arkansas									
Assessment Information¹		Group	Number Taking Assessment	Number Passing Assessment	Institutional Pass Rate	Institutional Average Scaled Score	Assessment Cut Score²	Number Taking Assessment	Number Passing Assessment	Statewide Pass Rate	
MIDDLE SCHOOL SOCIAL STUDIES (5089) Test Company: ETS Score Range: 100-200	All enrolled students who have completed all nonclinical courses, 2018-19							6			
	Other enrolled students, 2018-19		7				149	40	32	80%	
	All program completers, 2018-19		16	16	100%	165	149	37	35	95%	
	All program completers, 2017-18		14	14	100%	165	149	46	45	98%	
	All program completers, 2016-17		19	17	89%	160	149	44	42	95%	
MUSIC CONTENT KNOWLEDGE (0113) Test Company: ETS Score Range: 100-200	All enrolled students who have completed all nonclinical courses, 2018-19							2			
	Other enrolled students, 2018-19		3				157	11	6	55%	
	All program completers, 2018-19							2			
	All program completers, 2017-18							6			
	All program completers, 2016-17		1				157	6			
PHYSICAL ED CONTENT AND DESIGN (5095) Test Company: ETS Score Range: 100-200	All enrolled students who have completed all nonclinical courses, 2018-19										
	Other enrolled students, 2018-19										
	All program completers, 2018-19										
	All program completers, 2017-18										
	All program completers, 2016-17							2			
PHYSICAL SCIENCE CONTENT KNOWLEDGE (0481) Test Company: ETS Score Range: 100-200	All enrolled students who have completed all nonclinical courses, 2018-19										
	Other enrolled students, 2018-19										
	All program completers, 2018-19										
	All program completers, 2017-18										
	All program completers, 2016-17							1			


Single Assessment Institution-Level Pass Rate Data: Alternative Teacher Preparation Program Within IHE

		<p align="center">HEOA - Title II 2018 - 2019 Academic Year</p>					<p align="center">Statewide</p>			
<p>Institution Name</p>		UNIVERSITY CENTRAL ARKANSAS								
<p>Institution Code</p>		6012								
<p>State</p>		Arkansas								
<p align="center"><i>Assessment Information</i>¹</p>	<p align="center"><i>Group</i></p>	<p align="center"><i>Number Taking Assessment</i></p>	<p align="center"><i>Number Passing Assessment</i></p>	<p align="center"><i>Institutional Pass Rate</i></p>	<p align="center"><i>Institutional Average Scaled Score</i></p>	<p align="center"><i>Assessment Cut Score</i>²</p>	<p align="center"><i>Number Taking Assessment</i></p>	<p align="center"><i>Number Passing Assessment</i></p>	<p align="center"><i>Statewide Pass Rate</i></p>	
<p><i>PHYSICS CONTENT KNOWLEDGE (5265)</i></p> <p><i>Test Company: ETS</i> <i>Score Range: 100-200</i></p>	All enrolled students who have completed all nonclinical courses, 2018-19						1			
	Other enrolled students, 2018-19						1			
	All program completers, 2018-19	1				135	2			
	All program completers, 2017-18						3			
	All program completers, 2016-17	1				135	2			
<p><i>PRAXIS I MATHEMATICS (DISCONTINUED) (0730)</i></p> <p><i>Test Company: ETS</i> <i>Score Range: 150-190</i></p>	All enrolled students who have completed all nonclinical courses, 2018-19									
	Other enrolled students, 2018-19									
	All program completers, 2018-19									
	All program completers, 2017-18	1				171	4			
	All program completers, 2016-17	12	12	100%	178	171	40	40	100%	
<p><i>PRAXIS I READING (DISCONTINUED) (0710)</i></p> <p><i>Test Company: ETS</i> <i>Score Range: 150-190</i></p>	All enrolled students who have completed all nonclinical courses, 2018-19									
	Other enrolled students, 2018-19									
	All program completers, 2018-19									
	All program completers, 2017-18						3			
	All program completers, 2016-17	11	11	100%	177	172	34	34	100%	
<p><i>PRAXIS I WRITING (DISCONTINUED) (0720)</i></p> <p><i>Test Company: ETS</i> <i>Score Range: 150-190</i></p>	All enrolled students who have completed all nonclinical courses, 2018-19									
	Other enrolled students, 2018-19									
	All program completers, 2018-19									
	All program completers, 2017-18						2			
	All program completers, 2016-17	12	12	100%	175	173	35	35	100%	


Single Assessment Institution-Level Pass Rate Data: Alternative Teacher Preparation Program Within IHE

		<p align="center">HEOA - Title II 2018 - 2019 Academic Year</p>					<p align="center">Statewide</p>			
Institution Name		UNIVERSITY CENTRAL ARKANSAS								
Institution Code		6012								
State		Arkansas								
Assessment Information ¹	Group	Number Taking Assessment	Number Passing Assessment	Institutional Pass Rate	Institutional Average Scaled Score	Assessment Cut Score ²	Number Taking Assessment	Number Passing Assessment	Statewide Pass Rate	
PRINC LEARNING AND TEACHING 5-9 (5623) Test Company: ETS Score Range: 100-200	All enrolled students who have completed all nonclinical courses, 2018-19						10	10	100%	
	Other enrolled students, 2018-19	6				160	36	31	86%	
	All program completers, 2018-19	27	27	100%	177	160	79	76	96%	
	All program completers, 2017-18	28	28	100%	178	160	91	90	99%	
	All program completers, 2016-17	36	36	100%	180	160	91	91	100%	
PRINC LEARNING AND TEACHING 7-12 (5624) Test Company: ETS Score Range: 100-200	All enrolled students who have completed all nonclinical courses, 2018-19						15	15	100%	
	Other enrolled students, 2018-19	11	11	100%	177	157	83	72	87%	
	All program completers, 2018-19	25	25	100%	180	157	121	119	98%	
	All program completers, 2017-18	37	37	100%	178	157	143	141	99%	
	All program completers, 2016-17	46	46	100%	176	157	167	167	100%	
PRINC LEARNING AND TEACHING EARLY CHILD (5621) Test Company: ETS Score Range: 100-200	All enrolled students who have completed all nonclinical courses, 2018-19									
	Other enrolled students, 2018-19						2			
	All program completers, 2018-19						6			
	All program completers, 2017-18	3				157	10	10	100%	
	All program completers, 2016-17	1				157	6			
PRINC LEARNING AND TEACHING K-6 (5622) Test Company: ETS Score Range: 100-200	All enrolled students who have completed all nonclinical courses, 2018-19						17	17	100%	
	Other enrolled students, 2018-19	8				160	66	58	88%	
	All program completers, 2018-19	14	14	100%	178	160	56	54	96%	
	All program completers, 2017-18	10	10	100%	173	160	59	57	97%	
	All program completers, 2016-17	3				160	21	21	100%	

Single Assessment Institution-Level Pass Rate Data: Alternative Teacher Preparation Program Within IHE

		<p align="center">HEOA - Title II 2018 - 2019 Academic Year</p>					<p align="center">Statewide</p>			
Institution Name Institution Code State		<p align="center">UNIVERSITY CENTRAL ARKANSAS 6012 Arkansas</p>					Number Taking Assessment Number Passing Assessment Statewide Pass Rate			
Assessment Information¹		Group	Number Taking Assessment	Number Passing Assessment	Institutional Pass Rate	Institutional Average Scaled Score	Assessment Cut Score²	Number Taking Assessment	Number Passing Assessment	Statewide Pass Rate
SE CORE KNOWLEDGE & APPLICATIONS (5354) Test Company: ETS Score Range: 100-200	All enrolled students who have completed all nonclinical courses, 2018-19									
	Other enrolled students, 2018-19		19	18	95%	170	151	76	74	97%
	All program completers, 2018-19		2				151	47	47	100%
	All program completers, 2017-18							21	21	100%
	All program completers, 2016-17							1		
SOCIAL STUDIES CONTENT & INTERPRETATION (5086) Test Company: ETS Score Range: 100-200	All enrolled students who have completed all nonclinical courses, 2018-19							3		
	Other enrolled students, 2018-19		6				153	28	19	68%
	All program completers, 2018-19		5				153	20	19	95%
	All program completers, 2017-18		7				153	32	31	97%
	All program completers, 2016-17		7				153	24	23	96%
SPANISH WORLD LANGUAGE (5195) Test Company: ETS Score Range: 100-200	All enrolled students who have completed all nonclinical courses, 2018-19									
	Other enrolled students, 2018-19		3				168	3		
	All program completers, 2018-19		2				168	2		
	All program completers, 2017-18		1				168	3		
	All program completers, 2016-17		4				168	7		
SPEECH COMMUNICATION: CK (5221) Test Company: ETS Score Range: 100-200	All enrolled students who have completed all nonclinical courses, 2018-19							3		
	Other enrolled students, 2018-19		2				141	7		
	All program completers, 2018-19							1		
	All program completers, 2017-18							2		
	All program completers, 2016-17		1				141	4		

Single Assessment Institution-Level Pass Rate Data: Alternative Teacher Preparation Program Within IHE

		<p align="center">HEOA - Title II 2018 - 2019 Academic Year</p>							
Institution Name		UNIVERSITY CENTRAL ARKANSAS							
Institution Code		6012							
State		Arkansas							
Assessment Information ¹	Group	Number Taking Assessment	Number Passing Assessment	Institutional Pass Rate	Institutional Average Scaled Score	Assessment Cut Score ²	Statewide		
							Number Taking Assessment	Number Passing Assessment	Statewide Pass Rate
THEATRE (5641) Test Company: ETS Score Range: 100-200	All enrolled students who have completed all nonclinical courses, 2018-19								
	Other enrolled students, 2018-19	1				154	6		
	All program completers, 2018-19	2				154	3		
	All program completers, 2017-18						1		
	All program completers, 2016-17						1		
WORLD LANGUAGE PEDAGOGY (5841) Test Company: ETS Score Range: 100-200	All enrolled students who have completed all nonclinical courses, 2018-19								
	Other enrolled students, 2018-19	1				158	1		
	All program completers, 2018-19	2				158	3		
	All program completers, 2017-18	1				158	3		
	All program completers, 2016-17	4				158	7		
EDTPA: ELEMENTARY LITERACY (TPA0001) Test Company: E. S. Pearson* Score Range: 15-75	All enrolled students who have completed all nonclinical courses, 2018-19								
	Other enrolled students, 2018-19						1		
	All program completers, 2018-19								
	All program completers, 2017-18								
	All program completers, 2016-17								
FOUNDATIONS OF READING (ESP0090) Test Company: E. S. Pearson* Score Range: 100-300	All enrolled students who have completed all nonclinical courses, 2018-19						10	8	80%
	Other enrolled students, 2018-19	3				229	21	12	57%
	All program completers, 2018-19	5				229	32	27	84%
	All program completers, 2017-18						6		
	All program completers, 2016-17								

Note: In cases where there are less than ten students taking the assessment or license/certificate, the number passing and pass rate are not reported.

¹Tests with multiple delivery options (computer, paper, etc.) will be noted with the assessment code for one format only.

²Cut scores may vary for groups depending upon when the cut scores are established by the state and when each group completed their teacher certification or licensure assessment.

*Questions regarding tests listed by this testing company must be addressed to your state Title II Coordinator.

Single Assessment Institution-Level Pass Rate Data: *Alternative Teacher Preparation Program Within IHE*

February 3, 2020

Statewide Average Scaled Score
168
157
162
151
156
157

Single Assessment Institution-Level Pass Rate Data: *Alternative Teacher Preparation Program Within IHE*

February 3, 2020

Statewide Average Scaled Score
170
168
172
171

Single Assessment Institution-Level Pass Rate Data: *Alternative Teacher Preparation Program Within IHE*

February 3, 2020

Statewide Average Scaled Score
169
169
186
187
171
173

Single Assessment Institution-Level Pass Rate Data: *Alternative Teacher Preparation Program Within IHE*

February 3, 2020

Statewide Average Scaled Score
165
177
171
174
169
178

Single Assessment Institution-Level Pass Rate Data: *Alternative Teacher Preparation Program Within IHE*

February 3, 2020

Statewide Average Scaled Score
171
166
172
168
171
171
165
169
166
171
167
163
166
166
169

Single Assessment Institution-Level Pass Rate Data: *Alternative Teacher Preparation Program Within IHE*

February 3, 2020

Statewide Average Scaled Score
175
172
175
173
174

Single Assessment Institution-Level Pass Rate Data: *Alternative Teacher Preparation Program Within IHE*

February 3, 2020

Statewide Average Scaled Score
160
162
158
165
177
153
163
168

Single Assessment Institution-Level Pass Rate Data: *Alternative Teacher Preparation Program Within IHE*

February 3, 2020

Statewide Average Scaled Score
160
161
168
169
168
168
168
168
172
171
171

Single Assessment Institution-Level Pass Rate Data: *Alternative Teacher Preparation Program Within IHE*

February 3, 2020

Statewide Average Scaled Score
149
155
156
160

Single Assessment Institution-Level Pass Rate Data: *Alternative Teacher Preparation Program Within IHE*

February 3, 2020

Statewide Average Scaled Score
160
164
162
164
155

Single Assessment Institution-Level Pass Rate Data: *Alternative Teacher Preparation Program Within IHE*

February 3, 2020

Statewide Average Scaled Score
178
179
176

Single Assessment Institution-Level Pass Rate Data: *Alternative Teacher Preparation Program Within IHE*

February 3, 2020

Statewide Average Scaled Score
170
170
176
176
176
179
170
175
175
175
169
179
170
176
172
175

Single Assessment Institution-Level Pass Rate Data: *Alternative Teacher Preparation Program Within IHE*

February 3, 2020

Statewide Average Scaled Score
166
168
169
154
163
167
161

Single Assessment Institution-Level Pass Rate Data: *Alternative Teacher Preparation Program Within IHE*

February 3, 2020

Statewide Average Scaled Score
245
224
247