



Single Assessment Institution-Level Pass Rate Data: Traditional Teacher Preparation Program Within IHE


	HEOA - Title II 2017 - 2018 Academic Year
	Institution Name UNIVERSITY CENTRAL ARKANSAS
	Institution Code 6012
	State Arkansas

Assessment Information ¹	Group	Number Taking Assessment	Number Passing Assessment	Institutional Pass Rate	Institutional Average Scaled Score	Assessment Cut Score ²	Statewide		
							Number Taking Assessment	Number Passing Assessment	Statewide Pass Rate
AGRICULTURE (5701) Test Company: ETS Score Range: 100-200	All enrolled students who have completed all nonclinical courses, 2017-18						3		
	Other enrolled students, 2017-18						14	13	93%
	All program completers, 2017-18						27	26	96%
	All program completers, 2016-17						26	25	96%
	All program completers, 2015-16						17	17	100%
ART CONTENT AND ANALYSIS (5135) Test Company: ETS Score Range: 100-200	All enrolled students who have completed all nonclinical courses, 2017-18								
	Other enrolled students, 2017-18								
	All program completers, 2017-18						1		
	All program completers, 2016-17	3				161	23	22	96%
	All program completers, 2015-16	2				161	26	25	96%
ART CONTENT KNOWLEDGE (5134) Test Company: ETS Score Range: 100-200	All enrolled students who have completed all nonclinical courses, 2017-18	1				158	7		
	Other enrolled students, 2017-18	2				158	8		
	All program completers, 2017-18	5				158	33	31	94%
	All program completers, 2016-17	5				158	13	11	85%
	All program completers, 2015-16								
BIOLOGY CONTENT KNOWLEDGE (0235) Test Company: ETS Score Range: 100-200	All enrolled students who have completed all nonclinical courses, 2017-18	2				142	2		
	Other enrolled students, 2017-18	1				142	10	10	100%
	All program completers, 2017-18	6				142	24	24	100%
	All program completers, 2016-17	2				142	20	20	100%
	All program completers, 2015-16	4				142	27	27	100%


Single Assessment Institution-Level Pass Rate Data: Traditional Teacher Preparation Program Within IHE

		HEOA - Title II 2017 - 2018 Academic Year					Statewide			
Institution Name		UNIVERSITY CENTRAL ARKANSAS								
Institution Code		6012								
State		Arkansas								
Assessment Information¹	Group	Number Taking Assessment	Number Passing Assessment	Institutional Pass Rate	Institutional Average Scaled Score	Assessment Cut Score²	Number Taking Assessment	Number Passing Assessment	Statewide Pass Rate	
BUSINESS ED CONTENT KNOWLEDGE (5101) <i>Test Company: ETS</i> <i>Score Range: 100-200</i>	All enrolled students who have completed all nonclinical courses, 2017-18									
	Other enrolled students, 2017-18						2			
	All program completers, 2017-18						9			
	All program completers, 2016-17						13	13	100%	
	All program completers, 2015-16						13	13	100%	
CHEMISTRY CONTENT KNOWLEDGE (0245) <i>Test Company: ETS</i> <i>Score Range: 100-200</i>	All enrolled students who have completed all nonclinical courses, 2017-18	1				150	3			
	Other enrolled students, 2017-18						2			
	All program completers, 2017-18						3			
	All program completers, 2016-17	1				150	5			
	All program completers, 2015-16						1			
COMPUTER SCIENCE (5651) <i>Test Company: ETS</i> <i>Score Range: 100-200</i>	All enrolled students who have completed all nonclinical courses, 2017-18									
	Other enrolled students, 2017-18									
	All program completers, 2017-18						4			
	All program completers, 2016-17									
	All program completers, 2015-16									
CORE ACADEMIC SKILLS FOR ED: MATH (5732) <i>Test Company: ETS</i> <i>Score Range: 100-200</i>	All enrolled students who have completed all nonclinical courses, 2017-18	35	35	100%	165	150	263	245	93%	
	Other enrolled students, 2017-18	131	112	85%	160	150	931	792	85%	
	All program completers, 2017-18	115	115	100%	161	150	746	738	99%	
	All program completers, 2016-17	112	112	100%	165	150	955	950	99%	
	All program completers, 2015-16	55	55	100%	168	150	690	686	99%	


Single Assessment Institution-Level Pass Rate Data: Traditional Teacher Preparation Program Within IHE

		HEOA - Title II 2017 - 2018 Academic Year					Statewide			
Institution Name		UNIVERSITY CENTRAL ARKANSAS								
Institution Code		6012								
State		Arkansas								
Assessment Information¹	Group	Number Taking Assessment	Number Passing Assessment	Institutional Pass Rate	Institutional Average Scaled Score	Assessment Cut Score²	Number Taking Assessment	Number Passing Assessment	Statewide Pass Rate	
CORE ACADEMIC SKILLS FOR ED: READING (5712) <i>Test Company: ETS</i> <i>Score Range: 100-200</i>	All enrolled students who have completed all nonclinical courses, 2017-18	35	35	100%	180	156	260	256	98%	
	Other enrolled students, 2017-18	129	129	100%	175	156	916	875	96%	
	All program completers, 2017-18	112	112	100%	175	156	737	736	100%	
	All program completers, 2016-17	110	110	100%	179	156	951	950	100%	
	All program completers, 2015-16	57	57	100%	183	156	701	701	100%	
CORE ACADEMIC SKILLS FOR ED: WRITING (5722) <i>Test Company: ETS</i> <i>Score Range: 100-200</i>	All enrolled students who have completed all nonclinical courses, 2017-18	46	46	100%	170	162	336	321	96%	
	Other enrolled students, 2017-18	206	188	91%	169	162	1354	1191	88%	
	All program completers, 2017-18	176	176	100%	171	162	1054	1048	99%	
	All program completers, 2016-17	143	143	100%	172	162	1163	1162	100%	
	All program completers, 2015-16	62	62	100%	172	162	741	741	100%	
EARLY CHILDHOOD CONTENT KNOWLEDGE (5022) <i>Test Company: ETS</i> <i>Score Range: 100-200</i>	All enrolled students who have completed all nonclinical courses, 2017-18						2			
	Other enrolled students, 2017-18						4			
	All program completers, 2017-18						10	10	100%	
	All program completers, 2016-17						287	287	100%	
	All program completers, 2015-16	52	52	100%	178	157	585	585	100%	
EARLY CHILDHOOD EDUCATION (5025) <i>Test Company: ETS</i> <i>Score Range: 100-200</i>	All enrolled students who have completed all nonclinical courses, 2017-18						3			
	Other enrolled students, 2017-18						1			
	All program completers, 2017-18						38	38	100%	
	All program completers, 2016-17						27	27	100%	
	All program completers, 2015-16									


Single Assessment Institution-Level Pass Rate Data: Traditional Teacher Preparation Program Within IHE

		<p align="center">HEOA - Title II 2017 - 2018 Academic Year</p>							
Institution Name		UNIVERSITY CENTRAL ARKANSAS							
Institution Code		6012							
State		Arkansas							
Assessment Information ¹	Group	Number Taking Assessment	Number Passing Assessment	Institutional Pass Rate	Institutional Average Scaled Score	Assessment Cut Score ²	Statewide		
							Number Taking Assessment	Number Passing Assessment	Statewide Pass Rate
EARTH AND SPACE SCIENCES - CK (5571) Test Company: ETS Score Range: 100-200	All enrolled students who have completed all nonclinical courses, 2017-18								
	Other enrolled students, 2017-18								
	All program completers, 2017-18								
	All program completers, 2016-17								
	All program completers, 2015-16	1				145	4		
EDUCATION OF YOUNG CHILDREN (5024) Test Company: ETS Score Range: 100-200	All enrolled students who have completed all nonclinical courses, 2017-18								
	Other enrolled students, 2017-18						1		
	All program completers, 2017-18						6		
	All program completers, 2016-17						3		
	All program completers, 2015-16								
ELEM ED MULTI SUBJ MATHEMATICS (DISC) (5033) Test Company: ETS Score Range: 100-200	All enrolled students who have completed all nonclinical courses, 2017-18								
	Other enrolled students, 2017-18								
	All program completers, 2017-18								
	All program completers, 2016-17						1		
	All program completers, 2015-16						6		
ELEM ED MULTI SUBJ MATHEMATICS (5003) Test Company: ETS Score Range: 100-200	All enrolled students who have completed all nonclinical courses, 2017-18	14	14	100%	177	157	126	117	93%
	Other enrolled students, 2017-18	9				157	212	200	94%
	All program completers, 2017-18	87	85	98%	173	157	429	424	99%
	All program completers, 2016-17	65	65	100%	175	157	280	280	100%
	All program completers, 2015-16	10	10	100%	176	157	31	31	100%


Single Assessment Institution-Level Pass Rate Data: Traditional Teacher Preparation Program Within IHE

		HEOA - Title II 2017 - 2018 Academic Year					Statewide			
Institution Name		UNIVERSITY CENTRAL ARKANSAS								
Institution Code		6012								
State		Arkansas								
Assessment Information¹	Group	Number Taking Assessment	Number Passing Assessment	Institutional Pass Rate	Institutional Average Scaled Score	Assessment Cut Score²	Number Taking Assessment	Number Passing Assessment	Statewide Pass Rate	
ELEM ED MULTI SUBJ READING LANG ARTS (DISC) (5032) Test Company: ETS Score Range: 100-200	All enrolled students who have completed all nonclinical courses, 2017-18									
	Other enrolled students, 2017-18									
	All program completers, 2017-18									
	All program completers, 2016-17						1			
	All program completers, 2015-16						6			
ELEM ED MULTI SUBJ READING LANG ARTS (5002) Test Company: ETS Score Range: 100-200	All enrolled students who have completed all nonclinical courses, 2017-18	14	13	93%	174	157	123	106	86%	
	Other enrolled students, 2017-18	9				157	213	194	91%	
	All program completers, 2017-18	87	87	100%	173	157	429	423	99%	
	All program completers, 2016-17	65	65	100%	173	157	280	278	99%	
	All program completers, 2015-16	10	10	100%	173	157	26	26	100%	
ELEM ED MULTI SUBJ SCIENCES (DISC) (5035) Test Company: ETS Score Range: 100-200	All enrolled students who have completed all nonclinical courses, 2017-18									
	Other enrolled students, 2017-18									
	All program completers, 2017-18									
	All program completers, 2016-17						1			
	All program completers, 2015-16						6			
ELEM ED MULTI SUBJ SCIENCES (5005) Test Company: ETS Score Range: 100-200	All enrolled students who have completed all nonclinical courses, 2017-18	14	11	79%	168	159	124	97	78%	
	Other enrolled students, 2017-18	8				159	205	166	81%	
	All program completers, 2017-18	87	84	97%	171	159	428	413	96%	
	All program completers, 2016-17	65	64	98%	171	159	280	269	96%	
	All program completers, 2015-16	10	10	100%	170	159	28	28	100%	


Single Assessment Institution-Level Pass Rate Data: Traditional Teacher Preparation Program Within IHE

		HEOA - Title II 2017 - 2018 Academic Year					Statewide				
Institution Name		UNIVERSITY CENTRAL ARKANSAS					Number Taking Assessment		Number Passing Assessment		Statewide Pass Rate
Institution Code		6012									
State		Arkansas									
Assessment Information¹		Group	Number Taking Assessment	Number Passing Assessment	Institutional Pass Rate	Institutional Average Scaled Score	Assessment Cut Score²	Number Taking Assessment	Number Passing Assessment	Statewide Pass Rate	
ELEM ED MULTI SUBJ SOCIAL STUDIES (DISC) (5034) Test Company: ETS Score Range: 100-200	All enrolled students who have completed all nonclinical courses, 2017-18										
	Other enrolled students, 2017-18										
	All program completers, 2017-18										
	All program completers, 2016-17							1			
	All program completers, 2015-16							6			
ELEM ED MULTI SUBJ SOCIAL STUDIES (5004) Test Company: ETS Score Range: 100-200	All enrolled students who have completed all nonclinical courses, 2017-18		14	7	50%	157	155	125	76	61%	
	Other enrolled students, 2017-18		9				155	203	154	76%	
	All program completers, 2017-18		87	81	93%	165	155	429	408	95%	
	All program completers, 2016-17		65	62	95%	164	155	279	265	95%	
	All program completers, 2015-16		10	10	100%	170	155	30	30	100%	
ENG LANG LIT COMP CONTENT & ANALYSIS (DISC) (5044) Test Company: ETS Score Range: 100-200	All enrolled students who have completed all nonclinical courses, 2017-18										
	Other enrolled students, 2017-18										
	All program completers, 2017-18										
	All program completers, 2016-17										
	All program completers, 2015-16							3			
ENGLISH LANGUAGE ARTS: CONTENT AND ANALYSIS (5039) Test Company: ETS Score Range: 100-200	All enrolled students who have completed all nonclinical courses, 2017-18		1				168	6			
	Other enrolled students, 2017-18							31	23	74%	
	All program completers, 2017-18		7				168	68	63	93%	
	All program completers, 2016-17		9				168	71	69	97%	
	All program completers, 2015-16		6				168	60	60	100%	


Single Assessment Institution-Level Pass Rate Data: Traditional Teacher Preparation Program Within IHE

		HEOA - Title II 2017 - 2018 Academic Year					Statewide			
Institution Name		UNIVERSITY CENTRAL ARKANSAS								
Institution Code		6012								
State		Arkansas								
Assessment Information¹	Group	Number Taking Assessment	Number Passing Assessment	Institutional Pass Rate	Institutional Average Scaled Score	Assessment Cut Score²	Number Taking Assessment	Number Passing Assessment	Statewide Pass Rate	
FAMILY AND CONSUMER SCIENCES (DISCONTINUED 2) (5121) Test Company: ETS Score Range: 100-200	All enrolled students who have completed all nonclinical courses, 2017-18									
	Other enrolled students, 2017-18									
	All program completers, 2017-18									
	All program completers, 2016-17									
	All program completers, 2015-16	2				153	8			
FAMILY AND CONSUMER SCIENCES (5122) Test Company: ETS Score Range: 100-200	All enrolled students who have completed all nonclinical courses, 2017-18	2				153	3			
	Other enrolled students, 2017-18	2				153	3			
	All program completers, 2017-18	10	9	90%	162	153	14	13	93%	
	All program completers, 2016-17	12	12	100%	164	153	22	22	100%	
	All program completers, 2015-16	2				153	4			
FRENCH WORLD LANGUAGE (5174) Test Company: ETS Score Range: 100-200	All enrolled students who have completed all nonclinical courses, 2017-18									
	Other enrolled students, 2017-18									
	All program completers, 2017-18									
	All program completers, 2016-17						2			
	All program completers, 2015-16						3			
GERMAN WORLD LANGUAGE (5183) Test Company: ETS Score Range: 100-200	All enrolled students who have completed all nonclinical courses, 2017-18									
	Other enrolled students, 2017-18									
	All program completers, 2017-18									
	All program completers, 2016-17									
	All program completers, 2015-16						1			

Single Assessment Institution-Level Pass Rate Data: Traditional Teacher Preparation Program Within IHE


		HEOA - Title II 2017 - 2018 Academic Year					Statewide			
Institution Name		UNIVERSITY CENTRAL ARKANSAS								
Institution Code		6012								
State		Arkansas								
Assessment Information¹	Group	Number Taking Assessment	Number Passing Assessment	Institutional Pass Rate	Institutional Average Scaled Score	Assessment Cut Score²	Number Taking Assessment	Number Passing Assessment	Statewide Pass Rate	
HEALTH AND PE (DISC) (5856) Test Company: ETS Score Range: 100-200	All enrolled students who have completed all nonclinical courses, 2017-18									
	Other enrolled students, 2017-18									
	All program completers, 2017-18									
	All program completers, 2016-17						2			
	All program completers, 2015-16						9			
HEALTH AND PE (5857) Test Company: ETS Score Range: 100-200	All enrolled students who have completed all nonclinical courses, 2017-18	6				155	30	28	93%	
	Other enrolled students, 2017-18	1				155	12	10	83%	
	All program completers, 2017-18	10	10	100%	174	155	117	112	96%	
	All program completers, 2016-17	12	12	100%	167	155	171	164	96%	
	All program completers, 2015-16	16	16	100%	169	155	141	141	100%	
INTERDIS EARLY CHILD EDUCATION (5023) Test Company: ETS Score Range: 100-200	All enrolled students who have completed all nonclinical courses, 2017-18									
	Other enrolled students, 2017-18									
	All program completers, 2017-18						6			
	All program completers, 2016-17						3			
	All program completers, 2015-16									
MATHEMATICS CONTENT KNOWLEDGE (5161) Test Company: ETS Score Range: 100-200	All enrolled students who have completed all nonclinical courses, 2017-18	2				160	8			
	Other enrolled students, 2017-18	3				160	12	6	50%	
	All program completers, 2017-18	7				160	42	36	86%	
	All program completers, 2016-17	5				160	38	36	95%	
	All program completers, 2015-16	6				160	52	50	96%	

Single Assessment Institution-Level Pass Rate Data: Traditional Teacher Preparation Program Within IHE


	HEOA - Title II 2017 - 2018 Academic Year
	Institution Name UNIVERSITY CENTRAL ARKANSAS
	Institution Code 6012
	State Arkansas

Assessment Information ¹	Group	Number Taking Assessment	Number Passing Assessment	Institutional Pass Rate	Institutional Average Scaled Score	Assessment Cut Score ²	Statewide		
							Number Taking Assessment	Number Passing Assessment	Statewide Pass Rate
MIDDLE SCHOOL ENG LANG ARTS (5047) Test Company: ETS Score Range: 100-200	All enrolled students who have completed all nonclinical courses, 2017-18	3				164	15	12	80%
	Other enrolled students, 2017-18	2				164	22	9	41%
	All program completers, 2017-18	11	9	82%	167	164	47	40	85%
	All program completers, 2016-17	15	13	87%	170	164	57	46	81%
	All program completers, 2015-16	7				164	57	48	84%
MIDDLE SCHOOL MATHEMATICS (5169) Test Company: ETS Score Range: 100-200	All enrolled students who have completed all nonclinical courses, 2017-18	6				165	11	8	73%
	Other enrolled students, 2017-18	2				165	26	11	42%
	All program completers, 2017-18	20	17	85%	170	165	80	67	84%
	All program completers, 2016-17	19	18	95%	173	165	81	77	95%
	All program completers, 2015-16	7				165	83	73	88%
MIDDLE SCHOOL MULTI SUBJ ENG LANG ARTS (5142) Test Company: ETS Score Range: 100-200	All enrolled students who have completed all nonclinical courses, 2017-18								
	Other enrolled students, 2017-18								
	All program completers, 2017-18								
	All program completers, 2016-17								
	All program completers, 2015-16						1		
MIDDLE SCHOOL MULTI SUBJ MATHEMATICS (5143) Test Company: ETS Score Range: 100-200	All enrolled students who have completed all nonclinical courses, 2017-18								
	Other enrolled students, 2017-18								
	All program completers, 2017-18								
	All program completers, 2016-17								
	All program completers, 2015-16						2		


Single Assessment Institution-Level Pass Rate Data: Traditional Teacher Preparation Program Within IHE

		HEOA - Title II 2017 - 2018 Academic Year					Statewide			
Institution Name		UNIVERSITY CENTRAL ARKANSAS								
Institution Code		6012								
State		Arkansas								
Assessment Information¹	Group	Number Taking Assessment	Number Passing Assessment	Institutional Pass Rate	Institutional Average Scaled Score	Assessment Cut Score²	Number Taking Assessment	Number Passing Assessment	Statewide Pass Rate	
MIDDLE SCHOOL MULTI SUBJ SCIENCES (5145) <i>Test Company: ETS</i> <i>Score Range: 100-200</i>	All enrolled students who have completed all nonclinical courses, 2017-18									
	Other enrolled students, 2017-18									
	All program completers, 2017-18									
	All program completers, 2016-17									
	All program completers, 2015-16						2			
MIDDLE SCHOOL MULTI SUBJ SOCIAL STUDIES (5144) <i>Test Company: ETS</i> <i>Score Range: 100-200</i>	All enrolled students who have completed all nonclinical courses, 2017-18									
	Other enrolled students, 2017-18									
	All program completers, 2017-18									
	All program completers, 2016-17									
	All program completers, 2015-16						1			
MIDDLE SCHOOL SCIENCE (DISCONTINUED) (0439) <i>Test Company: ETS</i> <i>Score Range: 100-200</i>	All enrolled students who have completed all nonclinical courses, 2017-18									
	Other enrolled students, 2017-18									
	All program completers, 2017-18									
	All program completers, 2016-17	1				146	1			
	All program completers, 2015-16	1				146	2			
MIDDLE SCHOOL SCIENCE (5440) <i>Test Company: ETS</i> <i>Score Range: 100-200</i>	All enrolled students who have completed all nonclinical courses, 2017-18	4				150	9			
	Other enrolled students, 2017-18	2				150	28	13	46%	
	All program completers, 2017-18	8				150	55	46	84%	
	All program completers, 2016-17	15	13	87%	160	150	69	58	84%	
	All program completers, 2015-16	8				150	85	78	92%	


Single Assessment Institution-Level Pass Rate Data: Traditional Teacher Preparation Program Within IHE

		<p align="center">HEOA - Title II 2017 - 2018 Academic Year</p>							
Institution Name		UNIVERSITY CENTRAL ARKANSAS							
Institution Code		6012							
State		Arkansas							
Assessment Information ¹	Group	Number Taking Assessment	Number Passing Assessment	Institutional Pass Rate	Institutional Average Scaled Score	Assessment Cut Score ²	Statewide		
							Number Taking Assessment	Number Passing Assessment	Statewide Pass Rate
MIDDLE SCHOOL SOCIAL STUDIES (5089) Test Company: ETS Score Range: 100-200	All enrolled students who have completed all nonclinical courses, 2017-18	3				149	14	13	93%
	Other enrolled students, 2017-18	1				149	20	19	95%
	All program completers, 2017-18	17	16	94%	166	149	53	48	91%
	All program completers, 2016-17	12	12	100%	161	149	54	48	89%
	All program completers, 2015-16	10	10	100%	166	149	61	58	95%
MUSIC CONTENT & INSTRUCTION (5114) Test Company: ETS Score Range: 100-200	All enrolled students who have completed all nonclinical courses, 2017-18								
	Other enrolled students, 2017-18								
	All program completers, 2017-18								
	All program completers, 2016-17								
	All program completers, 2015-16	1				162	1		
MUSIC CONTENT KNOWLEDGE (0113) Test Company: ETS Score Range: 100-200	All enrolled students who have completed all nonclinical courses, 2017-18	4				157	19	16	84%
	Other enrolled students, 2017-18	1				157	16	13	81%
	All program completers, 2017-18	12	12	100%	175	157	89	86	97%
	All program completers, 2016-17	14	14	100%	168	157	92	88	96%
	All program completers, 2015-16	11	11	100%	172	157	94	91	97%
PHYSICAL ED CONTENT AND DESIGN (5095) Test Company: ETS Score Range: 100-200	All enrolled students who have completed all nonclinical courses, 2017-18								
	Other enrolled students, 2017-18								
	All program completers, 2017-18								
	All program completers, 2016-17						3		
	All program completers, 2015-16						9		


Single Assessment Institution-Level Pass Rate Data: Traditional Teacher Preparation Program Within IHE

		<p align="center">HEOA - Title II 2017 - 2018 Academic Year</p>							
Institution Name		UNIVERSITY CENTRAL ARKANSAS							
Institution Code		6012							
State		Arkansas							
Assessment Information ¹	Group	Number Taking Assessment	Number Passing Assessment	Institutional Pass Rate	Institutional Average Scaled Score	Assessment Cut Score ²	Statewide		
							Number Taking Assessment	Number Passing Assessment	Statewide Pass Rate
PHYSICAL SCIENCE CONTENT KNOWLEDGE (0481) Test Company: ETS Score Range: 100-200	All enrolled students who have completed all nonclinical courses, 2017-18								
	Other enrolled students, 2017-18								
	All program completers, 2017-18								
	All program completers, 2016-17								
	All program completers, 2015-16	1				145	3		
PHYSICS CONTENT KNOWLEDGE (5265) Test Company: ETS Score Range: 100-200	All enrolled students who have completed all nonclinical courses, 2017-18								
	Other enrolled students, 2017-18	1				135	1		
	All program completers, 2017-18						4		
	All program completers, 2016-17	1				135	7		
	All program completers, 2015-16	1				135	3		
PRAXIS I MATHEMATICS (DISCONTINUED) (0730) Test Company: ETS Score Range: 150-190	All enrolled students who have completed all nonclinical courses, 2017-18								
	Other enrolled students, 2017-18						3		
	All program completers, 2017-18						4		
	All program completers, 2016-17	16	16	100%	180	171	107	107	100%
	All program completers, 2015-16	80	80	100%	179	171	574	573	100%
PRAXIS I READING (DISCONTINUED) (0710) Test Company: ETS Score Range: 150-190	All enrolled students who have completed all nonclinical courses, 2017-18								
	Other enrolled students, 2017-18						3		
	All program completers, 2017-18						4		
	All program completers, 2016-17	17	17	100%	179	172	106	106	100%
	All program completers, 2015-16	79	79	100%	179	172	560	559	100%


Single Assessment Institution-Level Pass Rate Data: Traditional Teacher Preparation Program Within IHE

		HEOA - Title II 2017 - 2018 Academic Year					Statewide				
Institution Name		UNIVERSITY CENTRAL ARKANSAS					Number Taking Assessment		Number Passing Assessment		Statewide Pass Rate
Institution Code		6012					Assessment Cut Score²				
State		Arkansas									
Assessment Information¹		Group	Number Taking Assessment	Number Passing Assessment	Institutional Pass Rate	Institutional Average Scaled Score	Assessment Cut Score²	Number Taking Assessment	Number Passing Assessment	Statewide Pass Rate	
PRAXIS I WRITING (DISCONTINUED) (0720) Test Company: ETS Score Range: 150-190	All enrolled students who have completed all nonclinical courses, 2017-18										
	Other enrolled students, 2017-18						4				
	All program completers, 2017-18						3				
	All program completers, 2016-17		14	13	93%	176	173	98	96	98%	
	All program completers, 2015-16		80	80	100%	177	173	550	548	100%	
PRINC LEARNING AND TEACHING 5-9 (5623) Test Company: ETS Score Range: 100-200	All enrolled students who have completed all nonclinical courses, 2017-18		3				160	18	17	94%	
	Other enrolled students, 2017-18		1				160	22	21	95%	
	All program completers, 2017-18		32	32	100%	177	160	126	125	99%	
	All program completers, 2016-17		47	47	100%	176	160	163	163	100%	
	All program completers, 2015-16		37	37	100%	175	160	158	158	100%	
PRINC LEARNING AND TEACHING 7-12 (5624) Test Company: ETS Score Range: 100-200	All enrolled students who have completed all nonclinical courses, 2017-18		2				157	45	43	96%	
	Other enrolled students, 2017-18		3				157	84	78	93%	
	All program completers, 2017-18		50	49	98%	174	157	467	455	97%	
	All program completers, 2016-17		43	43	100%	176	157	469	463	99%	
	All program completers, 2015-16		36	36	100%	175	157	452	446	99%	
PRINC LEARNING AND TEACHING EARLY CHILD (5621) Test Company: ETS Score Range: 100-200	All enrolled students who have completed all nonclinical courses, 2017-18							6			
	Other enrolled students, 2017-18							3			
	All program completers, 2017-18		1				157	51	51	100%	
	All program completers, 2016-17		1				157	311	310	100%	
	All program completers, 2015-16		50	50	100%	170	157	573	568	99%	

Single Assessment Institution-Level Pass Rate Data: Traditional Teacher Preparation Program Within IHE


		HEOA - Title II 2017 - 2018 Academic Year							
Institution Name		UNIVERSITY CENTRAL ARKANSAS							
Institution Code		6012							
State		Arkansas							
Assessment Information ¹	Group	Number Taking Assessment	Number Passing Assessment	Institutional Pass Rate	Institutional Average Scaled Score	Assessment Cut Score ²	Statewide		
							Number Taking Assessment	Number Passing Assessment	Statewide Pass Rate
PRINC LEARNING AND TEACHING K-6 (5622) Test Company: ETS Score Range: 100-200	All enrolled students who have completed all nonclinical courses, 2017-18	3				160	49	46	94%
	Other enrolled students, 2017-18	2				160	71	67	94%
	All program completers, 2017-18	98	98	100%	178	160	473	467	99%
	All program completers, 2016-17	72	72	100%	177	160	328	326	99%
	All program completers, 2015-16	10	10	100%	180	160	60	59	98%
SE CORE KNOWLEDGE & APPLICATIONS (5354) Test Company: ETS Score Range: 100-200	All enrolled students who have completed all nonclinical courses, 2017-18	7				151	10	10	100%
	Other enrolled students, 2017-18	1				151	3		
	All program completers, 2017-18	14	14	100%	178	151	41	41	100%
	All program completers, 2016-17	3				151	17	17	100%
	All program completers, 2015-16						7		
SOCIAL STUDIES CONTENT & INTERPRETATION (5086) Test Company: ETS Score Range: 100-200	All enrolled students who have completed all nonclinical courses, 2017-18						10	7	70%
	Other enrolled students, 2017-18	1				153	28	20	71%
	All program completers, 2017-18	6				153	72	70	97%
	All program completers, 2016-17	5				153	61	58	95%
	All program completers, 2015-16	4				153	67	65	97%
SPANISH WORLD LANGUAGE (5195) Test Company: ETS Score Range: 100-200	All enrolled students who have completed all nonclinical courses, 2017-18	1				168	2		
	Other enrolled students, 2017-18						5		
	All program completers, 2017-18	1				168	10	9	90%
	All program completers, 2016-17						9		
	All program completers, 2015-16						10	10	100%

Single Assessment Institution-Level Pass Rate Data: Traditional Teacher Preparation Program Within IHE

	HEOA - Title II 2017 - 2018 Academic Year
	Institution Name UNIVERSITY CENTRAL ARKANSAS
	Institution Code 6012
	State Arkansas

Assessment Information ¹	Group	Number Taking Assessment	Number Passing Assessment	Institutional Pass Rate	Institutional Average Scaled Score	Assessment Cut Score ²	Statewide		
							Number Taking Assessment	Number Passing Assessment	Statewide Pass Rate
SPEECH COMMUNICATION: CK (5221) Test Company: ETS Score Range: 100-200	All enrolled students who have completed all nonclinical courses, 2017-18						1		
	Other enrolled students, 2017-18						3		
	All program completers, 2017-18						4		
	All program completers, 2016-17						3		
	All program completers, 2015-16						5		
TECHNOLOGY EDUCATION (5051) Test Company: ETS Score Range: 100-200	All enrolled students who have completed all nonclinical courses, 2017-18								
	Other enrolled students, 2017-18								
	All program completers, 2017-18						3		
	All program completers, 2016-17								
	All program completers, 2015-16						2		
THEATRE (5641) Test Company: ETS Score Range: 100-200	All enrolled students who have completed all nonclinical courses, 2017-18								
	Other enrolled students, 2017-18						3		
	All program completers, 2017-18						3		
	All program completers, 2016-17						2		
	All program completers, 2015-16						5		
WORLD LANGUAGE PEDAGOGY (5841) Test Company: ETS Score Range: 100-200	All enrolled students who have completed all nonclinical courses, 2017-18								
	Other enrolled students, 2017-18						4		
	All program completers, 2017-18	1				158	11	11	100%
	All program completers, 2016-17						11	11	100%
	All program completers, 2015-16						12	12	100%

Single Assessment Institution-Level Pass Rate Data: Traditional Teacher Preparation Program Within IHE

		<p align="center">HEOA - Title II 2017 - 2018 Academic Year</p>							
Institution Name	UNIVERSITY CENTRAL ARKANSAS								
Institution Code	6012								
State	Arkansas								
Assessment Information¹	Group	Number Taking Assessment	Number Passing Assessment	Institutional Pass Rate	Institutional Average Scaled Score	Assessment Cut Score²	Statewide		
							Number Taking Assessment	Number Passing Assessment	Statewide Pass Rate
EDTPA: EARLY CHILDHOOD (TPA0014) Test Company: E.S. Pearson* Score Range: 15-75	All enrolled students who have completed all nonclinical courses, 2017-18								
	Other enrolled students, 2017-18								
	All program completers, 2017-18								
	All program completers, 2016-17						2		
	All program completers, 2015-16								
EDTPA: MIDDLE CHILDHOOD MATHEMATICS (TPA0016) Test Company: E.S. Pearson* Score Range: 15-75	All enrolled students who have completed all nonclinical courses, 2017-18								
	Other enrolled students, 2017-18								
	All program completers, 2017-18								
	All program completers, 2016-17						1		
	All program completers, 2015-16								
FOUNDATIONS OF READING (ESP0090) Test Company: E.S. Pearson* Score Range: 100-300	All enrolled students who have completed all nonclinical courses, 2017-18	1				229	2		
	Other enrolled students, 2017-18	1				229	25	19	76%
	All program completers, 2017-18						4		
	All program completers, 2016-17								
	All program completers, 2015-16								

Note: In cases where there are less than ten students taking the assessment or license/certificate, the number passing and pass rate are not reported.

¹Tests with multiple delivery options (computer, paper, etc.) will be noted with the assessment code for one format only.

²Cut scores may vary for groups depending upon when the cut scores are established by the state and when each group completed their teacher certification or licensure assessment.

*Questions regarding tests listed by this testing company must be addressed to your state Title II Coordinator.

Single Assessment Institution-Level Pass Rate Data: *Traditional Teacher Preparation Program Within IHE*

February 1, 2019

Statewide Average Scaled Score
169
168
169
166
169
171
169
164
167
161
166
165

Single Assessment Institution-Level Pass Rate Data: *Traditional Teacher Preparation Program Within IHE*

February 1, 2019

Statewide Average Scaled Score
173
168
162
160
164
166
168

Single Assessment Institution-Level Pass Rate Data: *Traditional Teacher Preparation Program Within IHE*

February 1, 2019

Statewide Average Scaled Score
176
175
177
179
181
168
168
170
171
171
176
178
178
177
179

Single Assessment Institution-Level Pass Rate Data: *Traditional Teacher Preparation Program Within IHE*

February 1, 2019

Statewide Average Scaled Score
174
176
177
175
172

Single Assessment Institution-Level Pass Rate Data: *Traditional Teacher Preparation Program Within IHE*

February 1, 2019

Statewide Average Scaled Score
168
171
171
171
169
165
168
170
169
170

Single Assessment Institution-Level Pass Rate Data: *Traditional Teacher Preparation Program Within IHE*

February 1, 2019

Statewide Average Scaled Score
159
164
165
164
167
173
175
176
177

Single Assessment Institution-Level Pass Rate Data: *Traditional Teacher Preparation Program Within IHE*

February 1, 2019

Statewide Average Scaled Score
164
163

Single Assessment Institution-Level Pass Rate Data: *Traditional Teacher Preparation Program Within IHE*

February 1, 2019

Statewide Average Scaled Score
163
161
165
165
165
154
167
169
166

Single Assessment Institution-Level Pass Rate Data: *Traditional Teacher Preparation Program Within IHE*

February 1, 2019

Statewide Average Scaled Score
168
160
167
167
168
166
158
171
172
172

Single Assessment Institution-Level Pass Rate Data: *Traditional Teacher Preparation Program Within IHE*

February 1, 2019

Statewide Average Scaled Score
145
158
155
158

Single Assessment Institution-Level Pass Rate Data: *Traditional Teacher Preparation Program Within IHE*

February 1, 2019

Statewide Average Scaled Score
158
164
164
160
161
165
164
169
168
167

Single Assessment Institution-Level Pass Rate Data: *Traditional Teacher Preparation Program Within IHE*

February 1, 2019

Statewide Average Scaled Score
180
179
179
179

Single Assessment Institution-Level Pass Rate Data: *Traditional Teacher Preparation Program Within IHE*

February 1, 2019

Statewide Average Scaled Score
177
176
170
175
175
174
176
169
173
173
173
173
172
171
170

Single Assessment Institution-Level Pass Rate Data: *Traditional Teacher Preparation Program Within IHE*

February 1, 2019

Statewide Average Scaled Score
174
174
176
175
173
171
175
173
162
157
162
164
164
176
178

Single Assessment Institution-Level Pass Rate Data: *Traditional Teacher Preparation Program Within IHE*

February 1, 2019

Statewide Average Scaled Score
187
182
183

Single Assessment Institution-Level Pass Rate Data: *Traditional Teacher Preparation Program Within IHE*

February 1, 2019

Statewide Average Scaled Score
239