



Single Assessment Institution-Level Pass Rate Data: Alternative Teacher Preparation Program Within IHE

	HEOA - Title II 2017 - 2018 Academic Year
	Institution Name UNIVERSITY CENTRAL ARKANSAS
	Institution Code 6012
	State Arkansas


Assessment Information ¹	Group	Number Taking Assessment	Number Passing Assessment	Institutional Pass Rate	Institutional Average Scaled Score	Assessment Cut Score ²	Statewide		
							Number Taking Assessment	Number Passing Assessment	Statewide Pass Rate
AGRICULTURE (5701) Test Company: ETS Score Range: 100-200	All enrolled students who have completed all nonclinical courses, 2017-18						1		
	Other enrolled students, 2017-18						1		
	All program completers, 2017-18								
	All program completers, 2016-17						1		
	All program completers, 2015-16								
ART CONTENT AND ANALYSIS (5135) Test Company: ETS Score Range: 100-200	All enrolled students who have completed all nonclinical courses, 2017-18								
	Other enrolled students, 2017-18						3		
	All program completers, 2017-18	1				161	2		
	All program completers, 2016-17	3				161	10	10	100%
	All program completers, 2015-16	4				161	7		
ART CONTENT KNOWLEDGE (5134) Test Company: ETS Score Range: 100-200	All enrolled students who have completed all nonclinical courses, 2017-18						3		
	Other enrolled students, 2017-18	2				158	15	7	47%
	All program completers, 2017-18	2				158	6		
	All program completers, 2016-17						1		
	All program completers, 2015-16								
BIOLOGY CONTENT KNOWLEDGE (0235) Test Company: ETS Score Range: 100-200	All enrolled students who have completed all nonclinical courses, 2017-18						4		
	Other enrolled students, 2017-18	4				142	27	25	93%
	All program completers, 2017-18	7				142	22	22	100%
	All program completers, 2016-17	7				142	28	28	100%
	All program completers, 2015-16	6				142	21	21	100%

Single Assessment Institution-Level Pass Rate Data: Alternative Teacher Preparation Program Within IHE


	HEOA - Title II 2017 - 2018 Academic Year
	Institution Name UNIVERSITY CENTRAL ARKANSAS
	Institution Code 6012
	State Arkansas

Assessment Information ¹	Group	Number Taking Assessment	Number Passing Assessment	Institutional Pass Rate	Institutional Average Scaled Score	Assessment Cut Score ²	Statewide		
							Number Taking Assessment	Number Passing Assessment	Statewide Pass Rate
BUSINESS ED CONTENT KNOWLEDGE (5101) Test Company: ETS Score Range: 100-200	All enrolled students who have completed all nonclinical courses, 2017-18						5		
	Other enrolled students, 2017-18	5				154	15	14	93%
	All program completers, 2017-18	2				154	9		
	All program completers, 2016-17	6				154	27	27	100%
	All program completers, 2015-16	8				154	18	18	100%
CHEMISTRY CONTENT KNOWLEDGE (0245) Test Company: ETS Score Range: 100-200	All enrolled students who have completed all nonclinical courses, 2017-18						3		
	Other enrolled students, 2017-18						5		
	All program completers, 2017-18	2				150	5		
	All program completers, 2016-17						2		
	All program completers, 2015-16								
CHINESE (MANDARIN) WORLD LANGUAGE (5665) Test Company: ETS Score Range: 100-200	All enrolled students who have completed all nonclinical courses, 2017-18								
	Other enrolled students, 2017-18						1		
	All program completers, 2017-18								
	All program completers, 2016-17								
	All program completers, 2015-16								
COMPUTER SCIENCE (5651) Test Company: ETS Score Range: 100-200	All enrolled students who have completed all nonclinical courses, 2017-18								
	Other enrolled students, 2017-18						1		
	All program completers, 2017-18								
	All program completers, 2016-17								
	All program completers, 2015-16								


Single Assessment Institution-Level Pass Rate Data: Alternative Teacher Preparation Program Within IHE

		HEOA - Title II 2017 - 2018 Academic Year					Statewide				
Institution Name		UNIVERSITY CENTRAL ARKANSAS					Number Taking Assessment		Number Passing Assessment		Statewide Pass Rate
Institution Code		6012					Number Taking Assessment		Number Passing Assessment		Statewide Pass Rate
State		Arkansas					Number Taking Assessment		Number Passing Assessment		Statewide Pass Rate
Assessment Information¹		Group	Number Taking Assessment	Number Passing Assessment	Institutional Pass Rate	Institutional Average Scaled Score	Assessment Cut Score²	Number Taking Assessment	Number Passing Assessment	Statewide Pass Rate	
CORE ACADEMIC SKILLS FOR ED: MATH (5732) <i>Test Company: ETS</i> <i>Score Range: 100-200</i>	All enrolled students who have completed all nonclinical courses, 2017-18							63	57	90%	
	Other enrolled students, 2017-18		136	127	93%	165	150	522	424	81%	
	All program completers, 2017-18		59	59	100%	175	150	248	238	96%	
	All program completers, 2016-17		59	58	98%	174	150	208	201	97%	
	All program completers, 2015-16		34	34	100%	169	150	101	97	96%	
CORE ACADEMIC SKILLS FOR ED: READING (5712) <i>Test Company: ETS</i> <i>Score Range: 100-200</i>	All enrolled students who have completed all nonclinical courses, 2017-18							63	63	100%	
	Other enrolled students, 2017-18		136	133	98%	186	156	522	497	95%	
	All program completers, 2017-18		60	60	100%	187	156	246	243	99%	
	All program completers, 2016-17		59	59	100%	190	156	210	210	100%	
	All program completers, 2015-16		35	35	100%	185	156	103	103	100%	
CORE ACADEMIC SKILLS FOR ED: WRITING (5722) <i>Test Company: ETS</i> <i>Score Range: 100-200</i>	All enrolled students who have completed all nonclinical courses, 2017-18							66	63	95%	
	Other enrolled students, 2017-18		136	127	93%	170	162	522	446	85%	
	All program completers, 2017-18		60	60	100%	175	162	249	238	96%	
	All program completers, 2016-17		61	61	100%	176	162	222	219	99%	
	All program completers, 2015-16		34	34	100%	175	162	104	102	98%	
EARLY CHILDHOOD CONTENT KNOWLEDGE (5022) <i>Test Company: ETS</i> <i>Score Range: 100-200</i>	All enrolled students who have completed all nonclinical courses, 2017-18										
	Other enrolled students, 2017-18										
	All program completers, 2017-18		2				157	3			
	All program completers, 2016-17							3			
	All program completers, 2015-16		17	17	100%	176	157	41	41	100%	


Single Assessment Institution-Level Pass Rate Data: Alternative Teacher Preparation Program Within IHE

		HEOA - Title II 2017 - 2018 Academic Year					Statewide			
Institution Name		UNIVERSITY CENTRAL ARKANSAS								
Institution Code		6012								
State		Arkansas								
Assessment Information¹	Group	Number Taking Assessment	Number Passing Assessment	Institutional Pass Rate	Institutional Average Scaled Score	Assessment Cut Score²	Number Taking Assessment	Number Passing Assessment	Statewide Pass Rate	
EARLY CHILDHOOD EDUCATION (5025) <i>Test Company: ETS</i> <i>Score Range: 100-200</i>	All enrolled students who have completed all nonclinical courses, 2017-18									
	Other enrolled students, 2017-18						1			
	All program completers, 2017-18									
	All program completers, 2016-17									
	All program completers, 2015-16									
EARTH AND SPACE SCIENCES - CK (5571) <i>Test Company: ETS</i> <i>Score Range: 100-200</i>	All enrolled students who have completed all nonclinical courses, 2017-18									
	Other enrolled students, 2017-18									
	All program completers, 2017-18									
	All program completers, 2016-17						1			
	All program completers, 2015-16						5			
EDUCATION OF YOUNG CHILDREN (5024) <i>Test Company: ETS</i> <i>Score Range: 100-200</i>	All enrolled students who have completed all nonclinical courses, 2017-18									
	Other enrolled students, 2017-18						10	10	100%	
	All program completers, 2017-18						6			
	All program completers, 2016-17						2			
	All program completers, 2015-16									
ELEM ED MULTI SUBJ MATHEMATICS (5003) <i>Test Company: ETS</i> <i>Score Range: 100-200</i>	All enrolled students who have completed all nonclinical courses, 2017-18						13	13	100%	
	Other enrolled students, 2017-18	18	16	89%	171	157	70	63	90%	
	All program completers, 2017-18	7				157	33	30	91%	
	All program completers, 2016-17						10	10	100%	
	All program completers, 2015-16									


Single Assessment Institution-Level Pass Rate Data: Alternative Teacher Preparation Program Within IHE

		HEOA - Title II 2017 - 2018 Academic Year					Statewide			
Institution Name		UNIVERSITY CENTRAL ARKANSAS								
Institution Code		6012								
State		Arkansas								
Assessment Information¹	Group	Number Taking Assessment	Number Passing Assessment	Institutional Pass Rate	Institutional Average Scaled Score	Assessment Cut Score²	Number Taking Assessment	Number Passing Assessment	Statewide Pass Rate	
ELEM ED MULTI SUBJ READING LANG ARTS (5002) Test Company: ETS Score Range: 100-200	All enrolled students who have completed all nonclinical courses, 2017-18						13	13	100%	
	Other enrolled students, 2017-18	18	18	100%	172	157	70	66	94%	
	All program completers, 2017-18	7				157	33	32	97%	
	All program completers, 2016-17						10	10	100%	
	All program completers, 2015-16									
ELEM ED MULTI SUBJ SCIENCES (5005) Test Company: ETS Score Range: 100-200	All enrolled students who have completed all nonclinical courses, 2017-18						13	13	100%	
	Other enrolled students, 2017-18	18	16	89%	167	159	71	61	86%	
	All program completers, 2017-18	7				159	33	30	91%	
	All program completers, 2016-17						10	10	100%	
	All program completers, 2015-16									
ELEM ED MULTI SUBJ SOCIAL STUDIES (5004) Test Company: ETS Score Range: 100-200	All enrolled students who have completed all nonclinical courses, 2017-18						13	13	100%	
	Other enrolled students, 2017-18	18	17	94%	166	155	69	59	86%	
	All program completers, 2017-18	7				155	34	32	94%	
	All program completers, 2016-17						11	11	100%	
	All program completers, 2015-16									
ENG LANG LIT COMP CONTENT & ANALYSIS (DISC) (5044) Test Company: ETS Score Range: 100-200	All enrolled students who have completed all nonclinical courses, 2017-18									
	Other enrolled students, 2017-18									
	All program completers, 2017-18									
	All program completers, 2016-17						4			
	All program completers, 2015-16	7				166	19	18	95%	


Single Assessment Institution-Level Pass Rate Data: Alternative Teacher Preparation Program Within IHE

		HEOA - Title II 2017 - 2018 Academic Year					Statewide			
Institution Name		UNIVERSITY CENTRAL ARKANSAS								
Institution Code		6012								
State		Arkansas								
Assessment Information¹	Group	Number Taking Assessment	Number Passing Assessment	Institutional Pass Rate	Institutional Average Scaled Score	Assessment Cut Score²	Number Taking Assessment	Number Passing Assessment	Statewide Pass Rate	
ENGLISH LANGUAGE ARTS: CONTENT AND ANALYSIS (5039) <i>Test Company: ETS</i> <i>Score Range: 100-200</i>	All enrolled students who have completed all nonclinical courses, 2017-18						12	11	92%	
	Other enrolled students, 2017-18	13	11	85%	173	168	51	40	78%	
	All program completers, 2017-18	8				168	25	23	92%	
	All program completers, 2016-17	9				168	31	30	97%	
	All program completers, 2015-16	2				168	9			
FAMILY AND CONSUMER SCIENCES (DISCONTINUED 2) (5121) <i>Test Company: ETS</i> <i>Score Range: 100-200</i>	All enrolled students who have completed all nonclinical courses, 2017-18									
	Other enrolled students, 2017-18	1				153	2			
	All program completers, 2017-18						1			
	All program completers, 2016-17	1				153	2			
	All program completers, 2015-16	4				153	5			
FAMILY AND CONSUMER SCIENCES (5122) <i>Test Company: ETS</i> <i>Score Range: 100-200</i>	All enrolled students who have completed all nonclinical courses, 2017-18						2			
	Other enrolled students, 2017-18	3				153	9			
	All program completers, 2017-18	2				153	5			
	All program completers, 2016-17	2				153	3			
	All program completers, 2015-16									
FRENCH WORLD LANGUAGE (5174) <i>Test Company: ETS</i> <i>Score Range: 100-200</i>	All enrolled students who have completed all nonclinical courses, 2017-18						1			
	Other enrolled students, 2017-18									
	All program completers, 2017-18									
	All program completers, 2016-17									
	All program completers, 2015-16									

Single Assessment Institution-Level Pass Rate Data: Alternative Teacher Preparation Program Within IHE


		HEOA - Title II 2017 - 2018 Academic Year					Statewide			
Institution Name		UNIVERSITY CENTRAL ARKANSAS								
Institution Code		6012								
State		Arkansas								
Assessment Information¹	Group	Number Taking Assessment	Number Passing Assessment	Institutional Pass Rate	Institutional Average Scaled Score	Assessment Cut Score²	Number Taking Assessment	Number Passing Assessment	Statewide Pass Rate	
HEALTH AND PE (DISC) (5856) Test Company: ETS Score Range: 100-200	All enrolled students who have completed all nonclinical courses, 2017-18									
	Other enrolled students, 2017-18									
	All program completers, 2017-18									
	All program completers, 2016-17						2			
	All program completers, 2015-16	1				144	5			
HEALTH AND PE (5857) Test Company: ETS Score Range: 100-200	All enrolled students who have completed all nonclinical courses, 2017-18						4			
	Other enrolled students, 2017-18	5				155	28	24	86%	
	All program completers, 2017-18	3				155	21	19	90%	
	All program completers, 2016-17	4				155	19	19	100%	
	All program completers, 2015-16	2				155	15	15	100%	
INTERDIS EARLY CHILD EDUCATION (5023) Test Company: ETS Score Range: 100-200	All enrolled students who have completed all nonclinical courses, 2017-18									
	Other enrolled students, 2017-18						10	10	100%	
	All program completers, 2017-18						6			
	All program completers, 2016-17						2			
	All program completers, 2015-16									
MATHEMATICS CONTENT KNOWLEDGE (DISC) (0061) Test Company: ETS Score Range: 100-200	All enrolled students who have completed all nonclinical courses, 2017-18									
	Other enrolled students, 2017-18									
	All program completers, 2017-18									
	All program completers, 2016-17									
	All program completers, 2015-16	3				125	4			

Single Assessment Institution-Level Pass Rate Data: Alternative Teacher Preparation Program Within IHE


	HEOA - Title II 2017 - 2018 Academic Year
	Institution Name UNIVERSITY CENTRAL ARKANSAS
	Institution Code 6012
	State Arkansas

Assessment Information ¹	Group	Number Taking Assessment	Number Passing Assessment	Institutional Pass Rate	Institutional Average Scaled Score	Assessment Cut Score ²	Statewide		
							Number Taking Assessment	Number Passing Assessment	Statewide Pass Rate
MATHEMATICS CONTENT KNOWLEDGE (5161) Test Company: ETS Score Range: 100-200	All enrolled students who have completed all nonclinical courses, 2017-18						5		
	Other enrolled students, 2017-18	6				160	24	10	42%
	All program completers, 2017-18	8				160	14	13	93%
	All program completers, 2016-17	4				160	12	12	100%
	All program completers, 2015-16						3		
MIDDLE SCHOOL ENG LANG ARTS (5047) Test Company: ETS Score Range: 100-200	All enrolled students who have completed all nonclinical courses, 2017-18						8		
	Other enrolled students, 2017-18	24	14	58%	164	164	58	32	55%
	All program completers, 2017-18	15	15	100%	171	164	50	47	94%
	All program completers, 2016-17	22	20	91%	169	164	44	37	84%
	All program completers, 2015-16	23	23	100%	171	164	51	47	92%
MIDDLE SCHOOL MATHEMATICS (5169) Test Company: ETS Score Range: 100-200	All enrolled students who have completed all nonclinical courses, 2017-18						5		
	Other enrolled students, 2017-18	11	7	64%	165	165	54	38	70%
	All program completers, 2017-18	16	16	100%	175	165	46	42	91%
	All program completers, 2016-17	17	13	76%	171	165	47	41	87%
	All program completers, 2015-16	16	14	88%	169	165	35	29	83%
MIDDLE SCHOOL MULTI SUBJ ENG LANG ARTS (5142) Test Company: ETS Score Range: 100-200	All enrolled students who have completed all nonclinical courses, 2017-18								
	Other enrolled students, 2017-18								
	All program completers, 2017-18								
	All program completers, 2016-17	2				150	5		
	All program completers, 2015-16	3				150	16	16	100%


Single Assessment Institution-Level Pass Rate Data: Alternative Teacher Preparation Program Within IHE

		HEOA - Title II 2017 - 2018 Academic Year					Statewide			
Institution Name		UNIVERSITY CENTRAL ARKANSAS								
Institution Code		6012								
State		Arkansas								
Assessment Information¹	Group	Number Taking Assessment	Number Passing Assessment	Institutional Pass Rate	Institutional Average Scaled Score	Assessment Cut Score²	Number Taking Assessment	Number Passing Assessment	Statewide Pass Rate	
MIDDLE SCHOOL MULTI SUBJ MATHEMATICS (5143) Test Company: ETS Score Range: 100-200	All enrolled students who have completed all nonclinical courses, 2017-18									
	Other enrolled students, 2017-18									
	All program completers, 2017-18									
	All program completers, 2016-17	1				143	2			
	All program completers, 2015-16	2				143	11	9	82%	
MIDDLE SCHOOL MULTI SUBJ SCIENCES (5145) Test Company: ETS Score Range: 100-200	All enrolled students who have completed all nonclinical courses, 2017-18									
	Other enrolled students, 2017-18									
	All program completers, 2017-18									
	All program completers, 2016-17	1				143	3			
	All program completers, 2015-16	2				143	8			
MIDDLE SCHOOL MULTI SUBJ SOCIAL STUDIES (5144) Test Company: ETS Score Range: 100-200	All enrolled students who have completed all nonclinical courses, 2017-18									
	Other enrolled students, 2017-18	1				142	1			
	All program completers, 2017-18									
	All program completers, 2016-17	1				142	2			
	All program completers, 2015-16	2				142	12	11	92%	
MIDDLE SCHOOL SCIENCE (DISCONTINUED) (0439) Test Company: ETS Score Range: 100-200	All enrolled students who have completed all nonclinical courses, 2017-18									
	Other enrolled students, 2017-18									
	All program completers, 2017-18									
	All program completers, 2016-17	2				146	2			
	All program completers, 2015-16	6				146	12	12	100%	


Single Assessment Institution-Level Pass Rate Data: Alternative Teacher Preparation Program Within IHE

		HEOA - Title II 2017 - 2018 Academic Year					Statewide			
Institution Name		UNIVERSITY CENTRAL ARKANSAS								
Institution Code		6012								
State		Arkansas								
Assessment Information¹	Group	Number Taking Assessment	Number Passing Assessment	Institutional Pass Rate	Institutional Average Scaled Score	Assessment Cut Score²	Number Taking Assessment	Number Passing Assessment	Statewide Pass Rate	
MIDDLE SCHOOL SCIENCE (5440) <i>Test Company: ETS</i> <i>Score Range: 100-200</i>	All enrolled students who have completed all nonclinical courses, 2017-18						8			
	Other enrolled students, 2017-18	8				150	43	29	67%	
	All program completers, 2017-18	8				150	39	34	87%	
	All program completers, 2016-17	13	13	100%	163	150	41	40	98%	
	All program completers, 2015-16	7				150	23	20	87%	
MIDDLE SCHOOL SOCIAL STUDIES (5089) <i>Test Company: ETS</i> <i>Score Range: 100-200</i>	All enrolled students who have completed all nonclinical courses, 2017-18						4			
	Other enrolled students, 2017-18	21	17	81%	159	149	57	44	77%	
	All program completers, 2017-18	14	14	100%	165	149	46	45	98%	
	All program completers, 2016-17	18	17	94%	163	149	43	42	98%	
	All program completers, 2015-16	15	15	100%	161	149	38	38	100%	
MUSIC CONTENT & INSTRUCTION (5114) <i>Test Company: ETS</i> <i>Score Range: 100-200</i>	All enrolled students who have completed all nonclinical courses, 2017-18									
	Other enrolled students, 2017-18									
	All program completers, 2017-18									
	All program completers, 2016-17									
	All program completers, 2015-16						2			
MUSIC CONTENT KNOWLEDGE (0113) <i>Test Company: ETS</i> <i>Score Range: 100-200</i>	All enrolled students who have completed all nonclinical courses, 2017-18						1			
	Other enrolled students, 2017-18	1				157	9			
	All program completers, 2017-18						6			
	All program completers, 2016-17	1				157	6			
	All program completers, 2015-16						4			


Single Assessment Institution-Level Pass Rate Data: Alternative Teacher Preparation Program Within IHE

		HEOA - Title II 2017 - 2018 Academic Year					Statewide			
Institution Name Institution Code State		UNIVERSITY CENTRAL ARKANSAS 6012 Arkansas								
Assessment Information¹		Group	Number Taking Assessment	Number Passing Assessment	Institutional Pass Rate	Institutional Average Scaled Score	Assessment Cut Score²	Number Taking Assessment	Number Passing Assessment	Statewide Pass Rate
PHYSICAL ED CONTENT AND DESIGN (5095) <i>Test Company: ETS</i> <i>Score Range: 100-200</i>	All enrolled students who have completed all nonclinical courses, 2017-18									
	Other enrolled students, 2017-18									
	All program completers, 2017-18									
	All program completers, 2016-17							2		
	All program completers, 2015-16		1				169	5		
PHYSICAL SCIENCE CONTENT KNOWLEDGE (0481) <i>Test Company: ETS</i> <i>Score Range: 100-200</i>	All enrolled students who have completed all nonclinical courses, 2017-18									
	Other enrolled students, 2017-18									
	All program completers, 2017-18									
	All program completers, 2016-17							1		
	All program completers, 2015-16		3				145	11	11	100%
PHYSICS CONTENT KNOWLEDGE (5265) <i>Test Company: ETS</i> <i>Score Range: 100-200</i>	All enrolled students who have completed all nonclinical courses, 2017-18									
	Other enrolled students, 2017-18							1		
	All program completers, 2017-18							3		
	All program completers, 2016-17		1				135	2		
	All program completers, 2015-16									
PRAXIS I MATHEMATICS (DISCONTINUED) (0730) <i>Test Company: ETS</i> <i>Score Range: 150-190</i>	All enrolled students who have completed all nonclinical courses, 2017-18							1		
	Other enrolled students, 2017-18							4		
	All program completers, 2017-18		1				171	4		
	All program completers, 2016-17		12	12	100%	178	171	40	40	100%
	All program completers, 2015-16		36	35	97%	180	171	111	109	98%


Single Assessment Institution-Level Pass Rate Data: Alternative Teacher Preparation Program Within IHE

		HEOA - Title II 2017 - 2018 Academic Year					Statewide				
Institution Name		UNIVERSITY CENTRAL ARKANSAS					Number Taking Assessment		Number Passing Assessment		Statewide Pass Rate
Institution Code		6012					Number Taking Assessment		Number Passing Assessment		Statewide Pass Rate
State		Arkansas					Number Taking Assessment		Number Passing Assessment		Statewide Pass Rate
Assessment Information¹		Group	Number Taking Assessment	Number Passing Assessment	Institutional Pass Rate	Institutional Average Scaled Score	Assessment Cut Score²	Number Taking Assessment	Number Passing Assessment	Statewide Pass Rate	
PRAXIS I READING (DISCONTINUED) (0710) Test Company: ETS Score Range: 150-190	All enrolled students who have completed all nonclinical courses, 2017-18							1			
	Other enrolled students, 2017-18							2			
	All program completers, 2017-18							3			
	All program completers, 2016-17	11	11	100%	177	172	34	34	100%		
	All program completers, 2015-16	37	37	100%	181	172	105	105	100%		
PRAXIS I WRITING (DISCONTINUED) (0720) Test Company: ETS Score Range: 150-190	All enrolled students who have completed all nonclinical courses, 2017-18							1			
	Other enrolled students, 2017-18	1				173	5				
	All program completers, 2017-18						2				
	All program completers, 2016-17	12	12	100%	175	173	35	35	100%		
	All program completers, 2015-16	40	40	100%	177	173	109	109	100%		
PRINC LEARNING AND TEACHING 5-9 (5623) Test Company: ETS Score Range: 100-200	All enrolled students who have completed all nonclinical courses, 2017-18							9			
	Other enrolled students, 2017-18	11	11	100%	177	160	37	30	81%		
	All program completers, 2017-18	28	28	100%	178	160	88	87	99%		
	All program completers, 2016-17	36	36	100%	180	160	91	91	100%		
	All program completers, 2015-16	39	39	100%	176	160	96	96	100%		
PRINC LEARNING AND TEACHING 7-12 (5624) Test Company: ETS Score Range: 100-200	All enrolled students who have completed all nonclinical courses, 2017-18							12	12	100%	
	Other enrolled students, 2017-18	16	16	100%	178	157	63	56	89%		
	All program completers, 2017-18	37	37	100%	178	157	135	134	99%		
	All program completers, 2016-17	46	46	100%	176	157	166	166	100%		
	All program completers, 2015-16	40	40	100%	179	157	134	134	100%		

Single Assessment Institution-Level Pass Rate Data: Alternative Teacher Preparation Program Within IHE


		HEOA - Title II 2017 - 2018 Academic Year					Statewide				
Institution Name		UNIVERSITY CENTRAL ARKANSAS					Number Taking Assessment		Number Passing Assessment		Statewide Pass Rate
Institution Code		6012									
State		Arkansas									
Assessment Information¹		Group	Number Taking Assessment	Number Passing Assessment	Institutional Pass Rate	Institutional Average Scaled Score	Assessment Cut Score²	Number Taking Assessment	Number Passing Assessment	Statewide Pass Rate	
PRINC LEARNING AND TEACHING EARLY CHILD (5621) Test Company: ETS Score Range: 100-200	All enrolled students who have completed all nonclinical courses, 2017-18										
	Other enrolled students, 2017-18						3				
	All program completers, 2017-18		3				157	10	10	100%	
	All program completers, 2016-17		1				157	6			
	All program completers, 2015-16		19	19	100%	170	157	43	42	98%	
PRINC LEARNING AND TEACHING K-6 (5622) Test Company: ETS Score Range: 100-200	All enrolled students who have completed all nonclinical courses, 2017-18						2				
	Other enrolled students, 2017-18		5				160	39	34	87%	
	All program completers, 2017-18		10	10	100%	173	160	54	53	98%	
	All program completers, 2016-17		3				160	21	21	100%	
	All program completers, 2015-16		3				160	5			
SE CORE KNOWLEDGE & APPLICATIONS (5354) Test Company: ETS Score Range: 100-200	All enrolled students who have completed all nonclinical courses, 2017-18										
	Other enrolled students, 2017-18		11	11	100%	174	151	83	82	99%	
	All program completers, 2017-18							21	21	100%	
	All program completers, 2016-17							1			
	All program completers, 2015-16										
SOCIAL STUDIES CONTENT & INTERPRETATION (5086) Test Company: ETS Score Range: 100-200	All enrolled students who have completed all nonclinical courses, 2017-18						8				
	Other enrolled students, 2017-18		4				153	26	19	73%	
	All program completers, 2017-18		7				153	32	31	97%	
	All program completers, 2016-17		7				153	24	23	96%	
	All program completers, 2015-16		5				153	22	21	95%	

Single Assessment Institution-Level Pass Rate Data: Alternative Teacher Preparation Program Within IHE

	HEOA - Title II 2017 - 2018 Academic Year
	Institution Name UNIVERSITY CENTRAL ARKANSAS
	Institution Code 6012
	State Arkansas

Assessment Information ¹	Group	Number Taking Assessment	Number Passing Assessment	Institutional Pass Rate	Institutional Average Scaled Score	Assessment Cut Score ²	Statewide		
							Number Taking Assessment	Number Passing Assessment	Statewide Pass Rate
SPANISH WORLD LANGUAGE (5195) Test Company: ETS Score Range: 100-200	All enrolled students who have completed all nonclinical courses, 2017-18								
	Other enrolled students, 2017-18	1				168	2		
	All program completers, 2017-18	1				168	3		
	All program completers, 2016-17	4				168	6		
	All program completers, 2015-16								
SPEECH COMMUNICATION: CK (5221) Test Company: ETS Score Range: 100-200	All enrolled students who have completed all nonclinical courses, 2017-18								
	Other enrolled students, 2017-18						4		
	All program completers, 2017-18						2		
	All program completers, 2016-17	1				141	4		
	All program completers, 2015-16	2				141	5		
THEATRE (5641) Test Company: ETS Score Range: 100-200	All enrolled students who have completed all nonclinical courses, 2017-18								
	Other enrolled students, 2017-18	1				154	2		
	All program completers, 2017-18						1		
	All program completers, 2016-17						1		
	All program completers, 2015-16	2				154	3		
WORLD LANGUAGE PEDAGOGY (5841) Test Company: ETS Score Range: 100-200	All enrolled students who have completed all nonclinical courses, 2017-18								
	Other enrolled students, 2017-18	1				158	1		
	All program completers, 2017-18	1				158	3		
	All program completers, 2016-17	4				158	7		
	All program completers, 2015-16						1		

Single Assessment Institution-Level Pass Rate Data: *Alternative Teacher Preparation Program Within IHE*

	HEOA - Title II 2017 - 2018 Academic Year
	Institution Name UNIVERSITY CENTRAL ARKANSAS
	Institution Code 6012
	State Arkansas

<i>Assessment Information</i> ¹	<i>Group</i>	<i>Number Taking Assessment</i>	<i>Number Passing Assessment</i>	<i>Institutional Pass Rate</i>	<i>Institutional Average Scaled Score</i>	<i>Assessment Cut Score</i> ²	Statewide		
							<i>Number Taking Assessment</i>	<i>Number Passing Assessment</i>	<i>Statewide Pass Rate</i>
FOUNDATIONS OF READING (ESP0090) Test Company: E.S. Pearson* Score Range: 100-300	All enrolled students who have completed all nonclinical courses, 2017-18								
	Other enrolled students, 2017-18						1		
	All program completers, 2017-18						3		
	All program completers, 2016-17								
	All program completers, 2015-16								

Note: In cases where there are less than ten students taking the assessment or license/certificate, the number passing and pass rate are not reported.

¹Tests with multiple delivery options (computer, paper, etc.) will be noted with the assessment code for one format only.

²Cut scores may vary for groups depending upon when the cut scores are established by the state and when each group completed their teacher certification or licensure assessment.

*Questions regarding tests listed by this testing company must be addressed to your state Title II Coordinator.

Single Assessment Institution-Level Pass Rate Data: *Alternative Teacher Preparation Program Within IHE*

February 1, 2019

Statewide Average Scaled Score
168
155
157
156
157
161

Single Assessment Institution-Level Pass Rate Data: *Alternative Teacher Preparation Program Within IHE*

February 1, 2019

Statewide Average Scaled Score
167
160
169
169
167
183
181
186
187
187
171
168
171
173
173
174

Single Assessment Institution-Level Pass Rate Data: *Alternative Teacher Preparation Program Within IHE*

February 1, 2019

Statewide Average Scaled Score
169
177
173
168
178

Single Assessment Institution-Level Pass Rate Data: *Alternative Teacher Preparation Program Within IHE*

February 1, 2019

Statewide Average Scaled Score
170
167
168
171
170
166
166
171
169
163
166
169
181

Single Assessment Institution-Level Pass Rate Data: *Alternative Teacher Preparation Program Within IHE*

February 1, 2019

Statewide Average Scaled Score
159
158
165
163
180

Single Assessment Institution-Level Pass Rate Data: *Alternative Teacher Preparation Program Within IHE*

February 1, 2019

Statewide Average Scaled Score
151
163
168
163
169
168
169
167
171
171
169
174

Single Assessment Institution-Level Pass Rate Data: *Alternative Teacher Preparation Program Within IHE*

February 1, 2019

Statewide Average Scaled Score
154
154
157

Single Assessment Institution-Level Pass Rate Data: *Alternative Teacher Preparation Program Within IHE*

February 1, 2019

Statewide Average Scaled Score
167
178
180

Single Assessment Institution-Level Pass Rate Data: *Alternative Teacher Preparation Program Within IHE*

February 1, 2019

Statewide Average Scaled Score
179
180
176
177
171
176
176
176
176
176
173
175
175
175

Single Assessment Institution-Level Pass Rate Data: *Alternative Teacher Preparation Program Within IHE*

February 1, 2019

Statewide Average Scaled Score
169
168
172
173
175
167
169
155
167
161
165

Single Assessment Institution-Level Pass Rate Data: *Alternative Teacher Preparation Program Within IHE*

February 1, 2019

Statewide Average Scaled Score