

Single Assessment Institution-Level Pass Rate Data: Traditional Teacher Preparation Program Within IHE




**HEOA - Title II
2016 - 2017 Academic Year**

Institution Name	UNIVERSITY CENTRAL ARKANSAS
Institution Code	6012
State	Arkansas

February 5, 2018

Assessment Information ¹	Group	Number Taking Assessment	Number Passing Assessment	Institutional Pass Rate	Institutional Average Scaled Score	Assessment Cut Score ²	Statewide				
							Number Taking Assessment	Number Passing Assessment	Statewide Pass Rate	Statewide Average Scaled Score	
AGRICULTURE (DISCONTINUED) (0700) Test Company: ETS Score Range: 250-990	All enrolled students who have completed all nonclinical courses, 2016-17										
	Other enrolled students, 2016-17										
	All program completers, 2016-17										
	All program completers, 2015-16										
	All program completers, 2014-15							5			
AGRICULTURE (5701) Test Company: ETS Score Range: 100-200	All enrolled students who have completed all nonclinical courses, 2016-17						3				
	Other enrolled students, 2016-17						11	10	91%	164	
	All program completers, 2016-17						26	25	96%	169	
	All program completers, 2015-16						17	17	100%	166	
	All program completers, 2014-15										
ART CONTENT AND ANALYSIS (5135) Test Company: ETS Score Range: 100-200	All enrolled students who have completed all nonclinical courses, 2016-17						1				
	Other enrolled students, 2016-17										
	All program completers, 2016-17	3				161	24	23	96%	169	
	All program completers, 2015-16	2				161	26	25	96%	171	
	All program completers, 2014-15	2				161	24	22	92%	169	
ART CONTENT KNOWLEDGE (5134) Test Company: ETS Score Range: 100-200	All enrolled students who have completed all nonclinical courses, 2016-17						8				
	Other enrolled students, 2016-17	3				158	8				
	All program completers, 2016-17	4				158	11	6	55%	162	
	All program completers, 2015-16										
	All program completers, 2014-15										


Single Assessment Institution-Level Pass Rate Data: Traditional Teacher Preparation Program Within IHE

	HEOA - Title II 2016 - 2017 Academic Year
	Institution Name UNIVERSITY CENTRAL ARKANSAS
	Institution Code 6012
	State Arkansas

February 5, 2018

Assessment Information ¹	Group	Number Taking Assessment	Number Passing Assessment	Institutional Pass Rate	Institutional Average Scaled Score	Assessment Cut Score ²	Statewide			
							Number Taking Assessment	Number Passing Assessment	Statewide Pass Rate	Statewide Average Scaled Score
BIOLOGY CONTENT KNOWLEDGE (0235) Test Company: ETS Score Range: 100-200	All enrolled students who have completed all nonclinical courses, 2016-17						4			
	Other enrolled students, 2016-17	1				142	9			
	All program completers, 2016-17	2				142	20	19	95%	166
	All program completers, 2015-16	4				142	27	27	100%	165
	All program completers, 2014-15	4				142	20	20	100%	168
BUSINESS ED CONTENT KNOWLEDGE (5101) Test Company: ETS Score Range: 100-200	All enrolled students who have completed all nonclinical courses, 2016-17						3			
	Other enrolled students, 2016-17						3			
	All program completers, 2016-17						13	13	100%	173
	All program completers, 2015-16						13	13	100%	168
	All program completers, 2014-15						12	12	100%	171
CHEMISTRY CONTENT KNOWLEDGE (0245) Test Company: ETS Score Range: 100-200	All enrolled students who have completed all nonclinical courses, 2016-17						2			
	Other enrolled students, 2016-17									
	All program completers, 2016-17	1				150	5			
	All program completers, 2015-16						1			
	All program completers, 2014-15									
COMPUTER SCIENCE (5651) Test Company: ETS Score Range: 100-200	All enrolled students who have completed all nonclinical courses, 2016-17						1			
	Other enrolled students, 2016-17						3			
	All program completers, 2016-17									
	All program completers, 2015-16									
	All program completers, 2014-15									

Single Assessment Institution-Level Pass Rate Data: Traditional Teacher Preparation Program Within IHE

	HEOA - Title II 2016 - 2017 Academic Year
	Institution Name UNIVERSITY CENTRAL ARKANSAS
	Institution Code 6012
	State Arkansas

February 5, 2018

Assessment Information ¹	Group	Number Taking Assessment	Number Passing Assessment	Institutional Pass Rate	Institutional Average Scaled Score	Assessment Cut Score ²	Statewide			
							Number Taking Assessment	Number Passing Assessment	Statewide Pass Rate	Statewide Average Scaled Score
CORE ACADEMIC SKILLS FOR ED: MATH (5732) <i>Test Company: ETS</i> <i>Score Range: 100-200</i>	All enrolled students who have completed all nonclinical courses, 2016-17	52	52	100%	160	150	299	295	99%	163
	Other enrolled students, 2016-17	136	136	100%	164	150	1035	948	92%	162
	All program completers, 2016-17	112	112	100%	165	150	956	951	99%	165
	All program completers, 2015-16	55	55	100%	168	150	694	690	99%	168
	All program completers, 2014-15	10	10	100%	169	150	176	176	100%	172
CORE ACADEMIC SKILLS FOR ED: READING (5712) <i>Test Company: ETS</i> <i>Score Range: 100-200</i>	All enrolled students who have completed all nonclinical courses, 2016-17	50	50	100%	175	156	298	297	100%	176
	Other enrolled students, 2016-17	133	133	100%	178	156	1028	1008	98%	176
	All program completers, 2016-17	110	110	100%	179	156	952	951	100%	179
	All program completers, 2015-16	57	57	100%	183	156	705	705	100%	181
	All program completers, 2014-15	10	10	100%	184	156	183	183	100%	185
CORE ACADEMIC SKILLS FOR ED: WRITING (5722) <i>Test Company: ETS</i> <i>Score Range: 100-200</i>	All enrolled students who have completed all nonclinical courses, 2016-17	71	71	100%	170	162	387	381	98%	169
	Other enrolled students, 2016-17	215	215	100%	171	162	1471	1393	95%	169
	All program completers, 2016-17	143	143	100%	172	162	1165	1164	100%	171
	All program completers, 2015-16	62	62	100%	172	162	745	744	100%	171
	All program completers, 2014-15	10	10	100%	173	162	193	192	99%	172
EARLY CHILDHOOD CONTENT KNOWLEDGE (5022) <i>Test Company: ETS</i> <i>Score Range: 100-200</i>	All enrolled students who have completed all nonclinical courses, 2016-17						7			
	Other enrolled students, 2016-17						11	11	100%	172
	All program completers, 2016-17						287	287	100%	178
	All program completers, 2015-16	52	52	100%	178	157	585	585	100%	178
	All program completers, 2014-15	92	92	100%	180	157	733	733	100%	178

Single Assessment Institution-Level Pass Rate Data: Traditional Teacher Preparation Program Within IHE




**HEOA - Title II
2016 - 2017 Academic Year**

Institution Name	UNIVERSITY CENTRAL ARKANSAS
Institution Code	6012
State	Arkansas

February 5, 2018

Assessment Information ¹	Group	Number Taking Assessment	Number Passing Assessment	Institutional Pass Rate	Institutional Average Scaled Score	Assessment Cut Score ²	Statewide				
							Number Taking Assessment	Number Passing Assessment	Statewide Pass Rate	Statewide Average Scaled Score	
EARLY CHILDHOOD EDUCATION (5025) Test Company: ETS Score Range: 100-200	All enrolled students who have completed all nonclinical courses, 2016-17						4				
	Other enrolled students, 2016-17						7				
	All program completers, 2016-17						26	26	100%	179	
	All program completers, 2015-16										
	All program completers, 2014-15										
EARTH AND SPACE SCIENCES - CK (5571) Test Company: ETS Score Range: 100-200	All enrolled students who have completed all nonclinical courses, 2016-17										
	Other enrolled students, 2016-17										
	All program completers, 2016-17										
	All program completers, 2015-16		1			145	4				
	All program completers, 2014-15		4			145	8				
EDUCATION OF YOUNG CHILDREN (5024) Test Company: ETS Score Range: 100-200	All enrolled students who have completed all nonclinical courses, 2016-17										
	Other enrolled students, 2016-17										
	All program completers, 2016-17						3				
	All program completers, 2015-16										
	All program completers, 2014-15										
ELEM ED MULTI SUBJ MATHEMATICS (DISC) (5033) Test Company: ETS Score Range: 100-200	All enrolled students who have completed all nonclinical courses, 2016-17										
	Other enrolled students, 2016-17										
	All program completers, 2016-17						1				
	All program completers, 2015-16						6				
	All program completers, 2014-15						2				

Single Assessment Institution-Level Pass Rate Data: Traditional Teacher Preparation Program Within IHE

	HEOA - Title II 2016 - 2017 Academic Year
	Institution Name UNIVERSITY CENTRAL ARKANSAS
	Institution Code 6012
	State Arkansas

February 5, 2018

Assessment Information ¹	Group	Number Taking Assessment	Number Passing Assessment	Institutional Pass Rate	Institutional Average Scaled Score	Assessment Cut Score ²	Statewide			
							Number Taking Assessment	Number Passing Assessment	Statewide Pass Rate	Statewide Average Scaled Score
ELEM ED MULTI SUBJ MATHEMATICS (5003) Test Company: ETS Score Range: 100-200	All enrolled students who have completed all nonclinical courses, 2016-17	42	34	81%	167	157	140	124	89%	173
	Other enrolled students, 2016-17	22	18	82%	170	157	138	119	86%	173
	All program completers, 2016-17	65	65	100%	175	157	281	280	100%	175
	All program completers, 2015-16	10	10	100%	176	157	31	31	100%	172
	All program completers, 2014-15									
ELEM ED MULTI SUBJ READING LANG ARTS (DISC) (5032) Test Company: ETS Score Range: 100-200	All enrolled students who have completed all nonclinical courses, 2016-17									
	Other enrolled students, 2016-17									
	All program completers, 2016-17						1			
	All program completers, 2015-16						6			
	All program completers, 2014-15						2			
ELEM ED MULTI SUBJ READING LANG ARTS (5002) Test Company: ETS Score Range: 100-200	All enrolled students who have completed all nonclinical courses, 2016-17	42	37	88%	170	157	140	119	85%	168
	Other enrolled students, 2016-17	22	18	82%	166	157	133	117	88%	169
	All program completers, 2016-17	65	65	100%	173	157	281	276	98%	171
	All program completers, 2015-16	10	10	100%	173	157	26	26	100%	169
	All program completers, 2014-15									
ELEM ED MULTI SUBJ SCIENCES (DISC) (5035) Test Company: ETS Score Range: 100-200	All enrolled students who have completed all nonclinical courses, 2016-17									
	Other enrolled students, 2016-17									
	All program completers, 2016-17						1			
	All program completers, 2015-16						6			
	All program completers, 2014-15						2			

Single Assessment Institution-Level Pass Rate Data: Traditional Teacher Preparation Program Within IHE



**HEOA - Title II
2016 - 2017 Academic Year**

Institution Name	UNIVERSITY CENTRAL ARKANSAS
Institution Code	6012
State	Arkansas

February 5, 2018

Assessment Information ¹	Group	Number Taking Assessment	Number Passing Assessment	Institutional Pass Rate	Institutional Average Scaled Score	Assessment Cut Score ²	Statewide			
							Number Taking Assessment	Number Passing Assessment	Statewide Pass Rate	Statewide Average Scaled Score
ELEM ED MULTI SUBJ SCIENCES (5005) Test Company: ETS Score Range: 100-200	All enrolled students who have completed all nonclinical courses, 2016-17	42	31	74%	165	159	140	108	77%	165
	Other enrolled students, 2016-17	22	17	77%	169	159	130	103	79%	167
	All program completers, 2016-17	65	62	95%	170	159	281	262	93%	169
	All program completers, 2015-16	10	10	100%	170	159	28	28	100%	170
	All program completers, 2014-15						1			
ELEM ED MULTI SUBJ SOCIAL STUDIES (DISC) (5034) Test Company: ETS Score Range: 100-200	All enrolled students who have completed all nonclinical courses, 2016-17									
	Other enrolled students, 2016-17									
	All program completers, 2016-17						1			
	All program completers, 2015-16						6			
	All program completers, 2014-15						2			
ELEM ED MULTI SUBJ SOCIAL STUDIES (5004) Test Company: ETS Score Range: 100-200	All enrolled students who have completed all nonclinical courses, 2016-17	42	28	67%	160	155	139	97	70%	159
	Other enrolled students, 2016-17	22	13	59%	158	155	133	100	75%	163
	All program completers, 2016-17	65	59	91%	163	155	280	247	88%	163
	All program completers, 2015-16	10	10	100%	170	155	30	30	100%	167
	All program completers, 2014-15						1			
ENG LANG LIT COMP CONTENT & ANALYSIS (DISC) (5044) Test Company: ETS Score Range: 100-200	All enrolled students who have completed all nonclinical courses, 2016-17									
	Other enrolled students, 2016-17						1			
	All program completers, 2016-17									
	All program completers, 2015-16						3			
	All program completers, 2014-15	3					166	44	44	100%

Single Assessment Institution-Level Pass Rate Data: Traditional Teacher Preparation Program Within IHE




**HEOA - Title II
2016 - 2017 Academic Year**

Institution Name	UNIVERSITY CENTRAL ARKANSAS
Institution Code	6012
State	Arkansas

February 5, 2018

Assessment Information ¹	Group	Number Taking Assessment	Number Passing Assessment	Institutional Pass Rate	Institutional Average Scaled Score	Assessment Cut Score ²	Statewide			
							Number Taking Assessment	Number Passing Assessment	Statewide Pass Rate	Statewide Average Scaled Score
ENG LANG LIT COMP PEDAGOGY (DISCONTINUED (0043)) Test Company: ETS Score Range: 100-200	All enrolled students who have completed all nonclinical courses, 2016-17									
	Other enrolled students, 2016-17									
	All program completers, 2016-17									
	All program completers, 2015-16									
	All program completers, 2014-15						1			
ENGLISH LANGUAGE ARTS: CONTENT AND ANALYSIS (5039) Test Company: ETS Score Range: 100-200	All enrolled students who have completed all nonclinical courses, 2016-17						13	9	69%	171
	Other enrolled students, 2016-17	2				168	22	18	82%	174
	All program completers, 2016-17	9				168	70	67	96%	176
	All program completers, 2015-16	6				168	60	60	100%	177
	All program completers, 2014-15	2				168	23	21	91%	175
FAMILY AND CONSUMER SCIENCES (DISCONTINUED 2) (5121) Test Company: ETS Score Range: 100-200	All enrolled students who have completed all nonclinical courses, 2016-17									
	Other enrolled students, 2016-17									
	All program completers, 2016-17									
	All program completers, 2015-16	2				153	8			
	All program completers, 2014-15	9				153	22	22	100%	165
FAMILY AND CONSUMER SCIENCES (5122) Test Company: ETS Score Range: 100-200	All enrolled students who have completed all nonclinical courses, 2016-17	1				153	2			
	Other enrolled students, 2016-17	2				153	4			
	All program completers, 2016-17	12	12	100%	164	153	22	22	100%	163
	All program completers, 2015-16	2				153	4			
	All program completers, 2014-15									

Single Assessment Institution-Level Pass Rate Data: Traditional Teacher Preparation Program Within IHE

	HEOA - Title II 2016 - 2017 Academic Year
	Institution Name
	Institution Code
	State

UNIVERSITY CENTRAL ARKANSAS
6012
Arkansas

February 5, 2018

Assessment Information ¹	Group	Number Taking Assessment	Number Passing Assessment	Institutional Pass Rate	Institutional Average Scaled Score	Assessment Cut Score ²	Statewide			
							Number Taking Assessment	Number Passing Assessment	Statewide Pass Rate	Statewide Average Scaled Score
FRENCH WORLD LANGUAGE (5174) Test Company: ETS Score Range: 100-200	All enrolled students who have completed all nonclinical courses, 2016-17									
	Other enrolled students, 2016-17									
	All program completers, 2016-17						2			
	All program completers, 2015-16						4			
	All program completers, 2014-15									
GERMAN WORLD LANGUAGE (5183) Test Company: ETS Score Range: 100-200	All enrolled students who have completed all nonclinical courses, 2016-17									
	Other enrolled students, 2016-17									
	All program completers, 2016-17									
	All program completers, 2015-16						1			
	All program completers, 2014-15									
HEALTH AND PE (DISC) (5856) Test Company: ETS Score Range: 100-200	All enrolled students who have completed all nonclinical courses, 2016-17									
	Other enrolled students, 2016-17									
	All program completers, 2016-17						2			
	All program completers, 2015-16						9			
	All program completers, 2014-15	7				144	67	66	99%	161
HEALTH AND PE (5857) Test Company: ETS Score Range: 100-200	All enrolled students who have completed all nonclinical courses, 2016-17	1				155	23	20	87%	163
	Other enrolled students, 2016-17	1				155	48	44	92%	164
	All program completers, 2016-17	12	12	100%	167	155	171	162	95%	165
	All program completers, 2015-16	16	16	100%	169	155	143	143	100%	165
	All program completers, 2014-15	6				155	96	96	100%	165

Single Assessment Institution-Level Pass Rate Data: Traditional Teacher Preparation Program Within IHE



**HEOA - Title II
2016 - 2017 Academic Year**

Institution Name	UNIVERSITY CENTRAL ARKANSAS
Institution Code	6012
State	Arkansas

February 5, 2018

Assessment Information ¹	Group	Number Taking Assessment	Number Passing Assessment	Institutional Pass Rate	Institutional Average Scaled Score	Assessment Cut Score ²	Statewide			
							Number Taking Assessment	Number Passing Assessment	Statewide Pass Rate	Statewide Average Scaled Score
INTERDIS EARLY CHILD EDUCATION (5023) Test Company: ETS Score Range: 100-200	All enrolled students who have completed all nonclinical courses, 2016-17									
	Other enrolled students, 2016-17									
	All program completers, 2016-17						3			
	All program completers, 2015-16									
	All program completers, 2014-15									
MATH PROOFS MODELS PROBLEMS PART 1 (DISC) (0063) Test Company: ETS Score Range: 100-200	All enrolled students who have completed all nonclinical courses, 2016-17									
	Other enrolled students, 2016-17									
	All program completers, 2016-17									
	All program completers, 2015-16									
	All program completers, 2014-15						16	16	100%	172
MATHEMATICS CONTENT KNOWLEDGE (DISC) (0061) Test Company: ETS Score Range: 100-200	All enrolled students who have completed all nonclinical courses, 2016-17									
	Other enrolled students, 2016-17									
	All program completers, 2016-17									
	All program completers, 2015-16									
	All program completers, 2014-15						16	16	100%	154
MATHEMATICS CONTENT KNOWLEDGE (5161) Test Company: ETS Score Range: 100-200	All enrolled students who have completed all nonclinical courses, 2016-17						8			
	Other enrolled students, 2016-17	1				160	18	7	39%	149
	All program completers, 2016-17	5				160	39	36	92%	168
	All program completers, 2015-16	6				160	52	49	94%	166
	All program completers, 2014-15	3				160	19	18	95%	165

Single Assessment Institution-Level Pass Rate Data: Traditional Teacher Preparation Program Within IHE



**HEOA - Title II
2016 - 2017 Academic Year**

Institution Name	UNIVERSITY CENTRAL ARKANSAS
Institution Code	6012
State	Arkansas

February 5, 2018

Assessment Information ¹	Group	Number Taking Assessment	Number Passing Assessment	Institutional Pass Rate	Institutional Average Scaled Score	Assessment Cut Score ²	Statewide			
							Number Taking Assessment	Number Passing Assessment	Statewide Pass Rate	Statewide Average Scaled Score
MIDDLE SCHOOL ENG LANG ARTS (5047) Test Company: ETS Score Range: 100-200	All enrolled students who have completed all nonclinical courses, 2016-17	6				164	14	11	79%	166
	Other enrolled students, 2016-17	2				164	17	9	53%	163
	All program completers, 2016-17	15	13	87%	170	164	55	44	80%	168
	All program completers, 2015-16	7				164	57	47	82%	168
	All program completers, 2014-15	6				164	69	52	75%	165
MIDDLE SCHOOL MATHEMATICS (5169) Test Company: ETS Score Range: 100-200	All enrolled students who have completed all nonclinical courses, 2016-17	9				165	28	19	68%	167
	Other enrolled students, 2016-17	1				165	34	22	65%	167
	All program completers, 2016-17	19	18	95%	173	165	81	74	91%	171
	All program completers, 2015-16	7				165	81	73	90%	172
	All program completers, 2014-15	9				165	94	83	88%	170
MIDDLE SCHOOL MULTI SUBJ ENG LANG ARTS (5142) Test Company: ETS Score Range: 100-200	All enrolled students who have completed all nonclinical courses, 2016-17									
	Other enrolled students, 2016-17									
	All program completers, 2016-17									
	All program completers, 2015-16						1			
	All program completers, 2014-15						12	12	100%	168
MIDDLE SCHOOL MULTI SUBJ MATHEMATICS (5143) Test Company: ETS Score Range: 100-200	All enrolled students who have completed all nonclinical courses, 2016-17									
	Other enrolled students, 2016-17									
	All program completers, 2016-17									
	All program completers, 2015-16						2			
	All program completers, 2014-15	1				143	5			

Single Assessment Institution-Level Pass Rate Data: Traditional Teacher Preparation Program Within IHE




**HEOA - Title II
2016 - 2017 Academic Year**

Institution Name	UNIVERSITY CENTRAL ARKANSAS
Institution Code	6012
State	Arkansas

February 5, 2018

Assessment Information ¹	Group	Number Taking Assessment	Number Passing Assessment	Institutional Pass Rate	Institutional Average Scaled Score	Assessment Cut Score ²	Statewide			
							Number Taking Assessment	Number Passing Assessment	Statewide Pass Rate	Statewide Average Scaled Score
MIDDLE SCHOOL MULTI SUBJ SCIENCES (5145) Test Company: ETS Score Range: 100-200	All enrolled students who have completed all nonclinical courses, 2016-17									
	Other enrolled students, 2016-17									
	All program completers, 2016-17									
	All program completers, 2015-16						2			
	All program completers, 2014-15	1				143	7			
MIDDLE SCHOOL MULTI SUBJ SOCIAL STUDIES (5144) Test Company: ETS Score Range: 100-200	All enrolled students who have completed all nonclinical courses, 2016-17									
	Other enrolled students, 2016-17									
	All program completers, 2016-17									
	All program completers, 2015-16						1			
	All program completers, 2014-15						7			
MIDDLE SCHOOL SCIENCE (DISCONTINUED) (0439) Test Company: ETS Score Range: 100-200	All enrolled students who have completed all nonclinical courses, 2016-17									
	Other enrolled students, 2016-17									
	All program completers, 2016-17	1				146	1			
	All program completers, 2015-16	1				146	2			
	All program completers, 2014-15	7				146	35	35	100%	163
MIDDLE SCHOOL SCIENCE (5440) Test Company: ETS Score Range: 100-200	All enrolled students who have completed all nonclinical courses, 2016-17	4				150	15	11	73%	153
	Other enrolled students, 2016-17	1				150	25	10	40%	150
	All program completers, 2016-17	15	13	87%	160	150	68	54	79%	154
	All program completers, 2015-16	8				150	83	77	93%	158
	All program completers, 2014-15	2				150	57	46	81%	156


Single Assessment Institution-Level Pass Rate Data: Traditional Teacher Preparation Program Within IHE

	HEOA - Title II 2016 - 2017 Academic Year
	Institution Name UNIVERSITY CENTRAL ARKANSAS
	Institution Code 6012
	State Arkansas

February 5, 2018

Assessment Information ¹	Group	Number Taking Assessment	Number Passing Assessment	Institutional Pass Rate	Institutional Average Scaled Score	Assessment Cut Score ²	Statewide			
							Number Taking Assessment	Number Passing Assessment	Statewide Pass Rate	Statewide Average Scaled Score
MIDDLE SCHOOL SOCIAL STUDIES (5089) Test Company: ETS Score Range: 100-200	All enrolled students who have completed all nonclinical courses, 2016-17	7				149	18	18	100%	168
	Other enrolled students, 2016-17						10	7	70%	158
	All program completers, 2016-17	12	12	100%	161	149	53	47	89%	160
	All program completers, 2015-16	10	10	100%	166	149	61	58	95%	161
	All program completers, 2014-15	6				149	81	69	85%	159
MUSIC CONTENT & INSTRUCTION (5114) Test Company: ETS Score Range: 100-200	All enrolled students who have completed all nonclinical courses, 2016-17									
	Other enrolled students, 2016-17									
	All program completers, 2016-17									
	All program completers, 2015-16	1				162	1			
	All program completers, 2014-15	2				162	20	20	100%	169
MUSIC CONTENT KNOWLEDGE (0113) Test Company: ETS Score Range: 100-200	All enrolled students who have completed all nonclinical courses, 2016-17	4				157	18	16	89%	163
	Other enrolled students, 2016-17	3				157	21	21	100%	169
	All program completers, 2016-17	14	14	100%	168	157	92	86	93%	168
	All program completers, 2015-16	11	11	100%	172	157	94	91	97%	167
	All program completers, 2014-15	14	14	100%	167	157	104	104	100%	169
PHYSICAL ED CONTENT AND DESIGN (5095) Test Company: ETS Score Range: 100-200	All enrolled students who have completed all nonclinical courses, 2016-17									
	Other enrolled students, 2016-17	1				169	3			
	All program completers, 2016-17						3			
	All program completers, 2015-16						9			
	All program completers, 2014-15	7				169	66	64	97%	173


Single Assessment Institution-Level Pass Rate Data: Traditional Teacher Preparation Program Within IHE

	HEOA - Title II 2016 - 2017 Academic Year
	Institution Name UNIVERSITY CENTRAL ARKANSAS
	Institution Code 6012
	State Arkansas

February 5, 2018

Assessment Information ¹	Group	Number Taking Assessment	Number Passing Assessment	Institutional Pass Rate	Institutional Average Scaled Score	Assessment Cut Score ²	Statewide				
							Number Taking Assessment	Number Passing Assessment	Statewide Pass Rate	Statewide Average Scaled Score	
PHYSICAL SCIENCE CONTENT KNOWLEDGE (0481) Test Company: ETS Score Range: 100-200	All enrolled students who have completed all nonclinical courses, 2016-17										
	Other enrolled students, 2016-17										
	All program completers, 2016-17										
	All program completers, 2015-16	1				145	3				
	All program completers, 2014-15						13	13	100%	171	
PHYSICS CONTENT KNOWLEDGE (5265) Test Company: ETS Score Range: 100-200	All enrolled students who have completed all nonclinical courses, 2016-17										
	Other enrolled students, 2016-17						1				
	All program completers, 2016-17	1				135	7				
	All program completers, 2015-16	1				135	3				
	All program completers, 2014-15										
PRAXIS I MATHEMATICS (DISCONTINUED) (0730) Test Company: ETS Score Range: 150-190	All enrolled students who have completed all nonclinical courses, 2016-17						7				
	Other enrolled students, 2016-17	1				171	36	36	100%	179	
	All program completers, 2016-17	16	16	100%	180	171	107	107	100%	180	
	All program completers, 2015-16	80	80	100%	179	171	576	575	100%	179	
	All program completers, 2014-15	153	153	100%	179	171	1320	1319	100%	179	
PRAXIS I READING (DISCONTINUED) (0710) Test Company: ETS Score Range: 150-190	All enrolled students who have completed all nonclinical courses, 2016-17						5				
	Other enrolled students, 2016-17	1				172	33	33	100%	178	
	All program completers, 2016-17	17	17	100%	179	172	106	106	100%	179	
	All program completers, 2015-16	79	79	100%	179	172	562	561	100%	179	
	All program completers, 2014-15	153	153	100%	179	172	1313	1313	100%	179	


Single Assessment Institution-Level Pass Rate Data: Traditional Teacher Preparation Program Within IHE

	HEOA - Title II 2016 - 2017 Academic Year
	Institution Name UNIVERSITY CENTRAL ARKANSAS
	Institution Code 6012
	State Arkansas

February 5, 2018

Assessment Information ¹	Group	Number Taking Assessment	Number Passing Assessment	Institutional Pass Rate	Institutional Average Scaled Score	Assessment Cut Score ²	Statewide			
							Number Taking Assessment	Number Passing Assessment	Statewide Pass Rate	Statewide Average Scaled Score
PRAXIS I WRITING (DISCONTINUED) (0720) Test Company: ETS Score Range: 150-190	All enrolled students who have completed all nonclinical courses, 2016-17						4			
	Other enrolled students, 2016-17	2				173	39	38	97%	176
	All program completers, 2016-17	14	13	93%	176	173	98	96	98%	177
	All program completers, 2015-16	80	80	100%	177	173	552	550	100%	176
	All program completers, 2014-15	153	153	100%	176	173	1310	1309	100%	176
PRINC LEARNING AND TEACHING 5-9 (5623) Test Company: ETS Score Range: 100-200	All enrolled students who have completed all nonclinical courses, 2016-17						13	13	100%	174
	Other enrolled students, 2016-17						14	12	86%	169
	All program completers, 2016-17	47	47	100%	176	160	163	160	98%	174
	All program completers, 2015-16	37	37	100%	175	160	158	158	100%	176
	All program completers, 2014-15	21	21	100%	174	160	163	159	98%	175
PRINC LEARNING AND TEACHING 7-12 (5624) Test Company: ETS Score Range: 100-200	All enrolled students who have completed all nonclinical courses, 2016-17						49	45	92%	169
	Other enrolled students, 2016-17	4				157	69	62	90%	171
	All program completers, 2016-17	43	43	100%	176	157	464	455	98%	173
	All program completers, 2015-16	36	36	100%	175	157	455	448	98%	173
	All program completers, 2014-15	42	42	100%	175	157	421	418	99%	173
PRINC LEARNING AND TEACHING EARLY CHILD (5621) Test Company: ETS Score Range: 100-200	All enrolled students who have completed all nonclinical courses, 2016-17						9			
	Other enrolled students, 2016-17						15	11	73%	160
	All program completers, 2016-17	1				157	310	305	98%	171
	All program completers, 2015-16	50	50	100%	170	157	573	566	99%	170
	All program completers, 2014-15	93	93	100%	171	157	730	722	99%	170


Single Assessment Institution-Level Pass Rate Data: Traditional Teacher Preparation Program Within IHE

	HEOA - Title II 2016 - 2017 Academic Year
	Institution Name UNIVERSITY CENTRAL ARKANSAS
	Institution Code 6012
	State Arkansas

February 5, 2018

Assessment Information ¹	Group	Number Taking Assessment	Number Passing Assessment	Institutional Pass Rate	Institutional Average Scaled Score	Assessment Cut Score ²	Statewide			
							Number Taking Assessment	Number Passing Assessment	Statewide Pass Rate	Statewide Average Scaled Score
PRINC LEARNING AND TEACHING K-6 (5622) Test Company: ETS Score Range: 100-200	All enrolled students who have completed all nonclinical courses, 2016-17	9				160	51	46	90%	174
	Other enrolled students, 2016-17						35	34	97%	175
	All program completers, 2016-17	68	68	100%	177	160	323	315	98%	175
	All program completers, 2015-16	10	10	100%	180	160	60	58	97%	173
	All program completers, 2014-15	2				160	34	33	97%	172
SE CORE KNOWLEDGE & APPLICATIONS (5354) Test Company: ETS Score Range: 100-200	All enrolled students who have completed all nonclinical courses, 2016-17	7				151	9			
	Other enrolled students, 2016-17	1				151	2			
	All program completers, 2016-17	3				151	17	17	100%	173
	All program completers, 2015-16						7			
	All program completers, 2014-15						7			
SOCIAL STUDIES CONTENT & INTERPRETATION (5086) Test Company: ETS Score Range: 100-200	All enrolled students who have completed all nonclinical courses, 2016-17						23	21	91%	161
	Other enrolled students, 2016-17	2				153	25	18	72%	158
	All program completers, 2016-17	5				153	62	57	92%	163
	All program completers, 2015-16	4				153	69	66	96%	164
	All program completers, 2014-15	10	10	100%	166	153	79	79	100%	163
SPANISH WORLD LANGUAGE (5195) Test Company: ETS Score Range: 100-200	All enrolled students who have completed all nonclinical courses, 2016-17						1			
	Other enrolled students, 2016-17						6			
	All program completers, 2016-17						9			
	All program completers, 2015-16						10	10	100%	178
	All program completers, 2014-15						9			

Single Assessment Institution-Level Pass Rate Data: Traditional Teacher Preparation Program Within IHE

	HEOA - Title II 2016 - 2017 Academic Year
	Institution Name
	Institution Code
	State

UNIVERSITY CENTRAL ARKANSAS
6012
Arkansas

February 5, 2018

Assessment Information ¹	Group	Number Taking Assessment	Number Passing Assessment	Institutional Pass Rate	Institutional Average Scaled Score	Assessment Cut Score ²	Statewide			
							Number Taking Assessment	Number Passing Assessment	Statewide Pass Rate	Statewide Average Scaled Score
SPEECH COMMUNICATION: CK (5221) Test Company: ETS Score Range: 100-200	All enrolled students who have completed all nonclinical courses, 2016-17									
	Other enrolled students, 2016-17						2			
	All program completers, 2016-17						3			
	All program completers, 2015-16						5			
	All program completers, 2014-15						7			
TECHNOLOGY EDUCATION (5051) Test Company: ETS Score Range: 100-200	All enrolled students who have completed all nonclinical courses, 2016-17									
	Other enrolled students, 2016-17									
	All program completers, 2016-17									
	All program completers, 2015-16						2			
	All program completers, 2014-15						8			
THEATRE (5641) Test Company: ETS Score Range: 100-200	All enrolled students who have completed all nonclinical courses, 2016-17									
	Other enrolled students, 2016-17						1			
	All program completers, 2016-17						2			
	All program completers, 2015-16						5			
	All program completers, 2014-15						7			
WORLD LANGUAGE PEDAGOGY (5841) Test Company: ETS Score Range: 100-200	All enrolled students who have completed all nonclinical courses, 2016-17						1			
	Other enrolled students, 2016-17						5			
	All program completers, 2016-17						11	11	100%	182
	All program completers, 2015-16						13	13	100%	183
	All program completers, 2014-15						9			

Note: In cases where there are less than ten students taking the assessment or license/certificate, the number passing and pass rate are not reported.

¹Tests with multiple delivery options (computer, paper, etc.) will be noted with the assessment code for one format only.

²Cut scores may vary for groups depending upon when the cut scores are established by the state and when each group completed their teacher certification or licensure assessment.