



Single Assessment Institution-Level Pass Rate Data: *Traditional Teacher Preparation Program Within IHE*

		HEOA - Title II 2015 - 2016 Academic Year					Statewide			
Institution Name		UNIVERSITY CENTRAL ARKANSAS								
Institution Code		6012								
State		Arkansas								
Assessment Information¹		Group					Statewide			
		Number Taking Assessment	Number Passing Assessment	Institutional Pass Rate	Institutional Average Scaled Score	Assessment Cut Score²	Number Taking Assessment	Number Passing Assessment	Statewide Pass Rate	
AGRICULTURE (DISCONTINUED) (0700) <i>Test Company: ETS</i> <i>Score Range: 250-990</i>	All enrolled students who have completed all nonclinical courses, 2015-16									
	Other enrolled students, 2015-16									
	All program completers, 2015-16									
	All program completers, 2014-15						5			
	All program completers, 2013-14						19	19	100%	
AGRICULTURE (5701) <i>Test Company: ETS</i> <i>Score Range: 100-200</i>	All enrolled students who have completed all nonclinical courses, 2015-16						8			
	Other enrolled students, 2015-16						6			
	All program completers, 2015-16						17	17	100%	
	All program completers, 2014-15									
	All program completers, 2013-14									
ART CONTENT AND ANALYSIS (5135) <i>Test Company: ETS</i> <i>Score Range: 100-200</i>	All enrolled students who have completed all nonclinical courses, 2015-16	3				161	16	12	75%	
	Other enrolled students, 2015-16	4				161	8			
	All program completers, 2015-16	2				161	26	25	96%	
	All program completers, 2014-15	2				161	24	22	92%	
	All program completers, 2013-14	5				161	36	35	97%	
BIOLOGY CONTENT KNOWLEDGE (0235) <i>Test Company: ETS</i> <i>Score Range: 100-200</i>	All enrolled students who have completed all nonclinical courses, 2015-16						4			
	Other enrolled students, 2015-16						9			
	All program completers, 2015-16	4				142	27	27	100%	
	All program completers, 2014-15	4				142	20	20	100%	
	All program completers, 2013-14	1				142	21	21	100%	


Single Assessment Institution-Level Pass Rate Data: *Traditional Teacher Preparation Program Within IHE*

	HEOA - Title II 2015 - 2016 Academic Year
	Institution Name
	Institution Code
	State


UNIVERSITY CENTRAL ARKANSAS
6012
Arkansas

Assessment Information ¹	Group	Number Taking Assessment	Number Passing Assessment	Institutional Pass Rate	Institutional Average Scaled Score	Assessment Cut Score ²	Statewide		
							Number Taking Assessment	Number Passing Assessment	Statewide Pass Rate
BUSINESS ED CONTENT KNOWLEDGE (5101) Test Company: ETS Score Range: 100-200	All enrolled students who have completed all nonclinical courses, 2015-16						4		
	Other enrolled students, 2015-16						3		
	All program completers, 2015-16						13	13	100%
	All program completers, 2014-15						12	12	100%
	All program completers, 2013-14						23	22	96%
CHEMISTRY CONTENT KNOWLEDGE (0245) Test Company: ETS Score Range: 100-200	All enrolled students who have completed all nonclinical courses, 2015-16						1		
	Other enrolled students, 2015-16						2		
	All program completers, 2015-16						1		
	All program completers, 2014-15								
	All program completers, 2013-14								
CORE ACADEMIC SKILLS FOR ED: MATH (5732) Test Company: ETS Score Range: 100-200	All enrolled students who have completed all nonclinical courses, 2015-16	36	36	100%	166	150	353	339	96%
	Other enrolled students, 2015-16	182	182	100%	163	150	948	912	96%
	All program completers, 2015-16	55	55	100%	168	150	693	689	99%
	All program completers, 2014-15	10	10	100%	169	150	175	175	100%
	All program completers, 2013-14						10	10	100%
CORE ACADEMIC SKILLS FOR ED: READING (5712) Test Company: ETS Score Range: 100-200	All enrolled students who have completed all nonclinical courses, 2015-16	35	35	100%	180	156	356	354	99%
	Other enrolled students, 2015-16	178	178	100%	178	156	949	941	99%
	All program completers, 2015-16	57	57	100%	183	156	704	704	100%
	All program completers, 2014-15	10	10	100%	184	156	181	181	100%
	All program completers, 2013-14						9		


Single Assessment Institution-Level Pass Rate Data: Traditional Teacher Preparation Program Within IHE

		HEOA - Title II 2015 - 2016 Academic Year					Statewide			
Institution Name		UNIVERSITY CENTRAL ARKANSAS								
Institution Code		6012								
State		Arkansas								
Assessment Information¹	Group	Number Taking Assessment	Number Passing Assessment	Institutional Pass Rate	Institutional Average Scaled Score	Assessment Cut Score²	Number Taking Assessment	Number Passing Assessment	Statewide Pass Rate	
CORE ACADEMIC SKILLS FOR ED: WRITING (5722) <i>Test Company: ETS</i> <i>Score Range: 100-200</i>	All enrolled students who have completed all nonclinical courses, 2015-16	41	41	100%	171	162	422	416	99%	
	Other enrolled students, 2015-16	261	261	100%	172	162	1257	1232	98%	
	All program completers, 2015-16	62	62	100%	172	162	744	743	100%	
	All program completers, 2014-15	10	10	100%	173	162	191	190	99%	
	All program completers, 2013-14						10	9	90%	
EARLY CHILDHOOD CONTENT KNOWLEDGE (5022) <i>Test Company: ETS</i> <i>Score Range: 100-200</i>	All enrolled students who have completed all nonclinical courses, 2015-16						86	86	100%	
	Other enrolled students, 2015-16						161	161	100%	
	All program completers, 2015-16	52	52	100%	178	157	585	585	100%	
	All program completers, 2014-15	92	92	100%	180	157	733	733	100%	
	All program completers, 2013-14	79	79	100%	178	157	724	724	100%	
EARTH AND SPACE SCIENCES - CK (5571) <i>Test Company: ETS</i> <i>Score Range: 100-200</i>	All enrolled students who have completed all nonclinical courses, 2015-16						1			
	Other enrolled students, 2015-16									
	All program completers, 2015-16	1				145	4			
	All program completers, 2014-15	4				145	8			
	All program completers, 2013-14						14	13	93%	
ELEM ED MULTI SUBJ MATHEMATICS (DISC) (5033) <i>Test Company: ETS</i> <i>Score Range: 100-200</i>	All enrolled students who have completed all nonclinical courses, 2015-16						1			
	Other enrolled students, 2015-16									
	All program completers, 2015-16						6			
	All program completers, 2014-15						2			
	All program completers, 2013-14									

Single Assessment Institution-Level Pass Rate Data: *Traditional Teacher Preparation Program Within IHE*

		HEOA - Title II 2015 - 2016 Academic Year					Statewide			
Institution Name		UNIVERSITY CENTRAL ARKANSAS								
Institution Code		6012								
State		Arkansas								
Assessment Information¹										
Group		Number Taking Assessment	Number Passing Assessment	Institutional Pass Rate	Institutional Average Scaled Score	Assessment Cut Score²	Number Taking Assessment	Number Passing Assessment	Statewide Pass Rate	
ELEM ED MULTI SUBJ MATHEMATICS (5003) <i>Test Company: ETS</i> <i>Score Range: 100-200</i>	All enrolled students who have completed all nonclinical courses, 2015-16	23	22	96%	173	157	55	53	96%	
	Other enrolled students, 2015-16	4				157	57	47	82%	
	All program completers, 2015-16	10	10	100%	176	157	31	31	100%	
	All program completers, 2014-15									
	All program completers, 2013-14									
ELEM ED MULTI SUBJ READING LANG ARTS (DISC) (5032) <i>Test Company: ETS</i> <i>Score Range: 100-200</i>	All enrolled students who have completed all nonclinical courses, 2015-16						1			
	Other enrolled students, 2015-16									
	All program completers, 2015-16						6			
	All program completers, 2014-15						2			
	All program completers, 2013-14									
ELEM ED MULTI SUBJ READING LANG ARTS (5002) <i>Test Company: ETS</i> <i>Score Range: 100-200</i>	All enrolled students who have completed all nonclinical courses, 2015-16	23	22	96%	171	157	55	54	98%	
	Other enrolled students, 2015-16	4				157	53	45	85%	
	All program completers, 2015-16	10	10	100%	173	157	26	26	100%	
	All program completers, 2014-15									
	All program completers, 2013-14									
ELEM ED MULTI SUBJ SCIENCES (DISC) (5035) <i>Test Company: ETS</i> <i>Score Range: 100-200</i>	All enrolled students who have completed all nonclinical courses, 2015-16						1			
	Other enrolled students, 2015-16									
	All program completers, 2015-16						6			
	All program completers, 2014-15						2			
	All program completers, 2013-14									


Single Assessment Institution-Level Pass Rate Data: Traditional Teacher Preparation Program Within IHE

	HEOA - Title II 2015 - 2016 Academic Year
	Institution Name
	Institution Code
	State


UNIVERSITY CENTRAL ARKANSAS
6012
Arkansas

Assessment Information ¹	Group	Number Taking Assessment	Number Passing Assessment	Institutional Pass Rate	Institutional Average Scaled Score	Assessment Cut Score ²	Statewide		
							Number Taking Assessment	Number Passing Assessment	Statewide Pass Rate
ELEM ED MULTI SUBJ SCIENCES (5005) Test Company: ETS Score Range: 100-200	All enrolled students who have completed all nonclinical courses, 2015-16	23	16	70%	163	159	55	46	84%
	Other enrolled students, 2015-16	4				159	52	30	58%
	All program completers, 2015-16	10	10	100%	170	159	28	27	96%
	All program completers, 2014-15						1		
	All program completers, 2013-14								
ELEM ED MULTI SUBJ SOCIAL STUDIES (DISC) (5034) Test Company: ETS Score Range: 100-200	All enrolled students who have completed all nonclinical courses, 2015-16						1		
	Other enrolled students, 2015-16								
	All program completers, 2015-16						6		
	All program completers, 2014-15						2		
	All program completers, 2013-14								
ELEM ED MULTI SUBJ SOCIAL STUDIES (5004) Test Company: ETS Score Range: 100-200	All enrolled students who have completed all nonclinical courses, 2015-16	23	16	70%	160	155	55	44	80%
	Other enrolled students, 2015-16	4				155	53	32	60%
	All program completers, 2015-16	10	10	100%	170	155	30	30	100%
	All program completers, 2014-15						1		
	All program completers, 2013-14								
ENG LANG LIT COMP CONTENT & ANALYSIS (DISC) (5044) Test Company: ETS Score Range: 100-200	All enrolled students who have completed all nonclinical courses, 2015-16								
	Other enrolled students, 2015-16						1		
	All program completers, 2015-16						3		
	All program completers, 2014-15	3				166	44	44	100%
	All program completers, 2013-14	11	11	100%	178	166	92	92	100%

Single Assessment Institution-Level Pass Rate Data: Traditional Teacher Preparation Program Within IHE

		<p align="center">HEOA - Title II 2015 - 2016 Academic Year</p>							
Institution Name		UNIVERSITY CENTRAL ARKANSAS							
Institution Code		6012							
State		Arkansas							
Assessment Information ¹	Group	Number Taking Assessment	Number Passing Assessment	Institutional Pass Rate	Institutional Average Scaled Score	Assessment Cut Score ²	Statewide		
							Number Taking Assessment	Number Passing Assessment	Statewide Pass Rate
ENG LANG LIT COMP PEDAGOGY (DISCONTINUED) (0043) Test Company: ETS Score Range: 100-200	All enrolled students who have completed all nonclinical courses, 2015-16								
	Other enrolled students, 2015-16								
	All program completers, 2015-16								
	All program completers, 2014-15						1		
	All program completers, 2013-14						1		
ENGLISH LANGUAGE ARTS: CONTENT AND ANALYSIS (5039) Test Company: ETS Score Range: 100-200	All enrolled students who have completed all nonclinical courses, 2015-16	2				168	23	20	87%
	Other enrolled students, 2015-16	3				168	27	19	70%
	All program completers, 2015-16	6				168	60	60	100%
	All program completers, 2014-15	2				168	23	20	87%
	All program completers, 2013-14						1		
FAMILY AND CONSUMER SCIENCES (DISCONTINUED 2) (5121) Test Company: ETS Score Range: 100-200	All enrolled students who have completed all nonclinical courses, 2015-16						1		
	Other enrolled students, 2015-16						1		
	All program completers, 2015-16	2				153	8		
	All program completers, 2014-15	9				153	22	22	100%
	All program completers, 2013-14	8				153	24	24	100%
FAMILY AND CONSUMER SCIENCES (5122) Test Company: ETS Score Range: 100-200	All enrolled students who have completed all nonclinical courses, 2015-16	1				153	4		
	Other enrolled students, 2015-16	2				153	2		
	All program completers, 2015-16	2				153	4		
	All program completers, 2014-15								
	All program completers, 2013-14								


Single Assessment Institution-Level Pass Rate Data: Traditional Teacher Preparation Program Within IHE

	HEOA - Title II 2015 - 2016 Academic Year
	Institution Name
	Institution Code
	State

UNIVERSITY CENTRAL ARKANSAS
6012
Arkansas

Assessment Information ¹	Group	Number Taking Assessment	Number Passing Assessment	Institutional Pass Rate	Institutional Average Scaled Score	Assessment Cut Score ²	Statewide		
							Number Taking Assessment	Number Passing Assessment	Statewide Pass Rate
FRENCH WORLD LANGUAGE (5174) Test Company: ETS Score Range: 100-200	All enrolled students who have completed all nonclinical courses, 2015-16								
	Other enrolled students, 2015-16								
	All program completers, 2015-16						4		
	All program completers, 2014-15								
	All program completers, 2013-14						2		
GERMAN WORLD LANGUAGE (5183) Test Company: ETS Score Range: 100-200	All enrolled students who have completed all nonclinical courses, 2015-16								
	Other enrolled students, 2015-16								
	All program completers, 2015-16						1		
	All program completers, 2014-15								
	All program completers, 2013-14								
HEALTH AND PE (DISC) (5856) Test Company: ETS Score Range: 100-200	All enrolled students who have completed all nonclinical courses, 2015-16						4		
	Other enrolled students, 2015-16						2		
	All program completers, 2015-16						9		
	All program completers, 2014-15	7				144	67	66	99%
	All program completers, 2013-14	14	14	100%	162	144	147	147	100%
HEALTH AND PE (5857) Test Company: ETS Score Range: 100-200	All enrolled students who have completed all nonclinical courses, 2015-16	3				155	71	58	82%
	Other enrolled students, 2015-16	2				155	32	25	78%
	All program completers, 2015-16	16	16	100%	169	155	142	141	99%
	All program completers, 2014-15	6				155	96	96	100%
	All program completers, 2013-14						12	12	100%


Single Assessment Institution-Level Pass Rate Data: Traditional Teacher Preparation Program Within IHE

	HEOA - Title II 2015 - 2016 Academic Year
	Institution Name
	Institution Code
	State

UNIVERSITY CENTRAL ARKANSAS
6012
Arkansas

Assessment Information ¹	Group	Number Taking Assessment	Number Passing Assessment	Institutional Pass Rate	Institutional Average Scaled Score	Assessment Cut Score ²	Statewide		
							Number Taking Assessment	Number Passing Assessment	Statewide Pass Rate
LIFE SCIENCE PEDAGOGY (0234) Test Company: ETS Score Range: 100-200	All enrolled students who have completed all nonclinical courses, 2015-16						1		
	Other enrolled students, 2015-16								
	All program completers, 2015-16								
	All program completers, 2014-15								
	All program completers, 2013-14						4		
MARKETING EDUCATION (5561) Test Company: ETS Score Range: 100-200	All enrolled students who have completed all nonclinical courses, 2015-16								
	Other enrolled students, 2015-16								
	All program completers, 2015-16								
	All program completers, 2014-15								
	All program completers, 2013-14						1		
MATH PROOFS MODELS PROBLEMS PART 1 (DISC) (0063) Test Company: ETS Score Range: 100-200	All enrolled students who have completed all nonclinical courses, 2015-16								
	Other enrolled students, 2015-16								
	All program completers, 2015-16								
	All program completers, 2014-15						16	16	100%
	All program completers, 2013-14	8				144	51	46	90%
MATHEMATICS CONTENT KNOWLEDGE (DISC) (0061) Test Company: ETS Score Range: 100-200	All enrolled students who have completed all nonclinical courses, 2015-16								
	Other enrolled students, 2015-16								
	All program completers, 2015-16								
	All program completers, 2014-15						16	16	100%
	All program completers, 2013-14	8				125	50	49	98%


Single Assessment Institution-Level Pass Rate Data: *Traditional Teacher Preparation Program Within IHE*

	HEOA - Title II 2015 - 2016 Academic Year
	Institution Name
	Institution Code
	State

UNIVERSITY CENTRAL ARKANSAS
6012
Arkansas

Assessment Information ¹	Group	Number Taking Assessment	Number Passing Assessment	Institutional Pass Rate	Institutional Average Scaled Score	Assessment Cut Score ²	Statewide		
							Number Taking Assessment	Number Passing Assessment	Statewide Pass Rate
MATHEMATICS CONTENT KNOWLEDGE (5161) Test Company: ETS Score Range: 100-200	All enrolled students who have completed all nonclinical courses, 2015-16	1				160	8		
	Other enrolled students, 2015-16	2				160	19	6	32%
	All program completers, 2015-16	6				160	52	47	90%
	All program completers, 2014-15	3				160	19	18	95%
	All program completers, 2013-14						1		
MATHEMATICS PEDAGOGY (DISC) (0065) Test Company: ETS Score Range: 100-200	All enrolled students who have completed all nonclinical courses, 2015-16								
	Other enrolled students, 2015-16								
	All program completers, 2015-16								
	All program completers, 2014-15								
	All program completers, 2013-14						7		
MIDDLE SCHOOL CONTENT KNOWLEDGE (5146) Test Company: ETS Score Range: 100-200	All enrolled students who have completed all nonclinical courses, 2015-16								
	Other enrolled students, 2015-16								
	All program completers, 2015-16								
	All program completers, 2014-15								
	All program completers, 2013-14						2		
MIDDLE SCHOOL ENG LANG ARTS (5047) Test Company: ETS Score Range: 100-200	All enrolled students who have completed all nonclinical courses, 2015-16	5				164	17	9	53%
	Other enrolled students, 2015-16	4				164	16	8	50%
	All program completers, 2015-16	7				164	55	45	82%
	All program completers, 2014-15	6				164	69	51	74%
	All program completers, 2013-14						41	17	41%


Single Assessment Institution-Level Pass Rate Data: *Traditional Teacher Preparation Program Within IHE*

	HEOA - Title II 2015 - 2016 Academic Year
	Institution Name
	Institution Code
	State

UNIVERSITY CENTRAL ARKANSAS
6012
Arkansas

Assessment Information ¹	Group	Number Taking Assessment	Number Passing Assessment	Institutional Pass Rate	Institutional Average Scaled Score	Assessment Cut Score ²	Statewide		
							Number Taking Assessment	Number Passing Assessment	Statewide Pass Rate
MIDDLE SCHOOL MATHEMATICS (5169) Test Company: ETS Score Range: 100-200	All enrolled students who have completed all nonclinical courses, 2015-16	7				165	25	18	72%
	Other enrolled students, 2015-16	4				165	24	14	58%
	All program completers, 2015-16	7				165	78	72	92%
	All program completers, 2014-15	9				165	94	83	88%
	All program completers, 2013-14	3				165	64	43	67%
MIDDLE SCHOOL MULTI SUBJ ENG LANG ARTS (5142) Test Company: ETS Score Range: 100-200	All enrolled students who have completed all nonclinical courses, 2015-16								
	Other enrolled students, 2015-16								
	All program completers, 2015-16						1		
	All program completers, 2014-15						12	12	100%
	All program completers, 2013-14	8				150	91	88	97%
MIDDLE SCHOOL MULTI SUBJ MATHEMATICS (5143) Test Company: ETS Score Range: 100-200	All enrolled students who have completed all nonclinical courses, 2015-16								
	Other enrolled students, 2015-16								
	All program completers, 2015-16						2		
	All program completers, 2014-15	1				143	5		
	All program completers, 2013-14	4				143	92	75	82%
MIDDLE SCHOOL MULTI SUBJ SCIENCES (5145) Test Company: ETS Score Range: 100-200	All enrolled students who have completed all nonclinical courses, 2015-16								
	Other enrolled students, 2015-16								
	All program completers, 2015-16						2		
	All program completers, 2014-15	1				143	7		
	All program completers, 2013-14	4				143	90	73	81%


Single Assessment Institution-Level Pass Rate Data: *Traditional Teacher Preparation Program Within IHE*

	HEOA - Title II 2015 - 2016 Academic Year
	Institution Name
	Institution Code
	State

UNIVERSITY CENTRAL ARKANSAS
6012
Arkansas

Assessment Information ¹	Group	Number Taking Assessment	Number Passing Assessment	Institutional Pass Rate	Institutional Average Scaled Score	Assessment Cut Score ²	Statewide		
							Number Taking Assessment	Number Passing Assessment	Statewide Pass Rate
MIDDLE SCHOOL MULTI SUBJ SOCIAL STUDIES (5144) Test Company: ETS Score Range: 100-200	All enrolled students who have completed all nonclinical courses, 2015-16								
	Other enrolled students, 2015-16								
	All program completers, 2015-16						1		
	All program completers, 2014-15						7		
	All program completers, 2013-14	7				142	83	59	71%
MIDDLE SCHOOL SCIENCE (DISCONTINUED) (0439) Test Company: ETS Score Range: 100-200	All enrolled students who have completed all nonclinical courses, 2015-16								
	Other enrolled students, 2015-16						1		
	All program completers, 2015-16	1				146	2		
	All program completers, 2014-15	7				146	35	35	100%
	All program completers, 2013-14	3				146	44	37	84%
MIDDLE SCHOOL SCIENCE (5440) Test Company: ETS Score Range: 100-200	All enrolled students who have completed all nonclinical courses, 2015-16	5				150	20	14	70%
	Other enrolled students, 2015-16	2				150	16	11	69%
	All program completers, 2015-16	8				150	82	77	94%
	All program completers, 2014-15	2				150	57	45	79%
	All program completers, 2013-14						19	5	26%
MIDDLE SCHOOL SOCIAL STUDIES (5089) Test Company: ETS Score Range: 100-200	All enrolled students who have completed all nonclinical courses, 2015-16	5				149	14	11	79%
	Other enrolled students, 2015-16	2				149	8		
	All program completers, 2015-16	10	10	100%	166	149	60	57	95%
	All program completers, 2014-15	6				149	80	67	84%
	All program completers, 2013-14						48	35	73%


Single Assessment Institution-Level Pass Rate Data: Traditional Teacher Preparation Program Within IHE

	HEOA - Title II 2015 - 2016 Academic Year
	Institution Name
	Institution Code
	State

UNIVERSITY CENTRAL ARKANSAS
6012
Arkansas

Assessment Information ¹	Group	Number Taking Assessment	Number Passing Assessment	Institutional Pass Rate	Institutional Average Scaled Score	Assessment Cut Score ²	Statewide		
							Number Taking Assessment	Number Passing Assessment	Statewide Pass Rate
MUSIC ANALYSIS (DISCONTINUED) (0112) Test Company: ETS Score Range: 100-200	All enrolled students who have completed all nonclinical courses, 2015-16								
	Other enrolled students, 2015-16								
	All program completers, 2015-16								
	All program completers, 2014-15								
	All program completers, 2013-14						6		
MUSIC CONCEPTS AND PROCESSES (DISCONTINUED) (0111) Test Company: ETS Score Range: 100-200	All enrolled students who have completed all nonclinical courses, 2015-16								
	Other enrolled students, 2015-16								
	All program completers, 2015-16								
	All program completers, 2014-15								
	All program completers, 2013-14						6		
MUSIC CONTENT & INSTRUCTION (5114) Test Company: ETS Score Range: 100-200	All enrolled students who have completed all nonclinical courses, 2015-16								
	Other enrolled students, 2015-16						1		
	All program completers, 2015-16	1				162	1		
	All program completers, 2014-15	2				162	20	20	100%
	All program completers, 2013-14	16	13	81%	166	162	85	65	76%
MUSIC CONTENT KNOWLEDGE (0113) Test Company: ETS Score Range: 100-200	All enrolled students who have completed all nonclinical courses, 2015-16	3				157	18	16	89%
	Other enrolled students, 2015-16	8				157	19	14	74%
	All program completers, 2015-16	11	11	100%	172	157	94	91	97%
	All program completers, 2014-15	14	14	100%	167	157	104	104	100%
	All program completers, 2013-14						5		

Single Assessment Institution-Level Pass Rate Data: Traditional Teacher Preparation Program Within IHE

	HEOA - Title II 2015 - 2016 Academic Year
	Institution Name
	Institution Code
	State

UNIVERSITY CENTRAL ARKANSAS
6012
Arkansas

Assessment Information ¹	Group	Number Taking Assessment	Number Passing Assessment	Institutional Pass Rate	Institutional Average Scaled Score	Assessment Cut Score ²	Statewide		
							Number Taking Assessment	Number Passing Assessment	Statewide Pass Rate
PHYSICAL ED ANALYSIS AND DESIGN (DISCONTINUED) (0092) Test Company: ETS Score Range: 100-200	All enrolled students who have completed all nonclinical courses, 2015-16								
	Other enrolled students, 2015-16								
	All program completers, 2015-16								
	All program completers, 2014-15								
	All program completers, 2013-14						2		
PHYSICAL ED CONTENT AND DESIGN (5095) Test Company: ETS Score Range: 100-200	All enrolled students who have completed all nonclinical courses, 2015-16						4		
	Other enrolled students, 2015-16						3		
	All program completers, 2015-16						9		
	All program completers, 2014-15	7				169	66	64	97%
	All program completers, 2013-14	14	14	100%	176	169	158	140	89%
PHYSICAL SCIENCE CONTENT KNOWLEDGE (0481) Test Company: ETS Score Range: 100-200	All enrolled students who have completed all nonclinical courses, 2015-16								
	Other enrolled students, 2015-16								
	All program completers, 2015-16	1				145	3		
	All program completers, 2014-15						13	13	100%
	All program completers, 2013-14						8		
PHYSICS CONTENT KNOWLEDGE (5265) Test Company: ETS Score Range: 100-200	All enrolled students who have completed all nonclinical courses, 2015-16						1		
	Other enrolled students, 2015-16						1		
	All program completers, 2015-16	1				135	3		
	All program completers, 2014-15								
	All program completers, 2013-14								

Single Assessment Institution-Level Pass Rate Data: *Traditional Teacher Preparation Program Within IHE*




**HEOA - Title II
2015 - 2016 Academic Year**

Institution Name	UNIVERSITY CENTRAL ARKANSAS
Institution Code	6012
State	Arkansas

Assessment Information ¹	Group	Number Taking Assessment	Number Passing Assessment	Institutional Pass Rate	Institutional Average Scaled Score	Assessment Cut Score ²	Statewide		
							Number Taking Assessment	Number Passing Assessment	Statewide Pass Rate
PRAXIS I MATHEMATICS (DISCONTINUED) (0730) Test Company: ETS Score Range: 150-190	All enrolled students who have completed all nonclinical courses, 2015-16	8				171	59	59	100%
	Other enrolled students, 2015-16	27	27	100%	180	171	177	176	99%
	All program completers, 2015-16	80	80	100%	179	171	577	576	100%
	All program completers, 2014-15	153	153	100%	179	171	1321	1320	100%
	All program completers, 2013-14	157	157	100%	179	171	1475	1474	100%
PRAXIS I READING (DISCONTINUED) (0710) Test Company: ETS Score Range: 150-190	All enrolled students who have completed all nonclinical courses, 2015-16	9				172	59	59	100%
	Other enrolled students, 2015-16	27	27	100%	180	172	171	170	99%
	All program completers, 2015-16	79	79	100%	179	172	563	562	100%
	All program completers, 2014-15	153	153	100%	179	172	1315	1315	100%
	All program completers, 2013-14	156	156	100%	179	172	1466	1466	100%
PRAXIS I WRITING (DISCONTINUED) (0720) Test Company: ETS Score Range: 150-190	All enrolled students who have completed all nonclinical courses, 2015-16	7				173	54	53	98%
	Other enrolled students, 2015-16	27	26	96%	177	173	170	167	98%
	All program completers, 2015-16	80	80	100%	177	173	553	550	99%
	All program completers, 2014-15	153	153	100%	176	173	1312	1311	100%
	All program completers, 2013-14	156	156	100%	177	173	1469	1467	100%
PRINC LEARNING AND TEACHING 5-9 (5623) Test Company: ETS Score Range: 100-200	All enrolled students who have completed all nonclinical courses, 2015-16	2				160	26	25	96%
	Other enrolled students, 2015-16	4				160	28	27	96%
	All program completers, 2015-16	37	37	100%	175	160	157	157	100%
	All program completers, 2014-15	21	21	100%	174	160	163	159	98%
	All program completers, 2013-14	17	17	100%	172	160	217	213	98%


Single Assessment Institution-Level Pass Rate Data: Traditional Teacher Preparation Program Within IHE

	HEOA - Title II 2015 - 2016 Academic Year
	Institution Name
	Institution Code
	State

UNIVERSITY CENTRAL ARKANSAS
6012
Arkansas

Assessment Information ¹	Group	Number Taking Assessment	Number Passing Assessment	Institutional Pass Rate	Institutional Average Scaled Score	Assessment Cut Score ²	Statewide		
							Number Taking Assessment	Number Passing Assessment	Statewide Pass Rate
PRINC LEARNING AND TEACHING 7-12 (DISCONTINUED) (0524) Test Company: ETS Score Range: 100-200	All enrolled students who have completed all nonclinical courses, 2015-16								
	Other enrolled students, 2015-16								
	All program completers, 2015-16								
	All program completers, 2014-15								
	All program completers, 2013-14						1		
PRINC LEARNING AND TEACHING 7-12 (5624) Test Company: ETS Score Range: 100-200	All enrolled students who have completed all nonclinical courses, 2015-16	1				157	83	77	93%
	Other enrolled students, 2015-16	7				157	71	61	86%
	All program completers, 2015-16	36	36	100%	175	157	450	442	98%
	All program completers, 2014-15	42	42	100%	175	157	421	418	99%
	All program completers, 2013-14	47	47	100%	171	157	391	381	97%
PRINC LEARNING AND TEACHING EARLY CHILD (5621) Test Company: ETS Score Range: 100-200	All enrolled students who have completed all nonclinical courses, 2015-16						31	28	90%
	Other enrolled students, 2015-16						47	37	79%
	All program completers, 2015-16	50	50	100%	170	157	570	560	98%
	All program completers, 2014-15	93	93	100%	171	157	730	721	99%
	All program completers, 2013-14	78	78	100%	171	157	730	721	99%
PRINC LEARNING AND TEACHING K-6 (5622) Test Company: ETS Score Range: 100-200	All enrolled students who have completed all nonclinical courses, 2015-16						29	26	90%
	Other enrolled students, 2015-16	1				160	22	20	91%
	All program completers, 2015-16	10	10	100%	180	160	60	58	97%
	All program completers, 2014-15	2				160	34	33	97%
	All program completers, 2013-14						14	14	100%


Single Assessment Institution-Level Pass Rate Data: Traditional Teacher Preparation Program Within IHE

	HEOA - Title II 2015 - 2016 Academic Year
	Institution Name
	Institution Code
	State

UNIVERSITY CENTRAL ARKANSAS
6012
Arkansas

Assessment Information ¹	Group	Number Taking Assessment	Number Passing Assessment	Institutional Pass Rate	Institutional Average Scaled Score	Assessment Cut Score ²	Statewide		
							Number Taking Assessment	Number Passing Assessment	Statewide Pass Rate
SE CORE KNOWLEDGE & APPLICATIONS (5354) Test Company: ETS Score Range: 100-200	All enrolled students who have completed all nonclinical courses, 2015-16						1		
	Other enrolled students, 2015-16						2		
	All program completers, 2015-16						7		
	All program completers, 2014-15						7		
	All program completers, 2013-14						11	11	100%
SOCIAL STUDIES CONTENT & INTERPRETATION (5086) Test Company: ETS Score Range: 100-200	All enrolled students who have completed all nonclinical courses, 2015-16						12	7	58%
	Other enrolled students, 2015-16	9				153	41	24	59%
	All program completers, 2015-16	4				153	69	66	96%
	All program completers, 2014-15	10	10	100%	166	153	79	79	100%
	All program completers, 2013-14	12	12	100%	162	153	85	82	96%
SPANISH WORLD LANGUAGE (5195) Test Company: ETS Score Range: 100-200	All enrolled students who have completed all nonclinical courses, 2015-16						1		
	Other enrolled students, 2015-16						6		
	All program completers, 2015-16						10	10	100%
	All program completers, 2014-15						9		
	All program completers, 2013-14	1				168	16	13	81%
SPEECH COMMUNICATION: CK (5221) Test Company: ETS Score Range: 100-200	All enrolled students who have completed all nonclinical courses, 2015-16								
	Other enrolled students, 2015-16						2		
	All program completers, 2015-16						5		
	All program completers, 2014-15						7		
	All program completers, 2013-14						1		

Single Assessment Institution-Level Pass Rate Data: Traditional Teacher Preparation Program Within IHE

	HEOA - Title II 2015 - 2016 Academic Year
	Institution Name
	Institution Code
	State

UNIVERSITY CENTRAL ARKANSAS
6012
Arkansas

Assessment Information ¹	Group	Number Taking Assessment	Number Passing Assessment	Institutional Pass Rate	Institutional Average Scaled Score	Assessment Cut Score ²	Statewide		
							Number Taking Assessment	Number Passing Assessment	Statewide Pass Rate
TECHNOLOGY EDUCATION (5051) Test Company: ETS Score Range: 100-200	All enrolled students who have completed all nonclinical courses, 2015-16								
	Other enrolled students, 2015-16								
	All program completers, 2015-16						2		
	All program completers, 2014-15						8		
	All program completers, 2013-14						2		
THEATRE (5641) Test Company: ETS Score Range: 100-200	All enrolled students who have completed all nonclinical courses, 2015-16								
	Other enrolled students, 2015-16						2		
	All program completers, 2015-16						5		
	All program completers, 2014-15						7		
	All program completers, 2013-14						1		
WORLD LANGUAGE PEDAGOGY (5841) Test Company: ETS Score Range: 100-200	All enrolled students who have completed all nonclinical courses, 2015-16						1		
	Other enrolled students, 2015-16	1				158	4		
	All program completers, 2015-16						13	13	100%
	All program completers, 2014-15						9		
	All program completers, 2013-14	2				158	19	19	100%

Note: In cases where there are less than ten students taking the assessment or license/certificate, the number passing and pass rate are not reported.

¹Tests with multiple delivery options (computer, paper, etc.) will be noted with the assessment code for one format only.

²Cut scores may vary for groups depending upon when the cut scores are established by the state and when each group completed their teacher certification or licensure assessment.

Single Assessment Institution-Level Pass Rate Data: *Traditional Teacher Preparation Program Within IHE*

February 17, 2017

Statewide Average Scaled Score
589
166
166
171
169
171
165
168
162

Single Assessment Institution-Level Pass Rate Data: *Traditional Teacher Preparation Program Within IHE*

February 17, 2017

Statewide Average Scaled Score
168
171
168
164
164
168
172
176
179
178
181
185

Single Assessment Institution-Level Pass Rate Data: *Traditional Teacher Preparation Program Within IHE*

February 17, 2017

Statewide Average Scaled Score
170
170
171
173
172
176
178
178
178
177
155

Single Assessment Institution-Level Pass Rate Data: *Traditional Teacher Preparation Program Within IHE*

February 17, 2017

Statewide Average Scaled Score
174
172
172
172
167
169

Single Assessment Institution-Level Pass Rate Data: *Traditional Teacher Preparation Program Within IHE*

February 17, 2017

Statewide Average Scaled Score
167
160
170
164
155
167
178
179

Single Assessment Institution-Level Pass Rate Data: *Traditional Teacher Preparation Program Within IHE*

February 17, 2017

Statewide Average Scaled Score
174
172
177
175
165
170

Single Assessment Institution-Level Pass Rate Data: *Traditional Teacher Preparation Program Within IHE*

February 17, 2017

Statewide Average Scaled Score
161
161
163
161
165
165
162

Single Assessment Institution-Level Pass Rate Data: *Traditional Teacher Preparation Program Within IHE*

February 17, 2017

Statewide Average Scaled Score
172
163
154
151

Single Assessment Institution-Level Pass Rate Data: *Traditional Teacher Preparation Program Within IHE*

February 17, 2017

Statewide Average Scaled Score
149
165
165
161
165
167
165
160

Single Assessment Institution-Level Pass Rate Data: *Traditional Teacher Preparation Program Within IHE*

February 17, 2017

Statewide Average Scaled Score
169
166
173
170
166
168
171
156
153

Single Assessment Institution-Level Pass Rate Data: *Traditional Teacher Preparation Program Within IHE*

February 17, 2017

Statewide Average Scaled Score
149
163
155
152
151
159
156
142
154
161
159
155

Single Assessment Institution-Level Pass Rate Data: *Traditional Teacher Preparation Program Within IHE*

February 17, 2017

Statewide Average Scaled Score
169
165
164
164
167
169

Single Assessment Institution-Level Pass Rate Data: *Traditional Teacher Preparation Program Within IHE*

February 17, 2017

Statewide Average Scaled Score
173
173
171

Single Assessment Institution-Level Pass Rate Data: *Traditional Teacher Preparation Program Within IHE*

February 17, 2017

Statewide Average Scaled Score
179
179
179
179
179
178
179
179
179
179
176
176
176
176
176
170
172
176
175
173

Single Assessment Institution-Level Pass Rate Data: *Traditional Teacher Preparation Program Within IHE*

February 17, 2017

Statewide Average Scaled Score
170
169
173
173
171
167
167
170
170
170
170
172
173
172
176

Single Assessment Institution-Level Pass Rate Data: *Traditional Teacher Preparation Program Within IHE*

February 17, 2017

Statewide Average Scaled Score
171
150
158
164
163
163
178
174

Single Assessment Institution-Level Pass Rate Data: *Traditional Teacher Preparation Program Within IHE*

February 17, 2017

Statewide Average Scaled Score
183
184