




Single Assessment Institution-Level Pass Rate Data: *Traditional Teacher Preparation Program Within IHE*

		HEOA - Title II 2014 - 2015 Academic Year					Statewide			
Institution Name		UNIVERSITY CENTRAL ARKANSAS								
Institution Code		6012								
State		Arkansas								
Assessment Information¹		Group					Statewide			
		Number Taking Assessment	Number Passing Assessment	Institutional Pass Rate	Institutional Average Scaled Score	Assessment Cut Score²	Number Taking Assessment	Number Passing Assessment	Statewide Pass Rate	
AGRICULTURE (DISCONTINUED) (0700) <i>Test Company: ETS</i> <i>Score Range: 250-990</i>	All enrolled students who have completed all nonclinical courses, 2014-15									
	Other enrolled students, 2014-15									
	All program completers, 2014-15						5			
	All program completers, 2013-14						19	19	100%	
	All program completers, 2012-13						18	17	94%	
ART CONTENT AND ANALYSIS (5135) <i>Test Company: ETS</i> <i>Score Range: 100-200</i>	All enrolled students who have completed all nonclinical courses, 2014-15	1				161	15	14	93%	
	Other enrolled students, 2014-15	3				161	7			
	All program completers, 2014-15	2				161	24	22	92%	
	All program completers, 2013-14	5				161	36	35	97%	
	All program completers, 2012-13	11	11	100%	173	161	29	28	97%	
BIOLOGY CONTENT KNOWLEDGE (0235) <i>Test Company: ETS</i> <i>Score Range: 100-200</i>	All enrolled students who have completed all nonclinical courses, 2014-15	1				142	7			
	Other enrolled students, 2014-15	2				142	8			
	All program completers, 2014-15	4				142	20	20	100%	
	All program completers, 2013-14	1				142	21	21	100%	
	All program completers, 2012-13	2				142	22	22	100%	
BUSINESS ED CONTENT KNOWLEDGE (5101) <i>Test Company: ETS</i> <i>Score Range: 100-200</i>	All enrolled students who have completed all nonclinical courses, 2014-15						4			
	Other enrolled students, 2014-15						6			
	All program completers, 2014-15						12	12	100%	
	All program completers, 2013-14						23	22	96%	
	All program completers, 2012-13						20	20	100%	


Single Assessment Institution-Level Pass Rate Data: *Traditional Teacher Preparation Program Within IHE*

		HEOA - Title II 2014 - 2015 Academic Year					Statewide			
Institution Name		UNIVERSITY CENTRAL ARKANSAS								
Institution Code		6012								
State		Arkansas								
Assessment Information¹		Group					Statewide			
		Number Taking Assessment	Number Passing Assessment	Institutional Pass Rate	Institutional Average Scaled Score	Assessment Cut Score²	Number Taking Assessment	Number Passing Assessment	Statewide Pass Rate	
CORE ACADEMIC SKILLS FOR ED: MATH (5732) <i>Test Company: ETS</i> <i>Score Range: 100-200</i>	All enrolled students who have completed all nonclinical courses, 2014-15	14	14	100%	163	150	225	214	95%	
	Other enrolled students, 2014-15	149	149	100%	167	150	948	924	97%	
	All program completers, 2014-15	10	10	100%	169	150	175	174	99%	
	All program completers, 2013-14						10	10	100%	
	All program completers, 2012-13									
CORE ACADEMIC SKILLS FOR ED: READING (5712) <i>Test Company: ETS</i> <i>Score Range: 100-200</i>	All enrolled students who have completed all nonclinical courses, 2014-15	15	15	100%	175	156	230	228	99%	
	Other enrolled students, 2014-15	141	141	100%	181	156	932	926	99%	
	All program completers, 2014-15	10	10	100%	184	156	181	181	100%	
	All program completers, 2013-14						9			
	All program completers, 2012-13									
CORE ACADEMIC SKILLS FOR ED: WRITING (5722) <i>Test Company: ETS</i> <i>Score Range: 100-200</i>	All enrolled students who have completed all nonclinical courses, 2014-15	16	16	100%	170	162	239	235	98%	
	Other enrolled students, 2014-15	169	169	100%	173	162	1056	1042	99%	
	All program completers, 2014-15	10	10	100%	173	162	191	190	99%	
	All program completers, 2013-14						10	9	90%	
	All program completers, 2012-13									
EARLY CHILDHOOD CONTENT KNOWLEDGE (5022) <i>Test Company: ETS</i> <i>Score Range: 100-200</i>	All enrolled students who have completed all nonclinical courses, 2014-15	48	48	100%	178	157	205	205	100%	
	Other enrolled students, 2014-15	5				157	305	305	100%	
	All program completers, 2014-15	92	92	100%	180	157	733	733	100%	
	All program completers, 2013-14	79	79	100%	178	157	724	724	100%	
	All program completers, 2012-13	64	64	100%	180	157	671	671	100%	


Single Assessment Institution-Level Pass Rate Data: Traditional Teacher Preparation Program Within IHE

		HEOA - Title II 2014 - 2015 Academic Year					Statewide			
Institution Name		UNIVERSITY CENTRAL ARKANSAS								
Institution Code		6012								
State		Arkansas								
Assessment Information¹		Group	Number Taking Assessment	Number Passing Assessment	Institutional Pass Rate	Institutional Average Scaled Score	Assessment Cut Score²	Number Taking Assessment	Number Passing Assessment	Statewide Pass Rate
EARTH AND SPACE SCIENCES - CK (5571) <i>Test Company: ETS</i> <i>Score Range: 100-200</i>	All enrolled students who have completed all nonclinical courses, 2014-15		1				145	3		
	Other enrolled students, 2014-15									
	All program completers, 2014-15		4				145	8		
	All program completers, 2013-14							13	12	92%
	All program completers, 2012-13		4				145	29	28	97%
ELEM ED MULTI SUBJ MATHEMATICS (DISC) (5033) <i>Test Company: ETS</i> <i>Score Range: 100-200</i>	All enrolled students who have completed all nonclinical courses, 2014-15							2		
	Other enrolled students, 2014-15							8		
	All program completers, 2014-15							3		
	All program completers, 2013-14									
	All program completers, 2012-13									
ELEM ED MULTI SUBJ READING LANG ARTS (DISC) (5032) <i>Test Company: ETS</i> <i>Score Range: 100-200</i>	All enrolled students who have completed all nonclinical courses, 2014-15							2		
	Other enrolled students, 2014-15							7		
	All program completers, 2014-15							3		
	All program completers, 2013-14									
	All program completers, 2012-13									
ELEM ED MULTI SUBJ SCIENCES (DISC) (5035) <i>Test Company: ETS</i> <i>Score Range: 100-200</i>	All enrolled students who have completed all nonclinical courses, 2014-15							2		
	Other enrolled students, 2014-15							7		
	All program completers, 2014-15							3		
	All program completers, 2013-14									
	All program completers, 2012-13									


Single Assessment Institution-Level Pass Rate Data: Traditional Teacher Preparation Program Within IHE

		HEOA - Title II 2014 - 2015 Academic Year					Statewide			
Institution Name		UNIVERSITY CENTRAL ARKANSAS								
Institution Code		6012								
State		Arkansas								
Assessment Information¹		Group	Number Taking Assessment	Number Passing Assessment	Institutional Pass Rate	Institutional Average Scaled Score	Assessment Cut Score²	Number Taking Assessment	Number Passing Assessment	Statewide Pass Rate
ELEM ED MULTI SUBJ SOCIAL STUDIES (DISC) (5034) <i>Test Company: ETS</i> <i>Score Range: 100-200</i>	All enrolled students who have completed all nonclinical courses, 2014-15							2		
	Other enrolled students, 2014-15							7		
	All program completers, 2014-15							3		
	All program completers, 2013-14									
	All program completers, 2012-13									
ENG LANG LIT COMP CONTENT & ANALYSIS (DISC) (5044) <i>Test Company: ETS</i> <i>Score Range: 100-200</i>	All enrolled students who have completed all nonclinical courses, 2014-15							4		
	Other enrolled students, 2014-15							6		
	All program completers, 2014-15		3				166	44	44	100%
	All program completers, 2013-14		11	11	100%	178	166	92	92	100%
	All program completers, 2012-13		14	14	100%	184	166	99	95	96%
ENG LANG LIT COMP CONTENT KNOWLEDGE (DISC) (0041) <i>Test Company: ETS</i> <i>Score Range: 100-200</i>	All enrolled students who have completed all nonclinical courses, 2014-15									
	Other enrolled students, 2014-15									
	All program completers, 2014-15									
	All program completers, 2013-14									
	All program completers, 2012-13							6		
ENG LANG LIT COMP ESSAYS (DISCONTINUED) (0042) <i>Test Company: ETS</i> <i>Score Range: 100-200</i>	All enrolled students who have completed all nonclinical courses, 2014-15									
	Other enrolled students, 2014-15									
	All program completers, 2014-15									
	All program completers, 2013-14									
	All program completers, 2012-13							6		


Single Assessment Institution-Level Pass Rate Data: *Traditional Teacher Preparation Program Within IHE*

		HEOA - Title II 2014 - 2015 Academic Year					Statewide			
Institution Name		UNIVERSITY CENTRAL ARKANSAS								
Institution Code		6012								
State		Arkansas								
Assessment Information¹		Group					Statewide			
		Number Taking Assessment	Number Passing Assessment	Institutional Pass Rate	Institutional Average Scaled Score	Assessment Cut Score²	Number Taking Assessment	Number Passing Assessment	Statewide Pass Rate	
ENG LANG LIT COMP PEDAGOGY (DISCONTINUED) (0043) <i>Test Company: ETS</i> <i>Score Range: 100-200</i>	All enrolled students who have completed all nonclinical courses, 2014-15						4			
	Other enrolled students, 2014-15						4			
	All program completers, 2014-15						1			
	All program completers, 2013-14						1			
	All program completers, 2012-13	14	14	100%	158	145	103	100	97%	
ENGLISH LANGUAGE ARTS: CONTENT AND ANALYSIS (5039) <i>Test Company: ETS</i> <i>Score Range: 100-200</i>	All enrolled students who have completed all nonclinical courses, 2014-15	3				168	11	10	91%	
	Other enrolled students, 2014-15	2				168	31	24	77%	
	All program completers, 2014-15	2				168	23	20	87%	
	All program completers, 2013-14									
	All program completers, 2012-13									
FAMILY AND CONSUMER SCIENCES (DISCONTINUED 2) (5121) <i>Test Company: ETS</i> <i>Score Range: 100-200</i>	All enrolled students who have completed all nonclinical courses, 2014-15						5			
	Other enrolled students, 2014-15	3				153	6			
	All program completers, 2014-15	9				153	22	22	100%	
	All program completers, 2013-14	8				153	24	24	100%	
	All program completers, 2012-13	9				153	24	24	100%	
FRENCH WORLD LANGUAGE (5174) <i>Test Company: ETS</i> <i>Score Range: 100-200</i>	All enrolled students who have completed all nonclinical courses, 2014-15									
	Other enrolled students, 2014-15									
	All program completers, 2014-15									
	All program completers, 2013-14						2			
	All program completers, 2012-13	1				162	7			


Single Assessment Institution-Level Pass Rate Data: Traditional Teacher Preparation Program Within IHE

		<p align="center">HEOA - Title II 2014 - 2015 Academic Year</p>					<p align="center">Statewide</p>			
Institution Name Institution Code State		<p align="center">UNIVERSITY CENTRAL ARKANSAS 6012 Arkansas</p>								
Assessment Information¹		Group	Number Taking Assessment	Number Passing Assessment	Institutional Pass Rate	Institutional Average Scaled Score	Assessment Cut Score²	Number Taking Assessment	Number Passing Assessment	Statewide Pass Rate
GERMAN WORLD LANGUAGE (5183) Test Company: ETS Score Range: 100-200	All enrolled students who have completed all nonclinical courses, 2014-15									
	Other enrolled students, 2014-15							1		
	All program completers, 2014-15									
	All program completers, 2013-14									
	All program completers, 2012-13								1	
HEALTH AND PE (DISC) (5856) Test Company: ETS Score Range: 100-200	All enrolled students who have completed all nonclinical courses, 2014-15							11	11	100%
	Other enrolled students, 2014-15							11	11	100%
	All program completers, 2014-15		7				144	67	66	99%
	All program completers, 2013-14		14	14	100%	162	144	147	147	100%
	All program completers, 2012-13		12	12	100%	163	144	152	152	100%
HEALTH AND PE (5857) Test Company: ETS Score Range: 100-200	All enrolled students who have completed all nonclinical courses, 2014-15		8				155	51	46	90%
	Other enrolled students, 2014-15		1				155	39	35	90%
	All program completers, 2014-15		6				155	96	96	100%
	All program completers, 2013-14							12	11	92%
	All program completers, 2012-13							5		
LIFE SCIENCE PEDAGOGY (0234) Test Company: ETS Score Range: 100-200	All enrolled students who have completed all nonclinical courses, 2014-15							1		
	Other enrolled students, 2014-15									
	All program completers, 2014-15									
	All program completers, 2013-14							4		
	All program completers, 2012-13		2				146	21	20	95%


Single Assessment Institution-Level Pass Rate Data: Traditional Teacher Preparation Program Within IHE

		<p align="center">HEOA - Title II 2014 - 2015 Academic Year</p>					<p align="center">Statewide</p>			
Institution Name Institution Code State		<p align="center">UNIVERSITY CENTRAL ARKANSAS 6012 Arkansas</p>								
Assessment Information¹		Group					Statewide			
		Number Taking Assessment	Number Passing Assessment	Institutional Pass Rate	Institutional Average Scaled Score	Assessment Cut Score²	Number Taking Assessment	Number Passing Assessment	Statewide Pass Rate	
MARKETING EDUCATION (5561) <i>Test Company: ETS</i> <i>Score Range: 100-200</i>	All enrolled students who have completed all nonclinical courses, 2014-15									
	Other enrolled students, 2014-15									
	All program completers, 2014-15									
	All program completers, 2013-14						1			
	All program completers, 2012-13									
MATH PROOFS MODELS PROBLEMS PART 1 (DISC) (0063) <i>Test Company: ETS</i> <i>Score Range: 100-200</i>	All enrolled students who have completed all nonclinical courses, 2014-15									
	Other enrolled students, 2014-15						3			
	All program completers, 2014-15						16	16	100%	
	All program completers, 2013-14	8				144	51	46	90%	
	All program completers, 2012-13	13	13	100%	161	144	56	54	96%	
MATHEMATICS CONTENT KNOWLEDGE (DISC) (0061) <i>Test Company: ETS</i> <i>Score Range: 100-200</i>	All enrolled students who have completed all nonclinical courses, 2014-15									
	Other enrolled students, 2014-15						3			
	All program completers, 2014-15						16	16	100%	
	All program completers, 2013-14	8				125	50	49	98%	
	All program completers, 2012-13	13	13	100%	148	125	56	55	98%	
MATHEMATICS CONTENT KNOWLEDGE (5161) <i>Test Company: ETS</i> <i>Score Range: 100-200</i>	All enrolled students who have completed all nonclinical courses, 2014-15	1				160	11	7	64%	
	Other enrolled students, 2014-15	5				160	27	13	48%	
	All program completers, 2014-15	3				160	19	17	89%	
	All program completers, 2013-14						1			
	All program completers, 2012-13									

Single Assessment Institution-Level Pass Rate Data: Traditional Teacher Preparation Program Within IHE


		HEOA - Title II 2014 - 2015 Academic Year					Statewide			
Institution Name		UNIVERSITY CENTRAL ARKANSAS								
Institution Code		6012								
State		Arkansas								
Assessment Information¹	Group	Number Taking Assessment	Number Passing Assessment	Institutional Pass Rate	Institutional Average Scaled Score	Assessment Cut Score²	Number Taking Assessment	Number Passing Assessment	Statewide Pass Rate	
MATHEMATICS PEDAGOGY (DISC) (0065) <i>Test Company: ETS</i> <i>Score Range: 100-200</i>	All enrolled students who have completed all nonclinical courses, 2014-15									
	Other enrolled students, 2014-15									
	All program completers, 2014-15									
	All program completers, 2013-14						7			
	All program completers, 2012-13	13	13	100%	153	135	56	55	98%	
MIDDLE SCHOOL CONTENT KNOWLEDGE (5146) <i>Test Company: ETS</i> <i>Score Range: 100-200</i>	All enrolled students who have completed all nonclinical courses, 2014-15									
	Other enrolled students, 2014-15									
	All program completers, 2014-15									
	All program completers, 2013-14						2			
	All program completers, 2012-13						15	14	93%	
MIDDLE SCHOOL ENG LANG ARTS (5047) <i>Test Company: ETS</i> <i>Score Range: 100-200</i>	All enrolled students who have completed all nonclinical courses, 2014-15	3				164	13	11	85%	
	Other enrolled students, 2014-15	4				164	35	16	46%	
	All program completers, 2014-15	6				164	67	50	75%	
	All program completers, 2013-14						40	16	40%	
	All program completers, 2012-13									
MIDDLE SCHOOL MATHEMATICS (5169) <i>Test Company: ETS</i> <i>Score Range: 100-200</i>	All enrolled students who have completed all nonclinical courses, 2014-15	1				165	19	16	84%	
	Other enrolled students, 2014-15	5				165	27	19	70%	
	All program completers, 2014-15	9				165	93	77	83%	
	All program completers, 2013-14	3				165	63	42	67%	
	All program completers, 2012-13									

Single Assessment Institution-Level Pass Rate Data: Traditional Teacher Preparation Program Within IHE


	HEOA - Title II 2014 - 2015 Academic Year
	Institution Name UNIVERSITY CENTRAL ARKANSAS
	Institution Code 6012
	State Arkansas

Assessment Information ¹	Group	Number Taking Assessment	Number Passing Assessment	Institutional Pass Rate	Institutional Average Scaled Score	Assessment Cut Score ²	Statewide		
							Number Taking Assessment	Number Passing Assessment	Statewide Pass Rate
MIDDLE SCHOOL MULTI SUBJ ENG LANG ARTS (5142) Test Company: ETS Score Range: 100-200	All enrolled students who have completed all nonclinical courses, 2014-15								
	Other enrolled students, 2014-15						5		
	All program completers, 2014-15						12	12	100%
	All program completers, 2013-14	8				150	91	88	97%
	All program completers, 2012-13	14	14	100%	177	150	141	139	99%
MIDDLE SCHOOL MULTI SUBJ MATHEMATICS (5143) Test Company: ETS Score Range: 100-200	All enrolled students who have completed all nonclinical courses, 2014-15								
	Other enrolled students, 2014-15						6		
	All program completers, 2014-15	1				143	5		
	All program completers, 2013-14	4				143	92	75	82%
	All program completers, 2012-13	15	15	100%	165	143	142	115	81%
MIDDLE SCHOOL MULTI SUBJ SCIENCES (5145) Test Company: ETS Score Range: 100-200	All enrolled students who have completed all nonclinical courses, 2014-15								
	Other enrolled students, 2014-15						6		
	All program completers, 2014-15	1				143	7		
	All program completers, 2013-14	4				143	90	73	81%
	All program completers, 2012-13	16	16	100%	156	143	144	126	88%
MIDDLE SCHOOL MULTI SUBJ SOCIAL STUDIES (5144) Test Company: ETS Score Range: 100-200	All enrolled students who have completed all nonclinical courses, 2014-15								
	Other enrolled students, 2014-15						4		
	All program completers, 2014-15						7		
	All program completers, 2013-14	7				142	83	59	71%
	All program completers, 2012-13	14	9	64%	149	142	140	95	68%


Single Assessment Institution-Level Pass Rate Data: Traditional Teacher Preparation Program Within IHE

		<p align="center">HEOA - Title II 2014 - 2015 Academic Year</p>					<p align="center">Statewide</p>				
Institution Name Institution Code State		UNIVERSITY CENTRAL ARKANSAS 6012 Arkansas					Number Taking Assessment		Number Passing Assessment		Statewide Pass Rate
Assessment Information¹		Group		Number Taking Assessment	Number Passing Assessment	Institutional Pass Rate	Institutional Average Scaled Score	Assessment Cut Score²	Number Taking Assessment	Number Passing Assessment	Statewide Pass Rate
MIDDLE SCHOOL SCIENCE (DISCONTINUED) (0439) <i>Test Company: ETS</i> <i>Score Range: 100-200</i>	All enrolled students who have completed all nonclinical courses, 2014-15								1		
	Other enrolled students, 2014-15		2					146	4		
	All program completers, 2014-15		7					146	35	35	100%
	All program completers, 2013-14		3					146	45	37	82%
	All program completers, 2012-13										
MIDDLE SCHOOL SCIENCE (5440) <i>Test Company: ETS</i> <i>Score Range: 100-200</i>	All enrolled students who have completed all nonclinical courses, 2014-15		4					150	25	20	80%
	Other enrolled students, 2014-15		4					150	32	22	69%
	All program completers, 2014-15		2					150	57	41	72%
	All program completers, 2013-14								15	4	27%
	All program completers, 2012-13										
MIDDLE SCHOOL SOCIAL STUDIES (5089) <i>Test Company: ETS</i> <i>Score Range: 100-200</i>	All enrolled students who have completed all nonclinical courses, 2014-15		3					149	11	11	100%
	Other enrolled students, 2014-15		2					149	12	11	92%
	All program completers, 2014-15		6					149	77	66	86%
	All program completers, 2013-14								45	35	78%
	All program completers, 2012-13										
MUSIC ANALYSIS (DISCONTINUED) (0112) <i>Test Company: ETS</i> <i>Score Range: 100-200</i>	All enrolled students who have completed all nonclinical courses, 2014-15										
	Other enrolled students, 2014-15								1		
	All program completers, 2014-15										
	All program completers, 2013-14								6		
	All program completers, 2012-13		9					150	46	45	98%

Single Assessment Institution-Level Pass Rate Data: *Traditional Teacher Preparation Program Within IHE*


		HEOA - Title II 2014 - 2015 Academic Year					Statewide			
Institution Name		UNIVERSITY CENTRAL ARKANSAS								
Institution Code		6012								
State		Arkansas								
Assessment Information¹		Group					Statewide			
		Number Taking Assessment	Number Passing Assessment	Institutional Pass Rate	Institutional Average Scaled Score	Assessment Cut Score²	Number Taking Assessment	Number Passing Assessment	Statewide Pass Rate	
MUSIC CONCEPTS AND PROCESSES (DISCONTINUED) (0111) <i>Test Company: ETS Score Range: 100-200</i>	All enrolled students who have completed all nonclinical courses, 2014-15									
	Other enrolled students, 2014-15									
	All program completers, 2014-15									
	All program completers, 2013-14						6			
	All program completers, 2012-13	9				145	48	46	96%	
MUSIC CONTENT & INSTRUCTION (5114) <i>Test Company: ETS Score Range: 100-200</i>	All enrolled students who have completed all nonclinical courses, 2014-15	1				162	3			
	Other enrolled students, 2014-15						5			
	All program completers, 2014-15	2				162	20	20	100%	
	All program completers, 2013-14	16	13	81%	166	162	85	65	76%	
	All program completers, 2012-13	2				162	20	18	90%	
MUSIC CONTENT KNOWLEDGE (0113) <i>Test Company: ETS Score Range: 100-200</i>	All enrolled students who have completed all nonclinical courses, 2014-15	5				157	23	18	78%	
	Other enrolled students, 2014-15	5				157	20	16	80%	
	All program completers, 2014-15	14	14	100%	167	157	103	102	99%	
	All program completers, 2013-14						5			
	All program completers, 2012-13	9				150	48	48	100%	
PHYSICAL ED ANALYSIS AND DESIGN (DISCONTINUED) (0092) <i>Test Company: ETS Score Range: 100-200</i>	All enrolled students who have completed all nonclinical courses, 2014-15									
	Other enrolled students, 2014-15									
	All program completers, 2014-15									
	All program completers, 2013-14						2			
	All program completers, 2012-13						10	10	100%	

Single Assessment Institution-Level Pass Rate Data: Traditional Teacher Preparation Program Within IHE

	HEOA - Title II 2014 - 2015 Academic Year	
	Institution Name	UNIVERSITY CENTRAL ARKANSAS
	Institution Code	6012
	State	Arkansas


Assessment Information ¹	Group	Number Taking Assessment	Number Passing Assessment	Institutional Pass Rate	Institutional Average Scaled Score	Assessment Cut Score ²	Statewide		
							Number Taking Assessment	Number Passing Assessment	Statewide Pass Rate
PHYSICAL ED CONTENT AND DESIGN (5095) Test Company: ETS Score Range: 100-200	All enrolled students who have completed all nonclinical courses, 2014-15						10	9	90%
	Other enrolled students, 2014-15						12	7	58%
	All program completers, 2014-15	7				169	66	64	97%
	All program completers, 2013-14	14	14	100%	176	169	158	140	89%
	All program completers, 2012-13	12	12	100%	178	169	147	127	86%
PHYSICAL SCIENCE CONTENT KNOWLEDGE (0481) Test Company: ETS Score Range: 100-200	All enrolled students who have completed all nonclinical courses, 2014-15	1				145	3		
	Other enrolled students, 2014-15								
	All program completers, 2014-15						13	13	100%
	All program completers, 2013-14						8		
	All program completers, 2012-13	2				145	9		
PHYSICAL SCIENCE PEDAGOGY (DISCONTINUED) (0483) Test Company: ETS Score Range: 100-200	All enrolled students who have completed all nonclinical courses, 2014-15								
	Other enrolled students, 2014-15								
	All program completers, 2014-15								
	All program completers, 2013-14								
	All program completers, 2012-13	2				145	8		
PRAXIS I MATHEMATICS (DISCONTINUED) (0730) Test Company: ETS Score Range: 150-190	All enrolled students who have completed all nonclinical courses, 2014-15	60	60	100%	178	171	311	311	100%
	Other enrolled students, 2014-15	88	88	100%	180	171	662	659	100%
	All program completers, 2014-15	153	153	100%	179	171	1321	1320	100%
	All program completers, 2013-14	157	157	100%	179	171	1476	1475	100%
	All program completers, 2012-13	162	162	100%	180	171	1456	1455	100%

Single Assessment Institution-Level Pass Rate Data: Traditional Teacher Preparation Program Within IHE


	HEOA - Title II 2014 - 2015 Academic Year
	Institution Name UNIVERSITY CENTRAL ARKANSAS
	Institution Code 6012
	State Arkansas

Assessment Information ¹	Group	Number Taking Assessment	Number Passing Assessment	Institutional Pass Rate	Institutional Average Scaled Score	Assessment Cut Score ²	Statewide		
							Number Taking Assessment	Number Passing Assessment	Statewide Pass Rate
PRAXIS I READING (DISCONTINUED) (0710) Test Company: ETS Score Range: 150-190	All enrolled students who have completed all nonclinical courses, 2014-15	58	58	100%	178	172	299	297	99%
	Other enrolled students, 2014-15	86	86	100%	179	172	649	647	100%
	All program completers, 2014-15	153	153	100%	179	172	1315	1315	100%
	All program completers, 2013-14	156	156	100%	179	172	1466	1466	100%
	All program completers, 2012-13	161	161	100%	180	172	1454	1452	100%
PRAXIS I WRITING (DISCONTINUED) (0720) Test Company: ETS Score Range: 150-190	All enrolled students who have completed all nonclinical courses, 2014-15	58	58	100%	176	173	293	291	99%
	Other enrolled students, 2014-15	84	83	99%	176	173	636	629	99%
	All program completers, 2014-15	153	153	100%	176	173	1312	1311	100%
	All program completers, 2013-14	156	156	100%	177	173	1469	1467	100%
	All program completers, 2012-13	163	163	100%	177	173	1460	1459	100%
PRINC LEARNING AND TEACHING 5-9 (DISCONTINUED) (0523) Test Company: ETS Score Range: 100-200	All enrolled students who have completed all nonclinical courses, 2014-15								
	Other enrolled students, 2014-15								
	All program completers, 2014-15								
	All program completers, 2013-14								
	All program completers, 2012-13						1		
PRINC LEARNING AND TEACHING 5-9 (5623) Test Company: ETS Score Range: 100-200	All enrolled students who have completed all nonclinical courses, 2014-15	8				160	24	21	88%
	Other enrolled students, 2014-15	2				160	33	32	97%
	All program completers, 2014-15	21	21	100%	174	160	161	153	95%
	All program completers, 2013-14	17	17	100%	172	160	217	213	98%
	All program completers, 2012-13	25	25	100%	178	160	183	181	99%


Single Assessment Institution-Level Pass Rate Data: Traditional Teacher Preparation Program Within IHE

		HEOA - Title II 2014 - 2015 Academic Year					Statewide			
Institution Name		UNIVERSITY CENTRAL ARKANSAS								
Institution Code		6012								
State		Arkansas								
Assessment Information¹		Group					Statewide			
		Number Taking Assessment	Number Passing Assessment	Institutional Pass Rate	Institutional Average Scaled Score	Assessment Cut Score²	Number Taking Assessment	Number Passing Assessment	Statewide Pass Rate	
PRINC LEARNING AND TEACHING 7-12 (DISCONTINUED) (0524) <i>Test Company: ETS</i> <i>Score Range: 100-200</i>	All enrolled students who have completed all nonclinical courses, 2014-15									
	Other enrolled students, 2014-15						1			
	All program completers, 2014-15									
	All program completers, 2013-14						1			
	All program completers, 2012-13	1				164	7			
PRINC LEARNING AND TEACHING 7-12 (5624) <i>Test Company: ETS</i> <i>Score Range: 100-200</i>	All enrolled students who have completed all nonclinical courses, 2014-15	1				157	61	54	89%	
	Other enrolled students, 2014-15	5				157	74	67	91%	
	All program completers, 2014-15	42	42	100%	175	157	419	414	99%	
	All program completers, 2013-14	46	46	100%	171	157	389	376	97%	
	All program completers, 2012-13	38	38	100%	171	157	340	331	97%	
PRINC LEARNING AND TEACHING EARLY CHILD (DISC) (0521) <i>Test Company: ETS</i> <i>Score Range: 100-200</i>	All enrolled students who have completed all nonclinical courses, 2014-15									
	Other enrolled students, 2014-15									
	All program completers, 2014-15									
	All program completers, 2013-14									
	All program completers, 2012-13	1				159	13	13	100%	
PRINC LEARNING AND TEACHING EARLY CHILD (5621) <i>Test Company: ETS</i> <i>Score Range: 100-200</i>	All enrolled students who have completed all nonclinical courses, 2014-15	8				157	106	96	91%	
	Other enrolled students, 2014-15	1				157	77	60	78%	
	All program completers, 2014-15	93	93	100%	171	157	723	700	97%	
	All program completers, 2013-14	78	78	100%	171	157	730	720	99%	
	All program completers, 2012-13	65	65	100%	170	157	673	660	98%	


Single Assessment Institution-Level Pass Rate Data: Traditional Teacher Preparation Program Within IHE

		HEOA - Title II 2014 - 2015 Academic Year					Statewide			
Institution Name		UNIVERSITY CENTRAL ARKANSAS								
Institution Code		6012								
State		Arkansas								
Assessment Information¹		Group					Statewide			
		Number Taking Assessment	Number Passing Assessment	Institutional Pass Rate	Institutional Average Scaled Score	Assessment Cut Score²	Number Taking Assessment	Number Passing Assessment	Statewide Pass Rate	
PRINC LEARNING AND TEACHING K-6 (5622) <i>Test Company: ETS</i> <i>Score Range: 100-200</i>	All enrolled students who have completed all nonclinical courses, 2014-15						8			
	Other enrolled students, 2014-15						2			
	All program completers, 2014-15	2				160	33	32	97%	
	All program completers, 2013-14						15	14	93%	
	All program completers, 2012-13									
SE CORE KNOWLEDGE & APPLICATIONS (5354) <i>Test Company: ETS</i> <i>Score Range: 100-200</i>	All enrolled students who have completed all nonclinical courses, 2014-15									
	Other enrolled students, 2014-15						4			
	All program completers, 2014-15						7			
	All program completers, 2013-14						11	11	100%	
	All program completers, 2012-13						12	12	100%	
SOCIAL STUDIES ANALYTICAL ESSAYS (DISCONTINUED) (0082) <i>Test Company: ETS</i> <i>Score Range: 100-200</i>	All enrolled students who have completed all nonclinical courses, 2014-15									
	Other enrolled students, 2014-15									
	All program completers, 2014-15									
	All program completers, 2013-14									
	All program completers, 2012-13	1				140	4			
SOCIAL STUDIES CONTENT & INTERPRETATION (5086) <i>Test Company: ETS</i> <i>Score Range: 100-200</i>	All enrolled students who have completed all nonclinical courses, 2014-15						20	15	75%	
	Other enrolled students, 2014-15	12	10	83%	163	153	54	39	72%	
	All program completers, 2014-15	10	10	100%	166	153	79	78	99%	
	All program completers, 2013-14	12	12	100%	162	153	85	81	95%	
	All program completers, 2012-13	6				153	77	72	94%	

Single Assessment Institution-Level Pass Rate Data: Traditional Teacher Preparation Program Within IHE

		<p align="center">HEOA - Title II 2014 - 2015 Academic Year</p>					<p align="center">Statewide</p>			
Institution Name Institution Code State		<p align="center">UNIVERSITY CENTRAL ARKANSAS 6012 Arkansas</p>								
<p align="center"><i>Assessment Information¹</i></p>		<p align="center"><i>Group</i></p>					<p align="center"><i>Statewide</i></p>			
		<p align="center"><i>Number Taking Assessment</i></p>	<p align="center"><i>Number Passing Assessment</i></p>	<p align="center"><i>Institutional Pass Rate</i></p>	<p align="center"><i>Institutional Average Scaled Score</i></p>	<p align="center"><i>Assessment Cut Score²</i></p>	<p align="center"><i>Number Taking Assessment</i></p>	<p align="center"><i>Number Passing Assessment</i></p>	<p align="center"><i>Statewide Pass Rate</i></p>	
<p>SOCIAL STUDIES CONTENT KNOWLEDGE (0081)</p> <p><i>Test Company: ETS</i> <i>Score Range: 100-200</i></p>	All enrolled students who have completed all nonclinical courses, 2014-15									
	Other enrolled students, 2014-15									
	All program completers, 2014-15									
	All program completers, 2013-14									
	All program completers, 2012-13	1				155	4			
<p>SPANISH WORLD LANGUAGE (5195)</p> <p><i>Test Company: ETS</i> <i>Score Range: 100-200</i></p>	All enrolled students who have completed all nonclinical courses, 2014-15						4			
	Other enrolled students, 2014-15						6			
	All program completers, 2014-15						9			
	All program completers, 2013-14	1				168	16	12	75%	
	All program completers, 2012-13	1				168	16	15	94%	
<p>SPEECH COMMUNICATION: CK (5221)</p> <p><i>Test Company: ETS</i> <i>Score Range: 100-200</i></p>	All enrolled students who have completed all nonclinical courses, 2014-15						2			
	Other enrolled students, 2014-15						4			
	All program completers, 2014-15						7			
	All program completers, 2013-14						1			
	All program completers, 2012-13						5			
<p>TECHNOLOGY EDUCATION (5051)</p> <p><i>Test Company: ETS</i> <i>Score Range: 100-200</i></p>	All enrolled students who have completed all nonclinical courses, 2014-15						1			
	Other enrolled students, 2014-15									
	All program completers, 2014-15						8			
	All program completers, 2013-14						2			
	All program completers, 2012-13									

Single Assessment Institution-Level Pass Rate Data: Traditional Teacher Preparation Program Within IHE

	HEOA - Title II 2014 - 2015 Academic Year
	Institution Name UNIVERSITY CENTRAL ARKANSAS
	Institution Code 6012
	State Arkansas

Assessment Information ¹	Group	Number Taking Assessment	Number Passing Assessment	Institutional Pass Rate	Institutional Average Scaled Score	Assessment Cut Score ²	Statewide		
							Number Taking Assessment	Number Passing Assessment	Statewide Pass Rate
THEATRE (DISCONTINUED) (0640) Test Company: ETS Score Range: 250-990	All enrolled students who have completed all nonclinical courses, 2014-15								
	Other enrolled students, 2014-15								
	All program completers, 2014-15								
	All program completers, 2013-14								
	All program completers, 2012-13						4		
THEATRE (5641) Test Company: ETS Score Range: 0-200	All enrolled students who have completed all nonclinical courses, 2014-15						1		
	Other enrolled students, 2014-15						3		
	All program completers, 2014-15						7		
	All program completers, 2013-14						1		
	All program completers, 2012-13								
WORLD LANGUAGE PEDAGOGY (5841) Test Company: ETS Score Range: 100-200	All enrolled students who have completed all nonclinical courses, 2014-15						2		
	Other enrolled students, 2014-15	1				158	5		
	All program completers, 2014-15						9		
	All program completers, 2013-14	2				158	19	19	100%
	All program completers, 2012-13	2				158	24	24	100%

Note: In cases where there are less than ten students taking the assessment or license/certificate, the number passing and pass rate are not reported.

¹Tests with multiple delivery options (computer, paper, etc.) will be noted with the assessment code for one format only.

²Cut scores may vary for groups depending upon when the cut scores are established by the state and when each group completed their teacher certification or licensure assessment.

Single Assessment Institution-Level Pass Rate Data: *Traditional Teacher Preparation Program Within IHE*

February 26, 2016

Statewide Average Scaled Score
589
574
168
169
171
171
168
162
165
171
168
170

Single Assessment Institution-Level Pass Rate Data: *Traditional Teacher Preparation Program Within IHE*

February 26, 2016

Statewide Average Scaled Score
167
167
172
176
180
181
185
170
171
173
172
177
177
178
177
178

Single Assessment Institution-Level Pass Rate Data: *Traditional Teacher Preparation Program Within IHE*

February 26, 2016

Statewide Average Scaled Score
157
175
174
175
165
170
169

Single Assessment Institution-Level Pass Rate Data: *Traditional Teacher Preparation Program Within IHE*

February 26, 2016

Statewide Average Scaled Score
159
159
161
161
161
161
163
161
165
161
154

Single Assessment Institution-Level Pass Rate Data: *Traditional Teacher Preparation Program Within IHE*

February 26, 2016

**Statewide
Average Scaled
Score**

172
163
163
154
151
148
154
157
164

Single Assessment Institution-Level Pass Rate Data: *Traditional Teacher Preparation Program Within IHE*

February 26, 2016

Statewide Average Scaled Score
153
162
167
163
165
160
172
170
170
166

Single Assessment Institution-Level Pass Rate Data: *Traditional Teacher Preparation Program Within IHE*

February 26, 2016

Statewide Average Scaled Score
168
171
173
156
156
153
152
149
148

Single Assessment Institution-Level Pass Rate Data: *Traditional Teacher Preparation Program Within IHE*

February 26, 2016

Statewide Average Scaled Score
163
155
157
155
155
140
163
165
159
156
170

Single Assessment Institution-Level Pass Rate Data: *Traditional Teacher Preparation Program Within IHE*

February 26, 2016

Statewide Average Scaled Score
158
169
165
167
164
164
168
167
158

Single Assessment Institution-Level Pass Rate Data: *Traditional Teacher Preparation Program Within IHE*

February 26, 2016

Statewide Average Scaled Score
173
166
173
173
173
171
178
179
179
179
179

Single Assessment Institution-Level Pass Rate Data: *Traditional Teacher Preparation Program Within IHE*

February 26, 2016

Statewide Average Scaled Score
178
179
179
179
179
176
176
176
176
177
171
174
174
173
173

Single Assessment Institution-Level Pass Rate Data: *Traditional Teacher Preparation Program Within IHE*

February 26, 2016

Statewide Average Scaled Score
168
171
173
171
169
185
167
165
170
170
170

Single Assessment Institution-Level Pass Rate Data: *Traditional Teacher Preparation Program Within IHE*

February 26, 2016

Statewide Average Scaled Score
172
174
171
169
159
159
163
162
164

