



Single Assessment Institution-Level Pass Rate Data: Traditional Teacher Preparation Program Within IHE

		<p align="center">HEOA - Title II 2011 - 2012 Academic Year</p>								
Institution Name		UNIVERSITY CENTRAL ARKANSAS								
Institution Code		6012								
State		Arkansas								
							February 28, 2013			
Assessment Information ¹	Group	Number Taking Assessment	Number Passing Assessment	Institutional Pass Rate	Institutional Average Scaled Score	Assessment Cut Score ²	Statewide			
							Number Taking Assessment	Number Passing Assessment	Statewide Pass Rate	Statewide Average Scaled Score
AGRICULTURE (0700) Test Company: ETS Score Range: 250-990	All enrolled students who have completed all nonclinical courses, 2011-12						6			
	Other enrolled students, 2011-12						2			
	All program completers, 2011-12						19	19	100%	572
	All program completers, 2010-11						19	17	89%	566
	All program completers, 2009-10						16	16	100%	574
ART CONTENT AND ANALYSIS (0135) Test Company: ETS Score Range: 100-200	All enrolled students who have completed all nonclinical courses, 2011-12	5				161	9			
	Other enrolled students, 2011-12						14	12	86%	167
	All program completers, 2011-12	2				161	24	24	100%	170
	All program completers, 2010-11									
	All program completers, 2009-10									
ART CONTENT KNOWLEDGE (0133) Test Company: ETS Score Range: 100-200	All enrolled students who have completed all nonclinical courses, 2011-12									
	Other enrolled students, 2011-12						3			
	All program completers, 2011-12	1				157	16	16	100%	171
	All program completers, 2010-11	5				157	34	31	91%	170
	All program completers, 2009-10	7				157	47	47	100%	175
ART CONTENT TRAD CRITIC AESTHETICS (0132) Test Company: ETS Score Range: 100-200	All enrolled students who have completed all nonclinical courses, 2011-12									
	Other enrolled students, 2011-12						2			
	All program completers, 2011-12	1				140	16	16	100%	148
	All program completers, 2010-11	5				140	34	32	94%	148
	All program completers, 2009-10	7				140	47	46	98%	148

Single Assessment Institution-Level Pass Rate Data: Traditional Teacher Preparation Program Within IHE

	HEOA - Title II 2011 - 2012 Academic Year
	Institution Name
	Institution Code
	State

UNIVERSITY CENTRAL ARKANSAS


6012

Arkansas

February 28, 2013

Assessment Information ¹	Group	Number Taking Assessment	Number Passing Assessment	Institutional Pass Rate	Institutional Average Scaled Score	Assessment Cut Score ²	Statewide			
							Number Taking Assessment	Number Passing Assessment	Statewide Pass Rate	Statewide Average Scaled Score
ART MAKING (0131) Test Company: ETS Score Range: 100-200	All enrolled students who have completed all nonclinical courses, 2011-12									
	Other enrolled students, 2011-12						2			
	All program completers, 2011-12	1				146	16	16	100%	158
	All program completers, 2010-11	5				146	34	32	94%	158
	All program completers, 2009-10	7				146	47	45	96%	162
BIOLOGY CONTENT KNOWLEDGE (0235) Test Company: ETS Score Range: 100-200	All enrolled students who have completed all nonclinical courses, 2011-12						9			
	Other enrolled students, 2011-12	1				142	10	10	100%	170
	All program completers, 2011-12	5				142	16	16	100%	168
	All program completers, 2010-11	2				142	11	11	100%	165
	All program completers, 2009-10	3				142	17	17	100%	161
BUSINESS ED CONTENT KNOWLEDGE (0101) Test Company: ETS Score Range: 100-200	All enrolled students who have completed all nonclinical courses, 2011-12						11	11	100%	169
	Other enrolled students, 2011-12	1				154	9			
	All program completers, 2011-12	2				154	18	18	100%	173
	All program completers, 2010-11	2				154	12	11	92%	175
	All program completers, 2009-10									
BUSINESS ED (0100) Test Company: ETS Score Range: 250-990	All enrolled students who have completed all nonclinical courses, 2011-12						1			
	Other enrolled students, 2011-12						1			
	All program completers, 2011-12						2			
	All program completers, 2010-11						9			
	All program completers, 2009-10	4				550	23	23	100%	621

Single Assessment Institution-Level Pass Rate Data: Traditional Teacher Preparation Program Within IHE

	HEOA - Title II 2011 - 2012 Academic Year
	Institution Name
	Institution Code
	State

UNIVERSITY CENTRAL ARKANSAS


6012

Arkansas

February 28, 2013

Assessment Information ¹	Group	Number Taking Assessment	Number Passing Assessment	Institutional Pass Rate	Institutional Average Scaled Score	Assessment Cut Score ²	Statewide			
							Number Taking Assessment	Number Passing Assessment	Statewide Pass Rate	Statewide Average Scaled Score
EARLY CHILDHOOD CONTENT KNOWLEDGE (0022) Test Company: ETS Score Range: 100-200	All enrolled students who have completed all nonclinical courses, 2011-12	15	15	100%	181	157	300	299	100%	178
	Other enrolled students, 2011-12	2				157	209	208	100%	176
	All program completers, 2011-12	67	67	100%	180	157	691	690	100%	177
	All program completers, 2010-11	72	72	100%	180	157	652	652	100%	177
	All program completers, 2009-10	71	71	100%	180	157	683	683	100%	177
EARTH AND SPACE SCIENCES - CK (0571) Test Company: ETS Score Range: 100-200	All enrolled students who have completed all nonclinical courses, 2011-12						12	10	83%	152
	Other enrolled students, 2011-12						11	8	73%	157
	All program completers, 2011-12	5				145	25	22	88%	160
	All program completers, 2010-11	2				145	23	22	96%	157
	All program completers, 2009-10	4				145	26	25	96%	159
EDUCATION OF YOUNG CHILDREN (0021) Test Company: ETS Score Range: 100-200	All enrolled students who have completed all nonclinical courses, 2011-12									
	Other enrolled students, 2011-12									
	All program completers, 2011-12									
	All program completers, 2010-11									
	All program completers, 2009-10	1				164	2			
ENG LANG LIT COMP CONTENT & ANALYSIS (0044) Test Company: ETS Score Range: 100-200	All enrolled students who have completed all nonclinical courses, 2011-12	3				166	19	19	100%	179
	Other enrolled students, 2011-12						45	38	84%	175
	All program completers, 2011-12	8				166	40	37	93%	180
	All program completers, 2010-11									
	All program completers, 2009-10									

Single Assessment Institution-Level Pass Rate Data: Traditional Teacher Preparation Program Within IHE

	HEOA - Title II 2011 - 2012 Academic Year
	Institution Name
	Institution Code
	State

UNIVERSITY CENTRAL ARKANSAS


6012

Arkansas

February 28, 2013

Assessment Information ¹	Group	Number Taking Assessment	Number Passing Assessment	Institutional Pass Rate	Institutional Average Scaled Score	Assessment Cut Score ²	Statewide			
							Number Taking Assessment	Number Passing Assessment	Statewide Pass Rate	Statewide Average Scaled Score
ENG LANG LIT COMP CONTENT KNOWLEDGE (0041) Test Company: ETS Score Range: 100-200	All enrolled students who have completed all nonclinical courses, 2011-12						4			
	Other enrolled students, 2011-12						5			
	All program completers, 2011-12						43	43	100%	177
	All program completers, 2010-11	11	11	100%	173	159	54	54	100%	179
	All program completers, 2009-10	9				159	59	59	100%	182
ENG LANG LIT COMP ESSAYS (0042) Test Company: ETS Score Range: 100-200	All enrolled students who have completed all nonclinical courses, 2011-12						7			
	Other enrolled students, 2011-12						8			
	All program completers, 2011-12						40	40	100%	158
	All program completers, 2010-11	12	12	100%	158	150	61	60	98%	158
	All program completers, 2009-10	10	10	100%	159	150	66	66	100%	159
ENG LANG LIT COMP PEDAGOGY (0043) Test Company: ETS Score Range: 100-200	All enrolled students who have completed all nonclinical courses, 2011-12	1				145	17	11	65%	147
	Other enrolled students, 2011-12						31	28	90%	156
	All program completers, 2011-12	8				145	83	81	98%	155
	All program completers, 2010-11	12	11	92%	155	145	61	59	97%	158
	All program completers, 2009-10	9				145	65	65	100%	157
FAMILY AND CONSUMER SCIENCES II (0121) Test Company: ETS Score Range: 100-200	All enrolled students who have completed all nonclinical courses, 2011-12	1				153	10	10	100%	167
	Other enrolled students, 2011-12	2				153	2			
	All program completers, 2011-12	5				153	16	16	100%	169
	All program completers, 2010-11	4				153	18	18	100%	169
	All program completers, 2009-10	14	14	100%	168	153	25	25	100%	168

Single Assessment Institution-Level Pass Rate Data: Traditional Teacher Preparation Program Within IHE

	HEOA - Title II 2011 - 2012 Academic Year
	Institution Name
	Institution Code
	State

UNIVERSITY CENTRAL ARKANSAS


6012

Arkansas

February 28, 2013

Assessment Information ¹	Group	Number Taking Assessment	Number Passing Assessment	Institutional Pass Rate	Institutional Average Scaled Score	Assessment Cut Score ²	Statewide			
							Number Taking Assessment	Number Passing Assessment	Statewide Pass Rate	Statewide Average Scaled Score
FRENCH CONTENT KNOWLEDGE (0173) Test Company: ETS Score Range: 100-200	All enrolled students who have completed all nonclinical courses, 2011-12									
	Other enrolled students, 2011-12									
	All program completers, 2011-12									
	All program completers, 2010-11						1			
	All program completers, 2009-10	1				158	5			
FRENCH PRODUCTIVE LANGUAGE SKILLS (0171) Test Company: ETS Score Range: 100-200	All enrolled students who have completed all nonclinical courses, 2011-12									
	Other enrolled students, 2011-12									
	All program completers, 2011-12									
	All program completers, 2010-11						1			
	All program completers, 2009-10	1				167	5			
FRENCH WORLD LANGUAGE (CD) (5174) Test Company: ETS Score Range: 100-200	All enrolled students who have completed all nonclinical courses, 2011-12						1			
	Other enrolled students, 2011-12	1				162	2			
	All program completers, 2011-12						1			
	All program completers, 2010-11						1			
	All program completers, 2009-10									
GERMAN WORLD LANGUAGE (CD) (5183) Test Company: ETS Score Range: 100-200	All enrolled students who have completed all nonclinical courses, 2011-12									
	Other enrolled students, 2011-12						1			
	All program completers, 2011-12						2			
	All program completers, 2010-11									
	All program completers, 2009-10									

Single Assessment Institution-Level Pass Rate Data: Traditional Teacher Preparation Program Within IHE


	HEOA - Title II 2011 - 2012 Academic Year
	Institution Name
	Institution Code
	State

UNIVERSITY CENTRAL ARKANSAS
6012
Arkansas

February 28, 2013

Assessment Information ¹	Group	Number Taking Assessment	Number Passing Assessment	Institutional Pass Rate	Institutional Average Scaled Score	Assessment Cut Score ²	Statewide			
							Number Taking Assessment	Number Passing Assessment	Statewide Pass Rate	Statewide Average Scaled Score
HEALTH AND PE: CK (0856) Test Company: ETS Score Range: 100-200	All enrolled students who have completed all nonclinical courses, 2011-12	4				144	96	93	97%	162
	Other enrolled students, 2011-12	7				144	68	64	94%	159
	All program completers, 2011-12	6				144	139	136	98%	160
	All program completers, 2010-11	11	11	100%	162	144	142	140	99%	160
	All program completers, 2009-10	9				144	160	159	99%	162
LIFE SCIENCE: PEDAGOGY (0234) Test Company: ETS Score Range: 100-200	All enrolled students who have completed all nonclinical courses, 2011-12						9			
	Other enrolled students, 2011-12	1				146	7			
	All program completers, 2011-12	5				146	16	16	100%	153
	All program completers, 2010-11	2				146	11	11	100%	157
	All program completers, 2009-10	3				146	17	17	100%	154
MARKETING EDUCATION II (0561) Test Company: ETS Score Range: 100-200	All enrolled students who have completed all nonclinical courses, 2011-12									
	Other enrolled students, 2011-12									
	All program completers, 2011-12						1			
	All program completers, 2010-11						4			
	All program completers, 2009-10						1			
MATH PROOFS MODELS PROBLEMS PART 1 (0063) Test Company: ETS Score Range: 100-200	All enrolled students who have completed all nonclinical courses, 2011-12	2				144	10	10	100%	162
	Other enrolled students, 2011-12	4				144	31	30	97%	161
	All program completers, 2011-12	8				144	44	44	100%	166
	All program completers, 2010-11	8				144	37	37	100%	164
	All program completers, 2009-10	8				144	41	41	100%	167

Single Assessment Institution-Level Pass Rate Data: Traditional Teacher Preparation Program Within IHE

	HEOA - Title II 2011 - 2012 Academic Year
	Institution Name
	Institution Code
	State

UNIVERSITY CENTRAL ARKANSAS


6012

Arkansas

February 28, 2013

Assessment Information ¹	Group	Number Taking Assessment	Number Passing Assessment	Institutional Pass Rate	Institutional Average Scaled Score	Assessment Cut Score ²	Statewide			
							Number Taking Assessment	Number Passing Assessment	Statewide Pass Rate	Statewide Average Scaled Score
MATHEMATICS CONTENT KNOWLEDGE (0061) Test Company: ETS Score Range: 100-200	All enrolled students who have completed all nonclinical courses, 2011-12	2				125	10	10	100%	142
	Other enrolled students, 2011-12	5				125	33	30	91%	145
	All program completers, 2011-12	8				125	44	44	100%	152
	All program completers, 2010-11	8				125	37	37	100%	151
	All program completers, 2009-10	8				125	40	40	100%	153
MATHEMATICS PEDAGOGY (0065) Test Company: ETS Score Range: 100-200	All enrolled students who have completed all nonclinical courses, 2011-12						4			
	Other enrolled students, 2011-12	2				135	17	14	82%	143
	All program completers, 2011-12	8				135	44	43	98%	154
	All program completers, 2010-11	8				135	37	37	100%	149
	All program completers, 2009-10	8				135	41	41	100%	153
MIDDLE SCHOOL CONTENT KNOWLEDGE (0146) Test Company: ETS Score Range: 100-200	All enrolled students who have completed all nonclinical courses, 2011-12						20	19	95%	161
	Other enrolled students, 2011-12						21	21	100%	162
	All program completers, 2011-12	19	19	100%	164	144	134	133	99%	162
	All program completers, 2010-11	17	17	100%	165	144	186	184	99%	162
	All program completers, 2009-10	19	19	100%	161	144	172	171	99%	163
MIDDLE SCHOOL MULTI SUBJ ENG LANG ARTS (CD) (5142) Test Company: ETS Score Range: 100-200	All enrolled students who have completed all nonclinical courses, 2011-12	10	9	90%	171	150	24	23	96%	177
	Other enrolled students, 2011-12						51	48	94%	169
	All program completers, 2011-12	1				150	67	64	96%	166
	All program completers, 2010-11						4			
	All program completers, 2009-10									

Single Assessment Institution-Level Pass Rate Data: Traditional Teacher Preparation Program Within IHE

	HEOA - Title II 2011 - 2012 Academic Year
	Institution Name
	Institution Code
	State

UNIVERSITY CENTRAL ARKANSAS


6012

Arkansas

February 28, 2013

Assessment Information ¹	Group	Number Taking Assessment	Number Passing Assessment	Institutional Pass Rate	Institutional Average Scaled Score	Assessment Cut Score ²	Statewide			
							Number Taking Assessment	Number Passing Assessment	Statewide Pass Rate	Statewide Average Scaled Score
MIDDLE SCHOOL MULTI SUBJ MATHEMATICS (CD) (5143) Test Company: ETS Score Range: 100-200	All enrolled students who have completed all nonclinical courses, 2011-12	10	8	80%	156	143	24	20	83%	161
	Other enrolled students, 2011-12						51	32	63%	151
	All program completers, 2011-12	1				143	70	42	60%	143
	All program completers, 2010-11						4			
	All program completers, 2009-10									
MIDDLE SCHOOL MULTI SUBJ SCIENCES (CD) (5145) Test Company: ETS Score Range: 100-200	All enrolled students who have completed all nonclinical courses, 2011-12	10	8	80%	151	143	24	20	83%	153
	Other enrolled students, 2011-12						51	32	63%	145
	All program completers, 2011-12	1				143	68	43	63%	145
	All program completers, 2010-11						4			
	All program completers, 2009-10									
MIDDLE SCHOOL MULTI SUBJ SOCIAL STUDIES (CD) (5144) Test Company: ETS Score Range: 100-200	All enrolled students who have completed all nonclinical courses, 2011-12	10	5	50%	140	142	24	16	67%	149
	Other enrolled students, 2011-12						51	21	41%	138
	All program completers, 2011-12	1				142	70	35	50%	142
	All program completers, 2010-11						4			
	All program completers, 2009-10									
MUSIC ANALYSIS (0112) Test Company: ETS Score Range: 100-200	All enrolled students who have completed all nonclinical courses, 2011-12	8				150	35	35	100%	171
	Other enrolled students, 2011-12						22	19	86%	161
	All program completers, 2011-12	8				150	72	72	100%	171
	All program completers, 2010-11	11	11	100%	169	150	54	53	98%	168
	All program completers, 2009-10	22	22	100%	171	150	90	90	100%	169

Single Assessment Institution-Level Pass Rate Data: Traditional Teacher Preparation Program Within IHE

	HEOA - Title II 2011 - 2012 Academic Year
	Institution Name
	Institution Code
	State

UNIVERSITY CENTRAL ARKANSAS


6012

Arkansas

February 28, 2013

Assessment Information ¹	Group	Number Taking Assessment	Number Passing Assessment	Institutional Pass Rate	Institutional Average Scaled Score	Assessment Cut Score ²	Statewide			
							Number Taking Assessment	Number Passing Assessment	Statewide Pass Rate	Statewide Average Scaled Score
MUSIC CONCEPTS AND PROCESSES (0111) Test Company: ETS Score Range: 100-200	All enrolled students who have completed all nonclinical courses, 2011-12	10	9	90%	160	145	39	38	97%	159
	Other enrolled students, 2011-12						22	14	64%	149
	All program completers, 2011-12	8				145	74	72	97%	158
	All program completers, 2010-11	11	11	100%	162	145	54	53	98%	162
	All program completers, 2009-10	22	22	100%	155	145	89	87	98%	157
MUSIC CONTENT KNOWLEDGE (0113) Test Company: ETS Score Range: 100-200	All enrolled students who have completed all nonclinical courses, 2011-12	10	9	90%	168	150	41	40	98%	167
	Other enrolled students, 2011-12						23	19	83%	159
	All program completers, 2011-12	8				150	75	75	100%	165
	All program completers, 2010-11	11	11	100%	166	150	56	55	98%	165
	All program completers, 2009-10	22	22	100%	165	150	90	89	99%	165
PHYSICAL ED ANALYSIS AND DESIGN (0092) Test Company: ETS Score Range: 100-200	All enrolled students who have completed all nonclinical courses, 2011-12						22	22	100%	159
	Other enrolled students, 2011-12						6			
	All program completers, 2011-12	5				150	69	69	100%	161
	All program completers, 2010-11	11	11	100%	161	150	137	137	100%	161
	All program completers, 2009-10	9				150	160	160	100%	161
PHYSICAL ED CONTENT AND DESIGN (0095) Test Company: ETS Score Range: 100-200	All enrolled students who have completed all nonclinical courses, 2011-12	4				169	70	57	81%	172
	Other enrolled students, 2011-12	6				169	60	36	60%	169
	All program completers, 2011-12	1				169	69	53	77%	170
	All program completers, 2010-11						4			
	All program completers, 2009-10									

Single Assessment Institution-Level Pass Rate Data: Traditional Teacher Preparation Program Within IHE

	HEOA - Title II 2011 - 2012 Academic Year
	Institution Name
	Institution Code
	State

UNIVERSITY CENTRAL ARKANSAS


6012

Arkansas

February 28, 2013

Assessment Information ¹	Group	Number Taking Assessment	Number Passing Assessment	Institutional Pass Rate	Institutional Average Scaled Score	Assessment Cut Score ²	Statewide			
							Number Taking Assessment	Number Passing Assessment	Statewide Pass Rate	Statewide Average Scaled Score
PHYSICAL SCIENCE CONTENT KNOWLEDGE (0481) Test Company: ETS Score Range: 100-200	All enrolled students who have completed all nonclinical courses, 2011-12						3			
	Other enrolled students, 2011-12						2			
	All program completers, 2011-12						14	13	93%	173
	All program completers, 2010-11						10	10	100%	174
	All program completers, 2009-10	1				145	9			
PHYSICAL SCIENCE PEDAGOGY (0483) Test Company: ETS Score Range: 100-200	All enrolled students who have completed all nonclinical courses, 2011-12									
	Other enrolled students, 2011-12						1			
	All program completers, 2011-12						13	12	92%	157
	All program completers, 2010-11						10	10	100%	163
	All program completers, 2009-10	1				145	9			
PRAXIS I MATHEMATICS (0730) Test Company: ETS Score Range: 150-190	All enrolled students who have completed all nonclinical courses, 2011-12	54	54	100%	179	171	963	945	98%	179
	Other enrolled students, 2011-12	312	312	100%	179	171	2415	2409	100%	179
	All program completers, 2011-12	138	138	100%	179	171	1437	1436	100%	179
	All program completers, 2010-11	150	150	100%	179	171	1283	1281	100%	179
	All program completers, 2009-10	182	182	100%	180	171	1333	1333	100%	179
PRAXIS I READING (0710) Test Company: ETS Score Range: 150-190	All enrolled students who have completed all nonclinical courses, 2011-12	54	54	100%	180	172	960	941	98%	179
	Other enrolled students, 2011-12	311	311	100%	179	172	2411	2407	100%	179
	All program completers, 2011-12	139	139	100%	179	172	1438	1438	100%	179
	All program completers, 2010-11	150	150	100%	179	172	1279	1278	100%	179
	All program completers, 2009-10	181	181	100%	179	172	1331	1329	100%	179

Single Assessment Institution-Level Pass Rate Data: Traditional Teacher Preparation Program Within IHE

	HEOA - Title II 2011 - 2012 Academic Year
	Institution Name
	Institution Code
	State

UNIVERSITY CENTRAL ARKANSAS


6012

Arkansas

February 28, 2013

Assessment Information ¹	Group	Number Taking Assessment	Number Passing Assessment	Institutional Pass Rate	Institutional Average Scaled Score	Assessment Cut Score ²	Statewide			
							Number Taking Assessment	Number Passing Assessment	Statewide Pass Rate	Statewide Average Scaled Score
PRAXIS I WRITING (0720) Test Company: ETS Score Range: 150-190	All enrolled students who have completed all nonclinical courses, 2011-12	55	55	100%	177	173	969	933	96%	176
	Other enrolled students, 2011-12	312	312	100%	177	173	2424	2414	100%	176
	All program completers, 2011-12	140	140	100%	178	173	1447	1446	100%	176
	All program completers, 2010-11	151	151	100%	177	173	1288	1285	100%	177
	All program completers, 2009-10	183	183	100%	177	173	1347	1345	100%	177
PRINC LEARNING AND TEACHING 5-9 II (0623) Test Company: ETS Score Range: 100-200	All enrolled students who have completed all nonclinical courses, 2011-12	2				160	32	30	94%	173
	Other enrolled students, 2011-12	2				160	23	21	91%	172
	All program completers, 2011-12	11	11	100%	175	160	168	161	96%	171
	All program completers, 2010-11	1				160	12	10	83%	165
	All program completers, 2009-10						2			
PRINC LEARNING AND TEACHING 5-9 (0523) Test Company: ETS Score Range: 100-200	All enrolled students who have completed all nonclinical courses, 2011-12	1				164	6			
	Other enrolled students, 2011-12						3			
	All program completers, 2011-12	9				164	51	49	96%	173
	All program completers, 2010-11	24	24	100%	173	164	195	187	96%	173
	All program completers, 2009-10	26	26	100%	173	164	191	186	97%	174
PRINC LEARNING AND TEACHING 7-12 II (0624) Test Company: ETS Score Range: 100-200	All enrolled students who have completed all nonclinical courses, 2011-12	11	9	82%	165	157	90	76	84%	166
	Other enrolled students, 2011-12	1				157	62	51	82%	168
	All program completers, 2011-12	28	28	100%	173	157	249	235	94%	169
	All program completers, 2010-11	2				157	14	12	86%	164
	All program completers, 2009-10	1				157	2			

Single Assessment Institution-Level Pass Rate Data: Traditional Teacher Preparation Program Within IHE

	HEOA - Title II 2011 - 2012 Academic Year
	Institution Name
	Institution Code
	State

UNIVERSITY CENTRAL ARKANSAS


6012

Arkansas

February 28, 2013

Assessment Information ¹	Group	Number Taking Assessment	Number Passing Assessment	Institutional Pass Rate	Institutional Average Scaled Score	Assessment Cut Score ²	Statewide			
							Number Taking Assessment	Number Passing Assessment	Statewide Pass Rate	Statewide Average Scaled Score
PRINC LEARNING AND TEACHING 7-12 (0524) Test Company: ETS Score Range: 100-200	All enrolled students who have completed all nonclinical courses, 2011-12	1				164	17	10	59%	167
	Other enrolled students, 2011-12						7			
	All program completers, 2011-12	3				164	85	81	95%	172
	All program completers, 2010-11	28	28	100%	174	164	304	281	92%	172
	All program completers, 2009-10	55	55	100%	173	164	400	378	95%	172
PRINC LEARNING AND TEACHING EARLY CHILD II (0621) Test Company: ETS Score Range: 100-200	All enrolled students who have completed all nonclinical courses, 2011-12	12	11	92%	170	157	125	113	90%	168
	Other enrolled students, 2011-12	1				157	124	108	87%	166
	All program completers, 2011-12	45	45	100%	169	157	452	441	98%	168
	All program completers, 2010-11						3			
	All program completers, 2009-10									
PRINC LEARNING AND TEACHING EARLY CHILD (0521) Test Company: ETS Score Range: 100-200	All enrolled students who have completed all nonclinical courses, 2011-12	1				159	15	15	100%	186
	Other enrolled students, 2011-12						17	15	88%	173
	All program completers, 2011-12	24	24	100%	184	159	287	284	99%	180
	All program completers, 2010-11	75	75	100%	184	159	695	695	100%	182
	All program completers, 2009-10	78	78	100%	181	159	753	752	100%	181
SE CORE KNOWLEDGE & APPLICATIONS (0354) Test Company: ETS Score Range: 100-200	All enrolled students who have completed all nonclinical courses, 2011-12									
	Other enrolled students, 2011-12									
	All program completers, 2011-12						18	18	100%	171
	All program completers, 2010-11						16	16	100%	176
	All program completers, 2009-10						5			

Single Assessment Institution-Level Pass Rate Data: Traditional Teacher Preparation Program Within IHE

	HEOA - Title II 2011 - 2012 Academic Year
	Institution Name
	Institution Code
	State

UNIVERSITY CENTRAL ARKANSAS


6012

Arkansas

February 28, 2013

Assessment Information ¹	Group	Number Taking Assessment	Number Passing Assessment	Institutional Pass Rate	Institutional Average Scaled Score	Assessment Cut Score ²	Statewide			
							Number Taking Assessment	Number Passing Assessment	Statewide Pass Rate	Statewide Average Scaled Score
SE KNOWLEDGE-BASED CORE PRINCIPLES (0351) Test Company: ETS Score Range: 100-200	All enrolled students who have completed all nonclinical courses, 2011-12									
	Other enrolled students, 2011-12									
	All program completers, 2011-12									
	All program completers, 2010-11						6			
	All program completers, 2009-10						31	30	97%	161
SOCIAL STUDIES ANALYTICAL ESSAYS (0082) Test Company: ETS Score Range: 100-200	All enrolled students who have completed all nonclinical courses, 2011-12	1				140	4			
	Other enrolled students, 2011-12	1				140	9			
	All program completers, 2011-12	7				140	43	43	100%	150
	All program completers, 2010-11	9				140	70	70	100%	150
	All program completers, 2009-10	12	12	100%	151	140	65	65	100%	151
SOCIAL STUDIES CONTENT KNOWLEDGE (0081) Test Company: ETS Score Range: 100-200	All enrolled students who have completed all nonclinical courses, 2011-12	1				155	5			
	Other enrolled students, 2011-12	1				155	8			
	All program completers, 2011-12	7				155	43	43	100%	172
	All program completers, 2010-11	9				155	69	69	100%	168
	All program completers, 2009-10	12	12	100%	170	155	65	65	100%	171
SOCIAL STUDIES: CONTENT & INTERPRET (0086) Test Company: ETS Score Range: 100-200	All enrolled students who have completed all nonclinical courses, 2011-12	3				153	18	14	78%	160
	Other enrolled students, 2011-12	7				153	32	18	56%	158
	All program completers, 2011-12	3				153	37	33	89%	163
	All program completers, 2010-11						2			
	All program completers, 2009-10						1			

Single Assessment Institution-Level Pass Rate Data: Traditional Teacher Preparation Program Within IHE

	HEOA - Title II 2011 - 2012 Academic Year
	Institution Name
	Institution Code
	State

UNIVERSITY CENTRAL ARKANSAS

6012

Arkansas

February 28, 2013

Assessment Information ¹	Group	Number Taking Assessment	Number Passing Assessment	Institutional Pass Rate	Institutional Average Scaled Score	Assessment Cut Score ²	Statewide			
							Number Taking Assessment	Number Passing Assessment	Statewide Pass Rate	Statewide Average Scaled Score
SPANISH CONTENT KNOWLEDGE (0191) Test Company: ETS Score Range: 100-200	All enrolled students who have completed all nonclinical courses, 2011-12									
	Other enrolled students, 2011-12									
	All program completers, 2011-12						1			
	All program completers, 2010-11						7			
	All program completers, 2009-10	3				155	10	10	100%	174
SPANISH PRODUCTIVE LANGUAGE SKILLS (0192) Test Company: ETS Score Range: 100-200	All enrolled students who have completed all nonclinical courses, 2011-12									
	Other enrolled students, 2011-12									
	All program completers, 2011-12						1			
	All program completers, 2010-11						7			
	All program completers, 2009-10	3				141	10	10	100%	164
SPANISH WORLD LANGUAGE (CD) (5195) Test Company: ETS Score Range: 100-200	All enrolled students who have completed all nonclinical courses, 2011-12						2			
	Other enrolled students, 2011-12	1				168	11	5	45%	159
	All program completers, 2011-12	1				168	10	8	80%	170
	All program completers, 2010-11						14	9	64%	162
	All program completers, 2009-10									
SPANISH: PEDAGOGY (0194) Test Company: ETS Score Range: 100-200	All enrolled students who have completed all nonclinical courses, 2011-12									
	Other enrolled students, 2011-12									
	All program completers, 2011-12						1			
	All program completers, 2010-11						3			
	All program completers, 2009-10	3				160	10	10	100%	179


Single Assessment Institution-Level Pass Rate Data: Traditional Teacher Preparation Program Within IHE

	HEOA - Title II 2011 - 2012 Academic Year	
	Institution Name	UNIVERSITY CENTRAL ARKANSAS
	Institution Code	6012
	State	Arkansas

February 28, 2013

Assessment Information ¹	Group	Number Taking Assessment	Number Passing Assessment	Institutional Pass Rate	Institutional Average Scaled Score	Assessment Cut Score ²	Statewide			
							Number Taking Assessment	Number Passing Assessment	Statewide Pass Rate	Statewide Average Scaled Score
SPECIAL ED PRESCHOOLEARLY CHILD (0690) Test Company: ETS Score Range: 250-990	All enrolled students who have completed all nonclinical courses, 2011-12									
	Other enrolled students, 2011-12									
	All program completers, 2011-12									
	All program completers, 2010-11									
	All program completers, 2009-10						34	23	68%	607
SPEECH COMMUNICATION (0220) Test Company: ETS Score Range: 250-990	All enrolled students who have completed all nonclinical courses, 2011-12									
	Other enrolled students, 2011-12									
	All program completers, 2011-12									
	All program completers, 2010-11									
	All program completers, 2009-10						4			
SPEECH COMMUNICATIONS (0221) Test Company: ETS Score Range: 100-200	All enrolled students who have completed all nonclinical courses, 2011-12									
	Other enrolled students, 2011-12						4			
	All program completers, 2011-12						2			
	All program completers, 2010-11						4			
	All program completers, 2009-10						3			
TECHNOLOGY EDUCATION II (0051) Test Company: ETS Score Range: 100-200	All enrolled students who have completed all nonclinical courses, 2011-12									
	Other enrolled students, 2011-12									
	All program completers, 2011-12						1			
	All program completers, 2010-11									
	All program completers, 2009-10									

Single Assessment Institution-Level Pass Rate Data: Traditional Teacher Preparation Program Within IHE

	HEOA - Title II 2011 - 2012 Academic Year
	Institution Name
	Institution Code
	State

UNIVERSITY CENTRAL ARKANSAS

6012

Arkansas

February 28, 2013

Assessment Information ¹	Group	Number Taking Assessment	Number Passing Assessment	Institutional Pass Rate	Institutional Average Scaled Score	Assessment Cut Score ²	Statewide			
							Number Taking Assessment	Number Passing Assessment	Statewide Pass Rate	Statewide Average Scaled Score
TECHNOLOGY EDUCATION (0050) Test Company: ETS Score Range: 250-990	All enrolled students who have completed all nonclinical courses, 2011-12						1			
	Other enrolled students, 2011-12									
	All program completers, 2011-12									
	All program completers, 2010-11						2			
	All program completers, 2009-10									
THEATRE (0640) Test Company: ETS Score Range: 250-990	All enrolled students who have completed all nonclinical courses, 2011-12						1			
	Other enrolled students, 2011-12						1			
	All program completers, 2011-12						1			
	All program completers, 2010-11						3			
	All program completers, 2009-10						6			
WORLD LANGUAGE PEDAGOGY (0841) Test Company: ETS Score Range: 100-200	All enrolled students who have completed all nonclinical courses, 2011-12						2			
	Other enrolled students, 2011-12						4			
	All program completers, 2011-12	1				158	11	11	100%	185
	All program completers, 2010-11						20	20	100%	186
	All program completers, 2009-10									

¹Tests with multiple delivery options (computer, paper, etc.) will be noted with the assessment code for the paper format only.

²Cut scores may vary for groups depending upon when the cut scores are established by the state and when each group completed their teacher certification or licensure assessment.