



Single Assessment Institution-Level Pass Rate Data: Alternative Teacher Preparation Program Within IHE

		<p align="center">HEOA - Title II 2011 - 2012 Academic Year</p>								
Institution Name		UNIVERSITY CENTRAL ARKANSAS								
Institution Code		6012								
State		Arkansas								
							February 28, 2013			
Assessment Information ¹	Group	Number Taking Assessment	Number Passing Assessment	Institutional Pass Rate	Institutional Average Scaled Score	Assessment Cut Score ²	Statewide			
							Number Taking Assessment	Number Passing Assessment	Statewide Pass Rate	Statewide Average Scaled Score
AGRICULTURE (0700) Test Company: ETS Score Range: 250-990	All enrolled students who have completed all nonclinical courses, 2011-12									
	Other enrolled students, 2011-12	1				510	1			
	All program completers, 2011-12						2			
	All program completers, 2010-11						1			
	All program completers, 2009-10									
ART CONTENT AND ANALYSIS (0135) Test Company: ETS Score Range: 100-200	All enrolled students who have completed all nonclinical courses, 2011-12									
	Other enrolled students, 2011-12	4				161	10	8	80%	166
	All program completers, 2011-12									
	All program completers, 2010-11									
	All program completers, 2009-10									
ART CONTENT KNOWLEDGE (0133) Test Company: ETS Score Range: 100-200	All enrolled students who have completed all nonclinical courses, 2011-12									
	Other enrolled students, 2011-12	3				157	12	11	92%	176
	All program completers, 2011-12	5				157	14	14	100%	172
	All program completers, 2010-11	3				157	13	13	100%	171
	All program completers, 2009-10	4				157	8			
ART CONTENT TRAD CRITIC AESTHETICS (0132) Test Company: ETS Score Range: 100-200	All enrolled students who have completed all nonclinical courses, 2011-12									
	Other enrolled students, 2011-12	3				140	12	12	100%	148
	All program completers, 2011-12	5				140	13	13	100%	153
	All program completers, 2010-11	3				140	13	13	100%	149
	All program completers, 2009-10	4				140	9			

Single Assessment Institution-Level Pass Rate Data: Alternative Teacher Preparation Program Within IHE

	HEOA - Title II 2011 - 2012 Academic Year
	Institution Name
	Institution Code
	State

UNIVERSITY CENTRAL ARKANSAS


6012

Arkansas

February 28, 2013

Assessment Information ¹	Group	Number Taking Assessment	Number Passing Assessment	Institutional Pass Rate	Institutional Average Scaled Score	Assessment Cut Score ²	Statewide			
							Number Taking Assessment	Number Passing Assessment	Statewide Pass Rate	Statewide Average Scaled Score
ART MAKING (0131) Test Company: ETS Score Range: 100-200	All enrolled students who have completed all nonclinical courses, 2011-12									
	Other enrolled students, 2011-12	3				146	12	12	100%	162
	All program completers, 2011-12	5				146	13	13	100%	164
	All program completers, 2010-11	3				146	13	13	100%	163
	All program completers, 2009-10	4				146	8			
BIOLOGY CONTENT KNOWLEDGE (0235) Test Company: ETS Score Range: 100-200	All enrolled students who have completed all nonclinical courses, 2011-12						3			
	Other enrolled students, 2011-12	5				142	24	24	100%	151
	All program completers, 2011-12	3				142	9			
	All program completers, 2010-11						11	11	100%	164
	All program completers, 2009-10	2				142	12	12	100%	155
BUSINESS ED CONTENT KNOWLEDGE (0101) Test Company: ETS Score Range: 100-200	All enrolled students who have completed all nonclinical courses, 2011-12						3			
	Other enrolled students, 2011-12	3				154	8			
	All program completers, 2011-12	1				154	3			
	All program completers, 2010-11									
	All program completers, 2009-10									
BUSINESS ED (0100) Test Company: ETS Score Range: 250-990	All enrolled students who have completed all nonclinical courses, 2011-12									
	Other enrolled students, 2011-12						6			
	All program completers, 2011-12	2				550	8			
	All program completers, 2010-11	4				550	9			
	All program completers, 2009-10	2				550	6			

Single Assessment Institution-Level Pass Rate Data: Alternative Teacher Preparation Program Within IHE

	HEOA - Title II 2011 - 2012 Academic Year
	Institution Name
	Institution Code
	State

UNIVERSITY CENTRAL ARKANSAS


6012

Arkansas

February 28, 2013

Assessment Information ¹	Group	Number Taking Assessment	Number Passing Assessment	Institutional Pass Rate	Institutional Average Scaled Score	Assessment Cut Score ²	Statewide			
							Number Taking Assessment	Number Passing Assessment	Statewide Pass Rate	Statewide Average Scaled Score
EARLY CHILDHOOD CONTENT KNOWLEDGE (0022) Test Company: ETS Score Range: 100-200	All enrolled students who have completed all nonclinical courses, 2011-12						12	12	100%	177
	Other enrolled students, 2011-12	57	56	98%	176	157	126	125	99%	176
	All program completers, 2011-12	37	37	100%	176	157	69	69	100%	176
	All program completers, 2010-11	30	30	100%	175	157	40	40	100%	174
	All program completers, 2009-10	31	31	100%	176	157	39	39	100%	177
EARTH AND SPACE SCIENCES - CK (0571) Test Company: ETS Score Range: 100-200	All enrolled students who have completed all nonclinical courses, 2011-12						3			
	Other enrolled students, 2011-12	9				145	43	32	74%	150
	All program completers, 2011-12	7				145	13	13	100%	156
	All program completers, 2010-11						14	14	100%	156
	All program completers, 2009-10	5				145	18	18	100%	157
EDUCATION OF YOUNG CHILDREN (0021) Test Company: ETS Score Range: 100-200	All enrolled students who have completed all nonclinical courses, 2011-12									
	Other enrolled students, 2011-12									
	All program completers, 2011-12									
	All program completers, 2010-11									
	All program completers, 2009-10	4				164	4			
ENG LANG LIT COMP CONTENT & ANALYSIS (0044) Test Company: ETS Score Range: 100-200	All enrolled students who have completed all nonclinical courses, 2011-12						4			
	Other enrolled students, 2011-12	3				166	25	23	92%	178
	All program completers, 2011-12						2			
	All program completers, 2010-11									
	All program completers, 2009-10									

Single Assessment Institution-Level Pass Rate Data: Alternative Teacher Preparation Program Within IHE

	HEOA - Title II 2011 - 2012 Academic Year
	Institution Name
	Institution Code
	State

UNIVERSITY CENTRAL ARKANSAS


6012

Arkansas

February 28, 2013

Assessment Information ¹	Group	Number Taking Assessment	Number Passing Assessment	Institutional Pass Rate	Institutional Average Scaled Score	Assessment Cut Score ²	Statewide			
							Number Taking Assessment	Number Passing Assessment	Statewide Pass Rate	Statewide Average Scaled Score
ENG LANG LIT COMP CONTENT KNOWLEDGE (0041) Test Company: ETS Score Range: 100-200	All enrolled students who have completed all nonclinical courses, 2011-12						1			
	Other enrolled students, 2011-12						4			
	All program completers, 2011-12	3				159	15	15	100%	180
	All program completers, 2010-11	7				159	23	23	100%	176
	All program completers, 2009-10	3				159	14	14	100%	177
ENG LANG LIT COMP ESSAYS (0042) Test Company: ETS Score Range: 100-200	All enrolled students who have completed all nonclinical courses, 2011-12						2			
	Other enrolled students, 2011-12	2				150	10	8	80%	156
	All program completers, 2011-12	5				150	18	18	100%	159
	All program completers, 2010-11	7				150	27	27	100%	157
	All program completers, 2009-10	4				150	15	15	100%	159
ENG LANG LIT COMP PEDAGOGY (0043) Test Company: ETS Score Range: 100-200	All enrolled students who have completed all nonclinical courses, 2011-12						3			
	Other enrolled students, 2011-12						10	7	70%	152
	All program completers, 2011-12	5				145	20	20	100%	156
	All program completers, 2010-11	7				145	27	27	100%	158
	All program completers, 2009-10	4				145	15	15	100%	154
FAMILY AND CONSUMER SCIENCES II (0121) Test Company: ETS Score Range: 100-200	All enrolled students who have completed all nonclinical courses, 2011-12						1			
	Other enrolled students, 2011-12	3				153	6			
	All program completers, 2011-12	1				153	1			
	All program completers, 2010-11									
	All program completers, 2009-10									

Single Assessment Institution-Level Pass Rate Data: Alternative Teacher Preparation Program Within IHE

	HEOA - Title II 2011 - 2012 Academic Year
	Institution Name
	Institution Code
	State

UNIVERSITY CENTRAL ARKANSAS


6012

Arkansas

February 28, 2013

Assessment Information ¹	Group	Number Taking Assessment	Number Passing Assessment	Institutional Pass Rate	Institutional Average Scaled Score	Assessment Cut Score ²	Statewide			
							Number Taking Assessment	Number Passing Assessment	Statewide Pass Rate	Statewide Average Scaled Score
FAMILY AND CONSUMER SCIENCES (0120) Test Company: ETS Score Range: 250-990	All enrolled students who have completed all nonclinical courses, 2011-12									
	Other enrolled students, 2011-12									
	All program completers, 2011-12									
	All program completers, 2010-11									
	All program completers, 2009-10	1				560	1			
FRENCH WORLD LANGUAGE (CD) (5174) Test Company: ETS Score Range: 100-200	All enrolled students who have completed all nonclinical courses, 2011-12									
	Other enrolled students, 2011-12						1			
	All program completers, 2011-12									
	All program completers, 2010-11									
	All program completers, 2009-10									
HEALTH AND PE: CK (0856) Test Company: ETS Score Range: 100-200	All enrolled students who have completed all nonclinical courses, 2011-12						3			
	Other enrolled students, 2011-12	4				144	16	14	88%	158
	All program completers, 2011-12	1				144	9			
	All program completers, 2010-11	3				144	9			
	All program completers, 2009-10	3				144	6			
LIFE SCIENCE: PEDAGOGY (0234) Test Company: ETS Score Range: 100-200	All enrolled students who have completed all nonclinical courses, 2011-12						2			
	Other enrolled students, 2011-12	1				146	7			
	All program completers, 2011-12	5				146	12	12	100%	157
	All program completers, 2010-11						12	12	100%	155
	All program completers, 2009-10	3				146	13	13	100%	156

Single Assessment Institution-Level Pass Rate Data: Alternative Teacher Preparation Program Within IHE

	HEOA - Title II 2011 - 2012 Academic Year
	Institution Name
	Institution Code
	State

UNIVERSITY CENTRAL ARKANSAS


6012

Arkansas

February 28, 2013

Assessment Information ¹	Group	Number Taking Assessment	Number Passing Assessment	Institutional Pass Rate	Institutional Average Scaled Score	Assessment Cut Score ²	Statewide			
							Number Taking Assessment	Number Passing Assessment	Statewide Pass Rate	Statewide Average Scaled Score
MATH PROOFS MODELS PROBLEMS PART 1 (0063) Test Company: ETS Score Range: 100-200	All enrolled students who have completed all nonclinical courses, 2011-12						1			
	Other enrolled students, 2011-12	2				144	22	20	91%	159
	All program completers, 2011-12						7			
	All program completers, 2010-11	4				144	12	12	100%	156
	All program completers, 2009-10	5				144	17	17	100%	155
MATHEMATICS CONTENT KNOWLEDGE (0061) Test Company: ETS Score Range: 100-200	All enrolled students who have completed all nonclinical courses, 2011-12						1			
	Other enrolled students, 2011-12	2				125	22	17	77%	141
	All program completers, 2011-12						8			
	All program completers, 2010-11	4				125	12	12	100%	136
	All program completers, 2009-10	4				125	16	16	100%	136
MATHEMATICS PEDAGOGY (0065) Test Company: ETS Score Range: 100-200	All enrolled students who have completed all nonclinical courses, 2011-12									
	Other enrolled students, 2011-12	1				135	8			
	All program completers, 2011-12						8			
	All program completers, 2010-11	4				135	12	12	100%	151
	All program completers, 2009-10	4				135	16	16	100%	150
MIDDLE SCHOOL CONTENT KNOWLEDGE (0146) Test Company: ETS Score Range: 100-200	All enrolled students who have completed all nonclinical courses, 2011-12						9			
	Other enrolled students, 2011-12	21	20	95%	168	144	91	84	92%	162
	All program completers, 2011-12	21	21	100%	165	144	54	54	100%	162
	All program completers, 2010-11	21	21	100%	160	144	64	64	100%	158
	All program completers, 2009-10	15	15	100%	163	144	51	51	100%	161

Single Assessment Institution-Level Pass Rate Data: Alternative Teacher Preparation Program Within IHE

	HEOA - Title II 2011 - 2012 Academic Year
	Institution Name
	Institution Code
	State

UNIVERSITY CENTRAL ARKANSAS


6012

Arkansas

February 28, 2013

Assessment Information ¹	Group	Number Taking Assessment	Number Passing Assessment	Institutional Pass Rate	Institutional Average Scaled Score	Assessment Cut Score ²	Statewide			
							Number Taking Assessment	Number Passing Assessment	Statewide Pass Rate	Statewide Average Scaled Score
MIDDLE SCHOOL MULTI SUBJ ENG LANG ARTS (CD) (5142) Test Company: ETS Score Range: 100-200	All enrolled students who have completed all nonclinical courses, 2011-12						1			
	Other enrolled students, 2011-12	11	10	91%	171	150	32	28	88%	170
	All program completers, 2011-12									
	All program completers, 2010-11									
	All program completers, 2009-10									
MIDDLE SCHOOL MULTI SUBJ MATHEMATICS (CD) (5143) Test Company: ETS Score Range: 100-200	All enrolled students who have completed all nonclinical courses, 2011-12						1			
	Other enrolled students, 2011-12	11	5	45%	136	143	32	14	44%	139
	All program completers, 2011-12									
	All program completers, 2010-11									
	All program completers, 2009-10									
MIDDLE SCHOOL MULTI SUBJ SCIENCES (CD) (5145) Test Company: ETS Score Range: 100-200	All enrolled students who have completed all nonclinical courses, 2011-12						1			
	Other enrolled students, 2011-12	11	6	55%	144	143	32	19	59%	142
	All program completers, 2011-12									
	All program completers, 2010-11									
	All program completers, 2009-10									
MIDDLE SCHOOL MULTI SUBJ SOCIAL STUDIES (CD) (5144) Test Company: ETS Score Range: 100-200	All enrolled students who have completed all nonclinical courses, 2011-12						1			
	Other enrolled students, 2011-12	11	5	45%	141	142	33	16	48%	142
	All program completers, 2011-12									
	All program completers, 2010-11									
	All program completers, 2009-10									

Single Assessment Institution-Level Pass Rate Data: Alternative Teacher Preparation Program Within IHE

	HEOA - Title II 2011 - 2012 Academic Year
	Institution Name
	Institution Code
	State

UNIVERSITY CENTRAL ARKANSAS


6012

Arkansas

February 28, 2013

Assessment Information ¹	Group	Number Taking Assessment	Number Passing Assessment	Institutional Pass Rate	Institutional Average Scaled Score	Assessment Cut Score ²	Statewide			
							Number Taking Assessment	Number Passing Assessment	Statewide Pass Rate	Statewide Average Scaled Score
MUSIC ANALYSIS (0112) Test Company: ETS Score Range: 100-200	All enrolled students who have completed all nonclinical courses, 2011-12						2			
	Other enrolled students, 2011-12	1				150	5			
	All program completers, 2011-12						2			
	All program completers, 2010-11						1			
	All program completers, 2009-10						1			
MUSIC CONCEPTS AND PROCESSES (0111) Test Company: ETS Score Range: 100-200	All enrolled students who have completed all nonclinical courses, 2011-12						2			
	Other enrolled students, 2011-12	1				145	5			
	All program completers, 2011-12						2			
	All program completers, 2010-11						1			
	All program completers, 2009-10									
MUSIC CONTENT KNOWLEDGE (0113) Test Company: ETS Score Range: 100-200	All enrolled students who have completed all nonclinical courses, 2011-12						2			
	Other enrolled students, 2011-12	1				150	5			
	All program completers, 2011-12	1				150	3			
	All program completers, 2010-11						1			
	All program completers, 2009-10									
PHYSICAL ED ANALYSIS AND DESIGN (0092) Test Company: ETS Score Range: 100-200	All enrolled students who have completed all nonclinical courses, 2011-12						3			
	Other enrolled students, 2011-12	1				150	5			
	All program completers, 2011-12	1				150	8			
	All program completers, 2010-11	3				150	9			
	All program completers, 2009-10	3				150	6			

Single Assessment Institution-Level Pass Rate Data: Alternative Teacher Preparation Program Within IHE

	HEOA - Title II 2011 - 2012 Academic Year
	Institution Name
	Institution Code
	State

UNIVERSITY CENTRAL ARKANSAS


6012

Arkansas

February 28, 2013

Assessment Information ¹	Group	Number Taking Assessment	Number Passing Assessment	Institutional Pass Rate	Institutional Average Scaled Score	Assessment Cut Score ²	Statewide			
							Number Taking Assessment	Number Passing Assessment	Statewide Pass Rate	Statewide Average Scaled Score
PHYSICAL ED CONTENT AND DESIGN (0095) Test Company: ETS Score Range: 100-200	All enrolled students who have completed all nonclinical courses, 2011-12						1			
	Other enrolled students, 2011-12	3				169	11	5	45%	162
	All program completers, 2011-12									
	All program completers, 2010-11									
	All program completers, 2009-10									
PHYSICAL SCIENCE CONTENT KNOWLEDGE (0481) Test Company: ETS Score Range: 100-200	All enrolled students who have completed all nonclinical courses, 2011-12									
	Other enrolled students, 2011-12	4				145	18	17	94%	167
	All program completers, 2011-12	4				145	6			
	All program completers, 2010-11						2			
	All program completers, 2009-10	2				145	6			
PHYSICAL SCIENCE PEDAGOGY (0483) Test Company: ETS Score Range: 100-200	All enrolled students who have completed all nonclinical courses, 2011-12									
	Other enrolled students, 2011-12	1				145	4			
	All program completers, 2011-12	4				145	6			
	All program completers, 2010-11						2			
	All program completers, 2009-10	2				145	6			
PRAXIS I MATHEMATICS (0730) Test Company: ETS Score Range: 150-190	All enrolled students who have completed all nonclinical courses, 2011-12						45	45	100%	180
	Other enrolled students, 2011-12	167	156	93%	178	171	555	538	97%	179
	All program completers, 2011-12	61	61	100%	179	171	182	182	100%	180
	All program completers, 2010-11	63	63	100%	179	171	172	172	100%	179
	All program completers, 2009-10	67	67	100%	178	171	164	164	100%	179

Single Assessment Institution-Level Pass Rate Data: Alternative Teacher Preparation Program Within IHE

	HEOA - Title II 2011 - 2012 Academic Year
	Institution Name
	Institution Code
	State

UNIVERSITY CENTRAL ARKANSAS


6012

Arkansas

February 28, 2013

Assessment Information ¹	Group	Number Taking Assessment	Number Passing Assessment	Institutional Pass Rate	Institutional Average Scaled Score	Assessment Cut Score ²	Statewide			
							Number Taking Assessment	Number Passing Assessment	Statewide Pass Rate	Statewide Average Scaled Score
PRAXIS I READING (0710) Test Company: ETS Score Range: 150-190	All enrolled students who have completed all nonclinical courses, 2011-12						45	45	100%	181
	Other enrolled students, 2011-12	168	157	93%	180	172	554	539	97%	180
	All program completers, 2011-12	61	61	100%	180	172	180	179	99%	180
	All program completers, 2010-11	62	62	100%	180	172	173	173	100%	180
	All program completers, 2009-10	67	67	100%	180	172	161	160	99%	180
PRAXIS I WRITING (0720) Test Company: ETS Score Range: 150-190	All enrolled students who have completed all nonclinical courses, 2011-12						45	45	100%	177
	Other enrolled students, 2011-12	171	157	92%	177	173	564	537	95%	177
	All program completers, 2011-12	65	65	100%	177	173	186	186	100%	177
	All program completers, 2010-11	62	62	100%	178	173	176	176	100%	177
	All program completers, 2009-10	69	69	100%	177	173	165	165	100%	178
PRINC LEARNING AND TEACHING 5-9 II (0623) Test Company: ETS Score Range: 100-200	All enrolled students who have completed all nonclinical courses, 2011-12						3			
	Other enrolled students, 2011-12	1				160	28	25	89%	174
	All program completers, 2011-12	17	17	100%	175	160	50	50	100%	174
	All program completers, 2010-11	1				160	2			
	All program completers, 2009-10									
PRINC LEARNING AND TEACHING 5-9 (0523) Test Company: ETS Score Range: 100-200	All enrolled students who have completed all nonclinical courses, 2011-12						4			
	Other enrolled students, 2011-12						6			
	All program completers, 2011-12	6				164	16	16	100%	172
	All program completers, 2010-11	21	21	100%	175	164	67	67	100%	174
	All program completers, 2009-10	19	19	100%	172	164	59	59	100%	173

Single Assessment Institution-Level Pass Rate Data: *Alternative Teacher Preparation Program Within IHE*


	HEOA - Title II 2011 - 2012 Academic Year
	Institution Name
	Institution Code
	State

UNIVERSITY CENTRAL ARKANSAS
6012
Arkansas

February 28, 2013

Assessment Information ¹	Group	Number Taking Assessment	Number Passing Assessment	Institutional Pass Rate	Institutional Average Scaled Score	Assessment Cut Score ²	Statewide			
							Number Taking Assessment	Number Passing Assessment	Statewide Pass Rate	Statewide Average Scaled Score
PRINC LEARNING AND TEACHING 7-12 II (0624) Test Company: ETS Score Range: 100-200	All enrolled students who have completed all nonclinical courses, 2011-12						10	8	80%	163
	Other enrolled students, 2011-12	5				157	28	21	75%	166
	All program completers, 2011-12	9				157	30	30	100%	172
	All program completers, 2010-11									
	All program completers, 2009-10									
PRINC LEARNING AND TEACHING 7-12 (0524) Test Company: ETS Score Range: 100-200	All enrolled students who have completed all nonclinical courses, 2011-12						2			
	Other enrolled students, 2011-12	2				164	14	10	71%	167
	All program completers, 2011-12	1				164	14	13	93%	170
	All program completers, 2010-11	10	10	100%	177	164	44	44	100%	174
	All program completers, 2009-10	8				164	35	35	100%	173
PRINC LEARNING AND TEACHING EARLY CHILD II (0621) Test Company: ETS Score Range: 100-200	All enrolled students who have completed all nonclinical courses, 2011-12						1			
	Other enrolled students, 2011-12	6				157	31	27	87%	168
	All program completers, 2011-12	27	27	100%	169	157	51	50	98%	169
	All program completers, 2010-11						1			
	All program completers, 2009-10									
PRINC LEARNING AND TEACHING EARLY CHILD (0521) Test Company: ETS Score Range: 100-200	All enrolled students who have completed all nonclinical courses, 2011-12									
	Other enrolled students, 2011-12	4				159	9			
	All program completers, 2011-12	13	13	100%	182	159	25	25	100%	180
	All program completers, 2010-11	35	35	100%	181	159	49	49	100%	182
	All program completers, 2009-10	39	39	100%	180	159	49	49	100%	181

Single Assessment Institution-Level Pass Rate Data: Alternative Teacher Preparation Program Within IHE

	HEOA - Title II 2011 - 2012 Academic Year
	Institution Name
	Institution Code
	State

UNIVERSITY CENTRAL ARKANSAS


6012

Arkansas

February 28, 2013

Assessment Information ¹	Group	Number Taking Assessment	Number Passing Assessment	Institutional Pass Rate	Institutional Average Scaled Score	Assessment Cut Score ²	Statewide			
							Number Taking Assessment	Number Passing Assessment	Statewide Pass Rate	Statewide Average Scaled Score
SOCIAL STUDIES ANALYTICAL ESSAYS (0082) Test Company: ETS Score Range: 100-200	All enrolled students who have completed all nonclinical courses, 2011-12						5			
	Other enrolled students, 2011-12	7				140	27	26	96%	147
	All program completers, 2011-12	3				140	10	10	100%	152
	All program completers, 2010-11	2				140	11	11	100%	148
	All program completers, 2009-10	4				140	16	16	100%	151
SOCIAL STUDIES CONTENT KNOWLEDGE (0081) Test Company: ETS Score Range: 100-200	All enrolled students who have completed all nonclinical courses, 2011-12						5			
	Other enrolled students, 2011-12	7				155	27	24	89%	165
	All program completers, 2011-12	3				155	10	10	100%	171
	All program completers, 2010-11	2				155	11	11	100%	165
	All program completers, 2009-10	4				155	16	16	100%	172
SOCIAL STUDIES: CONTENT & INTERPRET (0086) Test Company: ETS Score Range: 100-200	All enrolled students who have completed all nonclinical courses, 2011-12						1			
	Other enrolled students, 2011-12	9				153	22	17	77%	156
	All program completers, 2011-12						3			
	All program completers, 2010-11									
	All program completers, 2009-10									
SPANISH CONTENT KNOWLEDGE (0191) Test Company: ETS Score Range: 100-200	All enrolled students who have completed all nonclinical courses, 2011-12									
	Other enrolled students, 2011-12	2				155	4			
	All program completers, 2011-12									
	All program completers, 2010-11	1				155	3			
	All program completers, 2009-10	1				155	5			

Single Assessment Institution-Level Pass Rate Data: Alternative Teacher Preparation Program Within IHE

	HEOA - Title II 2011 - 2012 Academic Year
	Institution Name
	Institution Code
	State

UNIVERSITY CENTRAL ARKANSAS


6012

Arkansas

February 28, 2013

Assessment Information ¹	Group	Number Taking Assessment	Number Passing Assessment	Institutional Pass Rate	Institutional Average Scaled Score	Assessment Cut Score ²	Statewide			
							Number Taking Assessment	Number Passing Assessment	Statewide Pass Rate	Statewide Average Scaled Score
SPANISH PRODUCTIVE LANGUAGE SKILLS (0192) Test Company: ETS Score Range: 100-200	All enrolled students who have completed all nonclinical courses, 2011-12									
	Other enrolled students, 2011-12	2				141	3			
	All program completers, 2011-12									
	All program completers, 2010-11	1				141	3			
	All program completers, 2009-10	1				141	5			
SPANISH WORLD LANGUAGE (CD) (5195) Test Company: ETS Score Range: 100-200	All enrolled students who have completed all nonclinical courses, 2011-12									
	Other enrolled students, 2011-12	1				168	7			
	All program completers, 2011-12									
	All program completers, 2010-11									
	All program completers, 2009-10									
SPANISH: PEDAGOGY (0194) Test Company: ETS Score Range: 100-200	All enrolled students who have completed all nonclinical courses, 2011-12									
	Other enrolled students, 2011-12	1				160	1			
	All program completers, 2011-12									
	All program completers, 2010-11	1				160	3			
	All program completers, 2009-10	1				160	5			
SPEECH COMMUNICATION (0220) Test Company: ETS Score Range: 250-990	All enrolled students who have completed all nonclinical courses, 2011-12									
	Other enrolled students, 2011-12						2			
	All program completers, 2011-12						2			
	All program completers, 2010-11						7			
	All program completers, 2009-10						3			

Single Assessment Institution-Level Pass Rate Data: Alternative Teacher Preparation Program Within IHE

	HEOA - Title II 2011 - 2012 Academic Year
	Institution Name
	Institution Code
	State

UNIVERSITY CENTRAL ARKANSAS

6012

Arkansas

February 28, 2013

Assessment Information ¹	Group	Number Taking Assessment	Number Passing Assessment	Institutional Pass Rate	Institutional Average Scaled Score	Assessment Cut Score ²	Statewide			
							Number Taking Assessment	Number Passing Assessment	Statewide Pass Rate	Statewide Average Scaled Score
SPEECH COMMUNICATIONS (0221) Test Company: ETS Score Range: 100-200	All enrolled students who have completed all nonclinical courses, 2011-12									
	Other enrolled students, 2011-12	1				141	6			
	All program completers, 2011-12						2			
	All program completers, 2010-11						2			
	All program completers, 2009-10									
THEATRE (0640) Test Company: ETS Score Range: 250-990	All enrolled students who have completed all nonclinical courses, 2011-12									
	Other enrolled students, 2011-12						1			
	All program completers, 2011-12						1			
	All program completers, 2010-11						5			
	All program completers, 2009-10						2			
WORLD LANGUAGE PEDAGOGY (0841) Test Company: ETS Score Range: 100-200	All enrolled students who have completed all nonclinical courses, 2011-12									
	Other enrolled students, 2011-12	1				158	2			
	All program completers, 2011-12									
	All program completers, 2010-11									
	All program completers, 2009-10									

¹Tests with multiple delivery options (computer, paper, etc.) will be noted with the assessment code for the paper format only.

²Cut scores may vary for groups depending upon when the cut scores are established by the state and when each group completed their teacher certification or licensure assessment.