

Single Assessment Institution-Level Pass Rate Data: Traditional Teacher Preparation Program Within IHE




**HEOA - Title II
2010 - 2011 Academic Year**

Institution Name	UNIVERSITY CENTRAL ARKANSAS
Institution Code	6012
State	Arkansas

March 7, 2012

Assessment Information ¹	Group	Number Taking Assessment	Number Passing Assessment	Institutional Pass Rate	Institutional Average Scaled Score	Assessment Cut Score ²	Statewide			
							Number Taking Assessment	Number Passing Assessment	Statewide Pass Rate	Statewide Average Scaled Score
AGRICULTURE (0700) Test Company: ETS Score Range: 250-990	All enrolled students who have completed all nonclinical courses, 2010-11						2			
	Other enrolled students, 2010-11						5			
	All program completers, 2010-11						19	16	84%	562
	All program completers, 2009-10						16	15	94%	571
	All program completers, 2008-09	1				510	16	15	94%	579
ART CONTENT KNOWLEDGE (0133) Test Company: ETS Score Range: 100-200	All enrolled students who have completed all nonclinical courses, 2010-11	1				157	12	12	100%	170
	Other enrolled students, 2010-11						13	11	85%	167
	All program completers, 2010-11	5				157	34	31	91%	170
	All program completers, 2009-10	7				157	47	47	100%	175
	All program completers, 2008-09	7				157	40	40	100%	173
ART CONTENT TRAD CRITIC AESTHETICS (0132) Test Company: ETS Score Range: 100-200	All enrolled students who have completed all nonclinical courses, 2010-11	1				140	11	11	100%	150
	Other enrolled students, 2010-11						8			
	All program completers, 2010-11	5				140	34	32	94%	148
	All program completers, 2009-10	7				140	47	46	98%	148
	All program completers, 2008-09	6				140	39	39	100%	148
ART MAKING (0131) Test Company: ETS Score Range: 100-200	All enrolled students who have completed all nonclinical courses, 2010-11	1				146	12	12	100%	159
	Other enrolled students, 2010-11						8			
	All program completers, 2010-11	5				146	34	32	94%	158
	All program completers, 2009-10	7				146	47	45	96%	162
	All program completers, 2008-09	6				146	39	39	100%	162

Single Assessment Institution-Level Pass Rate Data: Traditional Teacher Preparation Program Within IHE

	HEOA - Title II 2010 - 2011 Academic Year
	Institution Name
	Institution Code
	State

UNIVERSITY CENTRAL ARKANSAS

6012

Arkansas

March 7, 2012

Assessment Information ¹	Group	Number Taking Assessment	Number Passing Assessment	Institutional Pass Rate	Institutional Average Scaled Score	Assessment Cut Score ²	Statewide			
							Number Taking Assessment	Number Passing Assessment	Statewide Pass Rate	Statewide Average Scaled Score
BIOLOGY CONTENT KNOWLEDGE (0235) Test Company: ETS Score Range: 100-200	All enrolled students who have completed all nonclinical courses, 2010-11	3				142	12	12	100%	170
	Other enrolled students, 2010-11	1				142	7			
	All program completers, 2010-11	2				142	11	11	100%	165
	All program completers, 2009-10	3				142	17	17	100%	161
	All program completers, 2008-09	3				142	20	20	100%	160
BUSINESS EDUCATION: CONTENT KNOWLEDGE (0101) Test Company: ETS Score Range: 100-200	All enrolled students who have completed all nonclinical courses, 2010-11						5			
	Other enrolled students, 2010-11						7			
	All program completers, 2010-11	2				154	12	11	92%	175
	All program completers, 2009-10									
	All program completers, 2008-09									
BUSINESS EDUCATION (0100) Test Company: ETS Score Range: 250-990	All enrolled students who have completed all nonclinical courses, 2010-11						2			
	Other enrolled students, 2010-11						2			
	All program completers, 2010-11						9			
	All program completers, 2009-10	4				550	23	23	100%	621
	All program completers, 2008-09	1				550	30	30	100%	632
EARLY CHILDHOOD CONTENT KNOWLEDGE (0022) Test Company: ETS Score Range: 100-200	All enrolled students who have completed all nonclinical courses, 2010-11	30	30	100%	178	157	361	361	100%	177
	Other enrolled students, 2010-11	3				157	157	154	98%	174
	All program completers, 2010-11	72	72	100%	180	157	650	650	100%	177
	All program completers, 2009-10	68	68	100%	179	157	677	677	100%	177
	All program completers, 2008-09	95	95	100%	179	157	714	714	100%	177

Single Assessment Institution-Level Pass Rate Data: Traditional Teacher Preparation Program Within IHE



**HEOA - Title II
2010 - 2011 Academic Year**

Institution Name	UNIVERSITY CENTRAL ARKANSAS
Institution Code	6012
State	Arkansas

March 7, 2012

Assessment Information ¹	Group	Number Taking Assessment	Number Passing Assessment	Institutional Pass Rate	Institutional Average Scaled Score	Assessment Cut Score ²	Statewide			
							Number Taking Assessment	Number Passing Assessment	Statewide Pass Rate	Statewide Average Scaled Score
EARLY CHILDHOOD EDUCATION (0020) Test Company: ETS Score Range: 250-990	All enrolled students who have completed all nonclinical courses, 2010-11									
	Other enrolled students, 2010-11									
	All program completers, 2010-11									
	All program completers, 2009-10	3				530	4			
	All program completers, 2008-09						1			
EARTH AND SPACE SCIENCES - CONTENT KNOWLEDGE (0571) Test Company: ETS Score Range: 100-200	All enrolled students who have completed all nonclinical courses, 2010-11	3				145	13	11	85%	162
	Other enrolled students, 2010-11	1				145	9			
	All program completers, 2010-11	2				145	23	21	91%	156
	All program completers, 2009-10	4				145	26	25	96%	159
	All program completers, 2008-09	6				145	32	32	100%	160
EDUCATION OF YOUNG CHILDREN (0021) Test Company: ETS Score Range: 100-200	All enrolled students who have completed all nonclinical courses, 2010-11									
	Other enrolled students, 2010-11									
	All program completers, 2010-11									
	All program completers, 2009-10	1				164	4			
	All program completers, 2008-09	12	12	100%	181	164	43	43	100%	179
ENG LANG LIT COMP CONTENT KNOWLEDGE (0041) Test Company: ETS Score Range: 100-200	All enrolled students who have completed all nonclinical courses, 2010-11						31	30	97%	177
	Other enrolled students, 2010-11						27	22	81%	170
	All program completers, 2010-11	12	12	100%	174	159	60	58	97%	178
	All program completers, 2009-10	10	10	100%	183	159	66	66	100%	182
	All program completers, 2008-09	11	11	100%	184	159	77	77	100%	181

Single Assessment Institution-Level Pass Rate Data: Traditional Teacher Preparation Program Within IHE



**HEOA - Title II
2010 - 2011 Academic Year**

Institution Name	UNIVERSITY CENTRAL ARKANSAS
Institution Code	6012
State	Arkansas

March 7, 2012

Assessment Information ¹	Group	Number Taking Assessment	Number Passing Assessment	Institutional Pass Rate	Institutional Average Scaled Score	Assessment Cut Score ²	Statewide			
							Number Taking Assessment	Number Passing Assessment	Statewide Pass Rate	Statewide Average Scaled Score
ENG LANG LIT COMP ESSAYS (0042) Test Company: ETS Score Range: 100-200	All enrolled students who have completed all nonclinical courses, 2010-11						28	25	89%	157
	Other enrolled students, 2010-11						23	19	83%	152
	All program completers, 2010-11	12	12	100%	158	150	61	60	98%	158
	All program completers, 2009-10	10	10	100%	159	150	66	66	100%	159
	All program completers, 2008-09	11	11	100%	157	150	78	77	99%	159
ENG LANG LIT COMP PEDAGOGY (0043) Test Company: ETS Score Range: 100-200	All enrolled students who have completed all nonclinical courses, 2010-11						14	14	100%	154
	Other enrolled students, 2010-11						11	10	91%	152
	All program completers, 2010-11	12	10	83%	153	145	61	56	92%	157
	All program completers, 2009-10	9				145	65	65	100%	157
	All program completers, 2008-09	11	11	100%	159	145	78	78	100%	161
FAMILY AND CONSUMER SCIENCES II (0121) Test Company: ETS Score Range: 100-200	All enrolled students who have completed all nonclinical courses, 2010-11	4				153	10	10	100%	166
	Other enrolled students, 2010-11									
	All program completers, 2010-11	4				153	18	18	100%	169
	All program completers, 2009-10	14	14	100%	168	153	25	25	100%	168
	All program completers, 2008-09	2				153	10	10	100%	172
FAMILY AND CONSUMER SCIENCES (0120) Test Company: ETS Score Range: 250-990	All enrolled students who have completed all nonclinical courses, 2010-11									
	Other enrolled students, 2010-11									
	All program completers, 2010-11									
	All program completers, 2009-10									
	All program completers, 2008-09	4				560	6			

Single Assessment Institution-Level Pass Rate Data: Traditional Teacher Preparation Program Within IHE



**HEOA - Title II
2010 - 2011 Academic Year**

Institution Name	UNIVERSITY CENTRAL ARKANSAS
Institution Code	6012
State	Arkansas

March 7, 2012

Assessment Information ¹	Group	Number Taking Assessment	Number Passing Assessment	Institutional Pass Rate	Institutional Average Scaled Score	Assessment Cut Score ²	Statewide			
							Number Taking Assessment	Number Passing Assessment	Statewide Pass Rate	Statewide Average Scaled Score
FRENCH CONTENT KNOWLEDGE (0173) Test Company: ETS Score Range: 100-200	All enrolled students who have completed all nonclinical courses, 2010-11									
	Other enrolled students, 2010-11									
	All program completers, 2010-11						1			
	All program completers, 2009-10	1				158	5			
	All program completers, 2008-09						1			
FRENCH PRODUCTIVE LANGUAGE SKILLS (0171) Test Company: ETS Score Range: 100-200	All enrolled students who have completed all nonclinical courses, 2010-11									
	Other enrolled students, 2010-11									
	All program completers, 2010-11						1			
	All program completers, 2009-10	1				167	5			
	All program completers, 2008-09						1			
FRENCH: WORLD LANGUAGE (5174) Test Company: ETS Score Range: 100-200	All enrolled students who have completed all nonclinical courses, 2010-11									
	Other enrolled students, 2010-11									
	All program completers, 2010-11						1			
	All program completers, 2009-10									
	All program completers, 2008-09									
GERMAN: WORLD LANGUAGE (5183) Test Company: ETS Score Range: 100-200	All enrolled students who have completed all nonclinical courses, 2010-11						1			
	Other enrolled students, 2010-11									
	All program completers, 2010-11									
	All program completers, 2009-10									
	All program completers, 2008-09									

Single Assessment Institution-Level Pass Rate Data: Traditional Teacher Preparation Program Within IHE




**HEOA - Title II
2010 - 2011 Academic Year**

Institution Name	UNIVERSITY CENTRAL ARKANSAS
Institution Code	6012
State	Arkansas

March 7, 2012

Assessment Information ¹	Group	Number Taking Assessment	Number Passing Assessment	Institutional Pass Rate	Institutional Average Scaled Score	Assessment Cut Score ²	Statewide			
							Number Taking Assessment	Number Passing Assessment	Statewide Pass Rate	Statewide Average Scaled Score
HEALTH AND PE: CK (0856) Test Company: ETS Score Range: 100-200	All enrolled students who have completed all nonclinical courses, 2010-11	6				144	70	67	96%	161
	Other enrolled students, 2010-11						44	43	98%	159
	All program completers, 2010-11	11	11	100%	162	144	140	137	98%	160
	All program completers, 2009-10	9				144	160	159	99%	162
	All program completers, 2008-09	20	20	100%	162	144	141	141	100%	162
LIFE SCIENCE: PEDAGOGY (0234) Test Company: ETS Score Range: 100-200	All enrolled students who have completed all nonclinical courses, 2010-11						4			
	Other enrolled students, 2010-11	2				146	6			
	All program completers, 2010-11	2				146	11	11	100%	157
	All program completers, 2009-10	3				146	17	17	100%	154
	All program completers, 2008-09	3				146	19	19	100%	157
MARKETING EDUCATION II (0561) Test Company: ETS Score Range: 100-200	All enrolled students who have completed all nonclinical courses, 2010-11									
	Other enrolled students, 2010-11									
	All program completers, 2010-11						4			
	All program completers, 2009-10						1			
	All program completers, 2008-09									
MATH PROOFS MODELS PROBLEMS PART 1 (0063) Test Company: ETS Score Range: 100-200	All enrolled students who have completed all nonclinical courses, 2010-11	1				144	16	15	94%	166
	Other enrolled students, 2010-11	2				144	17	14	82%	159
	All program completers, 2010-11	8				144	37	37	100%	163
	All program completers, 2009-10	8				144	41	41	100%	167
	All program completers, 2008-09	11	11	100%	162	144	55	53	96%	162

Single Assessment Institution-Level Pass Rate Data: Traditional Teacher Preparation Program Within IHE

		<p align="center">HEOA - Title II 2010 - 2011 Academic Year</p>								
Institution Name		UNIVERSITY CENTRAL ARKANSAS								
Institution Code		6012								
State		Arkansas								
							March 7, 2012			
Assessment Information ¹	Group	Number Taking Assessment	Number Passing Assessment	Institutional Pass Rate	Institutional Average Scaled Score	Assessment Cut Score ²	Statewide			
							Number Taking Assessment	Number Passing Assessment	Statewide Pass Rate	Statewide Average Scaled Score
MATHEMATICS PEDAGOGY (0065) Test Company: ETS Score Range: 100-200	All enrolled students who have completed all nonclinical courses, 2010-11						7			
	Other enrolled students, 2010-11	2				135	12	5	42%	132
	All program completers, 2010-11	8				135	37	36	97%	148
	All program completers, 2009-10	8				135	41	41	100%	153
	All program completers, 2008-09	11	11	100%	157	135	54	53	98%	151
MATHEMATICS: CONTENT KNOWLEDGE (0061) Test Company: ETS Score Range: 100-200	All enrolled students who have completed all nonclinical courses, 2010-11	1				125	16	14	88%	147
	Other enrolled students, 2010-11	3				125	23	21	91%	145
	All program completers, 2010-11	8				125	37	37	100%	151
	All program completers, 2009-10	8				125	40	40	100%	153
	All program completers, 2008-09	11	11	100%	141	125	55	55	100%	144
MIDDLE SCHOOL SUBJECTS: CK (0146) Test Company: ETS Score Range: 100-200	All enrolled students who have completed all nonclinical courses, 2010-11	12	12	100%	165	144	61	58	95%	160
	Other enrolled students, 2010-11	5				144	47	44	94%	158
	All program completers, 2010-11	17	17	100%	165	144	190	183	96%	161
	All program completers, 2009-10	19	19	100%	161	144	172	171	99%	163
	All program completers, 2008-09	45	45	100%	162	144	190	188	99%	165
MUSIC ANALYSIS (0112) Test Company: ETS Score Range: 100-200	All enrolled students who have completed all nonclinical courses, 2010-11	1				150	25	25	100%	171
	Other enrolled students, 2010-11	2				150	17	16	94%	164
	All program completers, 2010-11	11	11	100%	169	150	53	52	98%	168
	All program completers, 2009-10	22	22	100%	171	150	90	90	100%	169
	All program completers, 2008-09	12	12	100%	178	150	72	72	100%	174

Single Assessment Institution-Level Pass Rate Data: Traditional Teacher Preparation Program Within IHE



**HEOA - Title II
2010 - 2011 Academic Year**

Institution Name	UNIVERSITY CENTRAL ARKANSAS
Institution Code	6012
State	Arkansas

March 7, 2012

Assessment Information ¹	Group	Number Taking Assessment	Number Passing Assessment	Institutional Pass Rate	Institutional Average Scaled Score	Assessment Cut Score ²	Statewide			
							Number Taking Assessment	Number Passing Assessment	Statewide Pass Rate	Statewide Average Scaled Score
MUSIC CONCEPTS AND PROCESSES (0111) Test Company: ETS Score Range: 100-200	All enrolled students who have completed all nonclinical courses, 2010-11	2				145	28	27	96%	156
	Other enrolled students, 2010-11	1				145	23	20	87%	151
	All program completers, 2010-11	11	11	100%	162	145	53	51	96%	161
	All program completers, 2009-10	22	22	100%	155	145	89	87	98%	157
	All program completers, 2008-09	12	12	100%	162	145	72	71	99%	159
MUSIC CONTENT KNOWLEDGE (0113) Test Company: ETS Score Range: 100-200	All enrolled students who have completed all nonclinical courses, 2010-11	2				150	31	28	90%	162
	Other enrolled students, 2010-11	2				150	31	23	74%	158
	All program completers, 2010-11	11	11	100%	166	150	55	52	95%	164
	All program completers, 2009-10	22	22	100%	165	150	90	89	99%	165
	All program completers, 2008-09	12	12	100%	165	150	72	72	100%	165
PHYSICAL ED ANALYSIS AND DESIGN (0092) Test Company: ETS Score Range: 100-200	All enrolled students who have completed all nonclinical courses, 2010-11	6				150	67	64	96%	161
	Other enrolled students, 2010-11						46	46	100%	161
	All program completers, 2010-11	11	11	100%	161	150	138	137	99%	161
	All program completers, 2009-10	9				150	160	160	100%	161
	All program completers, 2008-09	20	20	100%	162	150	142	141	99%	161
PHYSICAL SCIENCE CONTENT KNOWLEDGE (0481) Test Company: ETS Score Range: 100-200	All enrolled students who have completed all nonclinical courses, 2010-11						5			
	Other enrolled students, 2010-11						4			
	All program completers, 2010-11						10	10	100%	174
	All program completers, 2009-10	1				145	9			
	All program completers, 2008-09	3				145	12	12	100%	173

Single Assessment Institution-Level Pass Rate Data: Traditional Teacher Preparation Program Within IHE



**HEOA - Title II
2010 - 2011 Academic Year**

Institution Name	UNIVERSITY CENTRAL ARKANSAS
Institution Code	6012
State	Arkansas

March 7, 2012

Assessment Information ¹	Group	Number Taking Assessment	Number Passing Assessment	Institutional Pass Rate	Institutional Average Scaled Score	Assessment Cut Score ²	Statewide			
							Number Taking Assessment	Number Passing Assessment	Statewide Pass Rate	Statewide Average Scaled Score
PHYSICAL SCIENCE PEDAGOGY (0483) Test Company: ETS Score Range: 100-200	All enrolled students who have completed all nonclinical courses, 2010-11						2			
	Other enrolled students, 2010-11									
	All program completers, 2010-11						10	10	100%	163
	All program completers, 2009-10	1				145	9			
	All program completers, 2008-09	3				145	12	12	100%	170
PRAXIS I MATHEMATICS (0730) Test Company: ETS Score Range: 150-190	All enrolled students who have completed all nonclinical courses, 2010-11	62	62	100%	179	171	1023	997	97%	179
	Other enrolled students, 2010-11	185	185	100%	179	171	2043	2037	100%	179
	All program completers, 2010-11	150	150	100%	179	171	1284	1282	100%	179
	All program completers, 2009-10	182	182	100%	180	171	1332	1332	100%	179
	All program completers, 2008-09	228	228	100%	179	171	1438	1438	100%	179
PRAXIS I READING (0710) Test Company: ETS Score Range: 150-190	All enrolled students who have completed all nonclinical courses, 2010-11	62	62	100%	179	172	1018	1000	98%	179
	Other enrolled students, 2010-11	186	186	100%	180	172	2045	2040	100%	179
	All program completers, 2010-11	150	150	100%	179	172	1280	1279	100%	179
	All program completers, 2009-10	181	181	100%	179	172	1330	1328	100%	179
	All program completers, 2008-09	228	228	100%	180	172	1441	1437	100%	179
PRAXIS I WRITING (0720) Test Company: ETS Score Range: 150-190	All enrolled students who have completed all nonclinical courses, 2010-11	62	62	100%	177	173	1023	989	97%	176
	Other enrolled students, 2010-11	188	188	100%	177	173	2058	2048	100%	176
	All program completers, 2010-11	151	151	100%	177	173	1288	1286	100%	177
	All program completers, 2009-10	183	183	100%	177	173	1346	1344	100%	177
	All program completers, 2008-09	232	232	100%	177	173	1451	1446	100%	177

Single Assessment Institution-Level Pass Rate Data: Traditional Teacher Preparation Program Within IHE



**HEOA - Title II
2010 - 2011 Academic Year**


Institution Name	UNIVERSITY CENTRAL ARKANSAS
Institution Code	6012
State	Arkansas

March 7, 2012

Assessment Information ¹	Group	Number Taking Assessment	Number Passing Assessment	Institutional Pass Rate	Institutional Average Scaled Score	Assessment Cut Score ²	Statewide			
							Number Taking Assessment	Number Passing Assessment	Statewide Pass Rate	Statewide Average Scaled Score
PRINCIPLES LEARNING AND TEACHING 5-9 (0523) Test Company: ETS Score Range: 100-200	All enrolled students who have completed all nonclinical courses, 2010-11	8				164	46	33	72%	168
	Other enrolled students, 2010-11	2				164	28	17	61%	162
	All program completers, 2010-11	25	24	96%	172	164	205	187	91%	172
	All program completers, 2009-10	26	26	100%	173	164	193	186	96%	174
	All program completers, 2008-09	59	59	100%	174	164	211	209	99%	173
PRINCIPLES LEARNING AND TEACHING 7-12 (0524) Test Company: ETS Score Range: 100-200	All enrolled students who have completed all nonclinical courses, 2010-11	3				164	86	67	78%	169
	Other enrolled students, 2010-11	1				164	49	25	51%	166
	All program completers, 2010-11	30	28	93%	173	164	319	281	88%	171
	All program completers, 2009-10	56	55	98%	173	164	402	377	94%	172
	All program completers, 2008-09	48	48	100%	173	164	349	337	97%	172
PRINCIPLES LEARNING AND TEACHING EARLY CHILDHOOD (0521) Test Company: ETS Score Range: 100-200	All enrolled students who have completed all nonclinical courses, 2010-11	25	24	96%	183	159	215	211	98%	181
	Other enrolled students, 2010-11	2				159	100	91	91%	176
	All program completers, 2010-11	75	75	100%	184	159	695	694	100%	182
	All program completers, 2009-10	78	78	100%	181	159	753	752	100%	181
	All program completers, 2008-09	110	110	100%	184	159	802	801	100%	181
SE CORE KNOWLEDGE & APPLICATIONS (0354) Test Company: ETS Score Range: 100-200	All enrolled students who have completed all nonclinical courses, 2010-11						2			
	Other enrolled students, 2010-11						2			
	All program completers, 2010-11						15	15	100%	176
	All program completers, 2009-10									

Single Assessment Institution-Level Pass Rate Data: Traditional Teacher Preparation Program Within IHE

	All program completers, 2008-09									
--	---------------------------------	--	--	--	--	--	--	--	--	--


	HEOA - Title II 2010 - 2011 Academic Year
	Institution Name UNIVERSITY CENTRAL ARKANSAS
	Institution Code 6012
	State Arkansas

March 7, 2012

Assessment Information ¹	Group	Number Taking Assessment	Number Passing Assessment	Institutional Pass Rate	Institutional Average Scaled Score	Assessment Cut Score ²	Statewide			
							Number Taking Assessment	Number Passing Assessment	Statewide Pass Rate	Statewide Average Scaled Score
SE KNOWLEDGE-BASED CORE PRINCIPLES (0351) Test Company: ETS Score Range: 100-200	All enrolled students who have completed all nonclinical courses, 2010-11									
	Other enrolled students, 2010-11									
	All program completers, 2010-11						6			
	All program completers, 2009-10						35	30	86%	159
	All program completers, 2008-09						17	16	94%	159
SOCIAL STUDIES: ANALYTICAL ESSAYS (0082) Test Company: ETS Score Range: 100-200	All enrolled students who have completed all nonclinical courses, 2010-11	1				140	34	32	94%	150
	Other enrolled students, 2010-11	11	7	64%	145	140	41	31	76%	146
	All program completers, 2010-11	9				140	75	73	97%	150
	All program completers, 2009-10	14	14	100%	149	140	79	76	96%	149
	All program completers, 2008-09	17	17	100%	151	140	84	84	100%	150
SOCIAL STUDIES: CONTENT KNOWLEDGE (0081) Test Company: ETS Score Range: 100-200	All enrolled students who have completed all nonclinical courses, 2010-11	1				155	35	33	94%	170
	Other enrolled students, 2010-11	11	7	64%	164	155	42	28	67%	163
	All program completers, 2010-11	9				155	76	74	97%	168
	All program completers, 2009-10	14	14	100%	170	155	79	74	94%	169
	All program completers, 2008-09	17	17	100%	169	155	84	82	98%	168
SPANISH CONTENT KNOWLEDGE (0191) Test Company: ETS Score Range: 100-200	All enrolled students who have completed all nonclinical courses, 2010-11									
	Other enrolled students, 2010-11	1				155	2			
	All program completers, 2010-11						7			

Single Assessment Institution-Level Pass Rate Data: Traditional Teacher Preparation Program Within IHE

	All program completers, 2009-10	3				155	10	10	100%	174
	All program completers, 2008-09	7				155	26	26	100%	171


	HEOA - Title II 2010 - 2011 Academic Year	
	Institution Name	UNIVERSITY CENTRAL ARKANSAS
	Institution Code	6012
	State	Arkansas

March 7, 2012

Assessment Information ¹	Group	Number Taking Assessment	Number Passing Assessment	Institutional Pass Rate	Institutional Average Scaled Score	Assessment Cut Score ²	Statewide			
							Number Taking Assessment	Number Passing Assessment	Statewide Pass Rate	Statewide Average Scaled Score
SPANISH PRODUCTIVE LANGUAGE SKILLS (0192) Test Company: ETS Score Range: 100-200	All enrolled students who have completed all nonclinical courses, 2010-11									
	Other enrolled students, 2010-11	1				141	2			
	All program completers, 2010-11						7			
	All program completers, 2009-10	3				141	10	10	100%	164
	All program completers, 2008-09	7				141	26	26	100%	166
SPANISH: WORLD LANGUAGE (5195) Test Company: ETS Score Range: 100-200	All enrolled students who have completed all nonclinical courses, 2010-11	1				168	3			
	Other enrolled students, 2010-11						7			
	All program completers, 2010-11						14	7	50%	160
	All program completers, 2009-10									
	All program completers, 2008-09									
SPANISH: PEDAGOGY (0194) Test Company: ETS Score Range: 100-200	All enrolled students who have completed all nonclinical courses, 2010-11									
	Other enrolled students, 2010-11						1			
	All program completers, 2010-11						3			
	All program completers, 2009-10	3				160	10	10	100%	179
	All program completers, 2008-09	7				160	26	26	100%	173
SPECIAL ED PRESCHOOLEARLY CHILD (0690) Test Company: ETS	All enrolled students who have completed all nonclinical courses, 2010-11									
	Other enrolled students, 2010-11									

Single Assessment Institution-Level Pass Rate Data: Traditional Teacher Preparation Program Within IHE

Score Range: 250-990	All program completers, 2010-11									
	All program completers, 2009-10						34	23	68%	607
	All program completers, 2008-09						16	13	81%	614


	HEOA - Title II 2010 - 2011 Academic Year
Institution Name	UNIVERSITY CENTRAL ARKANSAS
Institution Code	6012
State	Arkansas

March 7, 2012

Assessment Information ¹	Group	Number Taking Assessment	Number Passing Assessment	Institutional Pass Rate	Institutional Average Scaled Score	Assessment Cut Score ²	Statewide			
							Number Taking Assessment	Number Passing Assessment	Statewide Pass Rate	Statewide Average Scaled Score
SPEECH COMMUNICATION (0220) Test Company: ETS Score Range: 250-990	All enrolled students who have completed all nonclinical courses, 2010-11									
	Other enrolled students, 2010-11									
	All program completers, 2010-11									
	All program completers, 2009-10						4			
	All program completers, 2008-09						4			
SPEECH COMMUNICATIONS (0221) Test Company: ETS Score Range: 100-200	All enrolled students who have completed all nonclinical courses, 2010-11									
	Other enrolled students, 2010-11						2			
	All program completers, 2010-11						4			
	All program completers, 2009-10						3			
	All program completers, 2008-09									
TECHNOLOGY EDUCATION (0050) Test Company: ETS Score Range: 250-990	All enrolled students who have completed all nonclinical courses, 2010-11						1			
	Other enrolled students, 2010-11									
	All program completers, 2010-11						2			
	All program completers, 2009-10									
	All program completers, 2008-09									
THEATRE (0640)	All enrolled students who have completed all nonclinical courses, 2010-11									

Single Assessment Institution-Level Pass Rate Data: Traditional Teacher Preparation Program Within IHE

Test Company: ETS Score Range: 250-990	Other enrolled students, 2010-11									
	All program completers, 2010-11						3			
	All program completers, 2009-10						6			
	All program completers, 2008-09						4			

	HEOA - Title II 2010 - 2011 Academic Year
Institution Name	UNIVERSITY CENTRAL ARKANSAS
Institution Code	6012
State	Arkansas

March 7, 2012

Assessment Information ¹	Group	Number Taking Assessment	Number Passing Assessment	Institutional Pass Rate	Institutional Average Scaled Score	Assessment Cut Score ²	Statewide			
							Number Taking Assessment	Number Passing Assessment	Statewide Pass Rate	Statewide Average Scaled Score
WORLD LANGUAGE PEDAGOGY (0841) Test Company: ETS Score Range: 100-200	All enrolled students who have completed all nonclinical courses, 2010-11	1				158	4			
	Other enrolled students, 2010-11						4			
	All program completers, 2010-11						20	20	100%	186
	All program completers, 2009-10									
	All program completers, 2008-09									

¹Tests with multiple delivery options (computer, paper, etc.) will be noted with the assessment code for the paper format only.

²Cut scores may vary for groups depending upon when the cut scores are established by the state and when each group completed their teacher certification or licensure assessment.