


Single Assessment Institution-Level Pass Rate Data: Traditional Teacher Preparation Program Within IHE

	HEOA - Title II 2012 - 2013 Academic Year
	Institution Name
	Institution Code
	State

UNIVERSITY CENTRAL ARKANSAS


6012

Arkansas

January 31, 2014

Assessment Information ¹	Group	Number Taking Assessment	Number Passing Assessment	Institutional Pass Rate	Institutional Average Scaled Score	Assessment Cut Score ²	Statewide			
							Number Taking Assessment	Number Passing Assessment	Statewide Pass Rate	Statewide Average Scaled Score
AGRICULTURE (0700) Test Company: ETS Score Range: 250-990	All enrolled students who have completed all nonclinical courses, 2012-13						3			
	Other enrolled students, 2012-13						7			
	All program completers, 2012-13						17	16	94%	575
	All program completers, 2011-12						18	18	100%	570
	All program completers, 2010-11						19	17	89%	566
ART CONTENT AND ANALYSIS (0135) Test Company: ETS Score Range: 100-200	All enrolled students who have completed all nonclinical courses, 2012-13	2				161	9			
	Other enrolled students, 2012-13						17	15	88%	168
	All program completers, 2012-13	11	11	100%	173	161	28	27	96%	172
	All program completers, 2011-12	2				161	26	26	100%	170
	All program completers, 2010-11									
ART CONTENT KNOWLEDGE (0133) Test Company: ETS Score Range: 100-200	All enrolled students who have completed all nonclinical courses, 2012-13						2			
	Other enrolled students, 2012-13						2			
	All program completers, 2012-13									
	All program completers, 2011-12	1				157	16	16	100%	171
	All program completers, 2010-11	5				157	34	31	91%	170
ART CONTENT TRAD CRITIC AESTHETICS (0132) Test Company: ETS Score Range: 100-200	All enrolled students who have completed all nonclinical courses, 2012-13						2			
	Other enrolled students, 2012-13						1			
	All program completers, 2012-13									
	All program completers, 2011-12	1				140	16	16	100%	148
	All program completers, 2010-11	5				140	34	32	94%	148

Single Assessment Institution-Level Pass Rate Data: Traditional Teacher Preparation Program Within IHE

	HEOA - Title II 2012 - 2013 Academic Year
	Institution Name
	Institution Code
	State

UNIVERSITY CENTRAL ARKANSAS


6012

Arkansas


January 31, 2014

Assessment Information ¹	Group	Number Taking Assessment	Number Passing Assessment	Institutional Pass Rate	Institutional Average Scaled Score	Assessment Cut Score ²	Statewide				
							Number Taking Assessment	Number Passing Assessment	Statewide Pass Rate	Statewide Average Scaled Score	
ART MAKING (0131) Test Company: ETS Score Range: 100-200	All enrolled students who have completed all nonclinical courses, 2012-13						2				
	Other enrolled students, 2012-13						1				
	All program completers, 2012-13										
	All program completers, 2011-12	1				146	16	16	100%	158	
	All program completers, 2010-11	5				146	34	32	94%	158	
BIOLOGY CONTENT KNOWLEDGE (0235) Test Company: ETS Score Range: 100-200	All enrolled students who have completed all nonclinical courses, 2012-13						9				
	Other enrolled students, 2012-13						11	10	91%	156	
	All program completers, 2012-13	2				142	22	22	100%	165	
	All program completers, 2011-12	5				142	16	16	100%	168	
	All program completers, 2010-11	2				142	11	11	100%	165	
BUSINESS ED CONTENT KNOWLEDGE (0101) Test Company: ETS Score Range: 100-200	All enrolled students who have completed all nonclinical courses, 2012-13						13	13	100%	172	
	Other enrolled students, 2012-13						7				
	All program completers, 2012-13						20	20	100%	170	
	All program completers, 2011-12	2				154	18	18	100%	173	
	All program completers, 2010-11	2				154	12	11	92%	175	
BUSINESS ED (0100) Test Company: ETS Score Range: 250-990	All enrolled students who have completed all nonclinical courses, 2012-13										
	Other enrolled students, 2012-13						1				
	All program completers, 2012-13										
	All program completers, 2011-12						2				
	All program completers, 2010-11						9				


Single Assessment Institution-Level Pass Rate Data: Traditional Teacher Preparation Program Within IHE

		HEOA - Title II 2012 - 2013 Academic Year								
Institution Name	UNIVERSITY CENTRAL ARKANSAS									
Institution Code	6012									
State	Arkansas									
							January 31, 2014			
Assessment Information ¹	Group	Number Taking Assessment	Number Passing Assessment	Institutional Pass Rate	Institutional Average Scaled Score	Assessment Cut Score ²	Statewide			
							Number Taking Assessment	Number Passing Assessment	Statewide Pass Rate	Statewide Average Scaled Score
EARLY CHILDHOOD CONTENT KNOWLEDGE (0022) Test Company: ETS Score Range: 100-200	All enrolled students who have completed all nonclinical courses, 2012-13	30	30	100%	178	157	282	282	100%	178
	Other enrolled students, 2012-13	3				157	265	264	100%	176
	All program completers, 2012-13	64	64	100%	180	157	669	669	100%	178
	All program completers, 2011-12	67	67	100%	180	157	693	692	100%	177
	All program completers, 2010-11	72	72	100%	180	157	652	652	100%	177
EARTH AND SPACE SCIENCES - CK (0571) Test Company: ETS Score Range: 100-200	All enrolled students who have completed all nonclinical courses, 2012-13						7			
	Other enrolled students, 2012-13						9			
	All program completers, 2012-13	4				145	29	28	97%	158
	All program completers, 2011-12	5				145	27	26	96%	162
	All program completers, 2010-11	2				145	23	22	96%	157
ENG LANG LIT COMP CONTENT & ANALYSIS (0044) Test Company: ETS Score Range: 100-200	All enrolled students who have completed all nonclinical courses, 2012-13	4				166	40	39	98%	180
	Other enrolled students, 2012-13						39	28	72%	171
	All program completers, 2012-13	14	14	100%	184	166	98	94	96%	179
	All program completers, 2011-12	8				166	42	42	100%	181
	All program completers, 2010-11									
ENG LANG LIT COMP CONTENT KNOWLEDGE (0041) Test Company: ETS Score Range: 100-200	All enrolled students who have completed all nonclinical courses, 2012-13						1			
	Other enrolled students, 2012-13						6			
	All program completers, 2012-13						6			
	All program completers, 2011-12						42	42	100%	177
	All program completers, 2010-11	12	12	100%	174	159	60	58	97%	178


Single Assessment Institution-Level Pass Rate Data: Traditional Teacher Preparation Program Within IHE

		<p align="center">HEOA - Title II 2012 - 2013 Academic Year</p>								
Institution Name		UNIVERSITY CENTRAL ARKANSAS								
Institution Code		6012								
State		Arkansas								
							January 31, 2014			
Assessment Information ¹	Group	Number Taking Assessment	Number Passing Assessment	Institutional Pass Rate	Institutional Average Scaled Score	Assessment Cut Score ²	Statewide			
							Number Taking Assessment	Number Passing Assessment	Statewide Pass Rate	Statewide Average Scaled Score
ENG LANG LIT COMP ESSAYS (0042) Test Company: ETS Score Range: 100-200	All enrolled students who have completed all nonclinical courses, 2012-13						1			
	Other enrolled students, 2012-13						3			
	All program completers, 2012-13						6			
	All program completers, 2011-12						40	40	100%	158
	All program completers, 2010-11	12	12	100%	158	150	61	60	98%	158
ENG LANG LIT COMP PEDAGOGY (0043) Test Company: ETS Score Range: 100-200	All enrolled students who have completed all nonclinical courses, 2012-13						19	18	95%	154
	Other enrolled students, 2012-13						24	23	96%	158
	All program completers, 2012-13	14	14	100%	158	145	103	100	97%	157
	All program completers, 2011-12	8				145	84	83	99%	156
	All program completers, 2010-11	12	11	92%	155	145	61	59	97%	158
FAMILY AND CONSUMER SCIENCES II (0121) Test Company: ETS Score Range: 100-200	All enrolled students who have completed all nonclinical courses, 2012-13	4				153	8			
	Other enrolled students, 2012-13						2			
	All program completers, 2012-13	9				153	24	24	100%	169
	All program completers, 2011-12	5				153	16	16	100%	169
	All program completers, 2010-11	4				153	18	18	100%	169
FRENCH CONTENT KNOWLEDGE (0173) Test Company: ETS Score Range: 100-200	All enrolled students who have completed all nonclinical courses, 2012-13									
	Other enrolled students, 2012-13									
	All program completers, 2012-13									
	All program completers, 2011-12									
	All program completers, 2010-11						1			


Single Assessment Institution-Level Pass Rate Data: Traditional Teacher Preparation Program Within IHE

		HEOA - Title II 2012 - 2013 Academic Year								
Institution Name	UNIVERSITY CENTRAL ARKANSAS									
Institution Code	6012									
State	Arkansas									
							January 31, 2014			
Assessment Information ¹	Group	Number Taking Assessment	Number Passing Assessment	Institutional Pass Rate	Institutional Average Scaled Score	Assessment Cut Score ²	Statewide			
							Number Taking Assessment	Number Passing Assessment	Statewide Pass Rate	Statewide Average Scaled Score
FRENCH PRODUCTIVE LANGUAGE SKILLS (0171) Test Company: ETS Score Range: 100-200	All enrolled students who have completed all nonclinical courses, 2012-13									
	Other enrolled students, 2012-13									
	All program completers, 2012-13									
	All program completers, 2011-12									
	All program completers, 2010-11						1			
FRENCH WORLD LANGUAGE (CD) (5174) Test Company: ETS Score Range: 100-200	All enrolled students who have completed all nonclinical courses, 2012-13									
	Other enrolled students, 2012-13						1			
	All program completers, 2012-13	1				162	7			
	All program completers, 2011-12						1			
	All program completers, 2010-11						1			
GERMAN WORLD LANGUAGE (CD) (5183) Test Company: ETS Score Range: 100-200	All enrolled students who have completed all nonclinical courses, 2012-13									
	Other enrolled students, 2012-13									
	All program completers, 2012-13						1			
	All program completers, 2011-12						2			
	All program completers, 2010-11									
HEALTH AND PE CK (0856) Test Company: ETS Score Range: 100-200	All enrolled students who have completed all nonclinical courses, 2012-13	5				144	53	52	98%	161
	Other enrolled students, 2012-13	4				144	97	97	100%	160
	All program completers, 2012-13	12	12	100%	163	144	155	152	98%	161
	All program completers, 2011-12	6				144	142	139	98%	160
	All program completers, 2010-11	11	11	100%	162	144	142	140	99%	160


Single Assessment Institution-Level Pass Rate Data: Traditional Teacher Preparation Program Within IHE

		HEOA - Title II 2012 - 2013 Academic Year								
Institution Name	UNIVERSITY CENTRAL ARKANSAS									
Institution Code	6012									
State	Arkansas									
							<i>January 31, 2014</i>			
Assessment Information ¹	Group	Number Taking Assessment	Number Passing Assessment	Institutional Pass Rate	Institutional Average Scaled Score	Assessment Cut Score ²	Statewide			
							Number Taking Assessment	Number Passing Assessment	Statewide Pass Rate	Statewide Average Scaled Score
LIFE SCIENCE PEDAGOGY (0234) Test Company: ETS Score Range: 100-200	All enrolled students who have completed all nonclinical courses, 2012-13						4			
	Other enrolled students, 2012-13						5			
	All program completers, 2012-13	2				146	21	20	95%	154
	All program completers, 2011-12	5				146	16	16	100%	153
	All program completers, 2010-11	2				146	11	11	100%	157
MARKETING EDUCATION II (0561) Test Company: ETS Score Range: 100-200	All enrolled students who have completed all nonclinical courses, 2012-13									
	Other enrolled students, 2012-13									
	All program completers, 2012-13									
	All program completers, 2011-12						1			
	All program completers, 2010-11						4			
MATH PROOFS MODELS PROBLEMS PART 1 (0063) Test Company: ETS Score Range: 100-200	All enrolled students who have completed all nonclinical courses, 2012-13						16	15	94%	165
	Other enrolled students, 2012-13	3				144	28	25	89%	163
	All program completers, 2012-13	13	13	100%	161	144	56	54	96%	163
	All program completers, 2011-12	8				144	44	44	100%	166
	All program completers, 2010-11	8				144	37	37	100%	164
MATHEMATICS CONTENT KNOWLEDGE (0061) Test Company: ETS Score Range: 100-200	All enrolled students who have completed all nonclinical courses, 2012-13						18	18	100%	159
	Other enrolled students, 2012-13	6				125	36	31	86%	145
	All program completers, 2012-13	13	13	100%	148	125	56	55	98%	148
	All program completers, 2011-12	8				125	44	44	100%	152
	All program completers, 2010-11	8				125	37	37	100%	151


Single Assessment Institution-Level Pass Rate Data: Traditional Teacher Preparation Program Within IHE

		HEOA - Title II 2012 - 2013 Academic Year								
Institution Name	UNIVERSITY CENTRAL ARKANSAS									
Institution Code	6012									
State	Arkansas									
							January 31, 2014			
Assessment Information ¹	Group	Number Taking Assessment	Number Passing Assessment	Institutional Pass Rate	Institutional Average Scaled Score	Assessment Cut Score ²	Statewide			
							Number Taking Assessment	Number Passing Assessment	Statewide Pass Rate	Statewide Average Scaled Score
MATHEMATICS PEDAGOGY (0065) Test Company: ETS Score Range: 100-200	All enrolled students who have completed all nonclinical courses, 2012-13						8			
	Other enrolled students, 2012-13						11	10	91%	149
	All program completers, 2012-13	13	13	100%	153	135	56	55	98%	153
	All program completers, 2011-12	8				135	44	43	98%	154
	All program completers, 2010-11	8				135	37	37	100%	149
MIDDLE SCHOOL CONTENT KNOWLEDGE (0146) Test Company: ETS Score Range: 100-200	All enrolled students who have completed all nonclinical courses, 2012-13	1				144	11	11	100%	163
	Other enrolled students, 2012-13						3			
	All program completers, 2012-13						20	19	95%	162
	All program completers, 2011-12	19	19	100%	164	144	134	133	99%	162
	All program completers, 2010-11	17	17	100%	165	144	186	184	99%	162
MIDDLE SCHOOL MULTI SUBJ ENG LANG ARTS (CD) (5142) Test Company: ETS Score Range: 100-200	All enrolled students who have completed all nonclinical courses, 2012-13	6				150	45	44	98%	172
	Other enrolled students, 2012-13	2				150	63	57	90%	170
	All program completers, 2012-13	17	17	100%	177	150	139	138	99%	174
	All program completers, 2011-12	1				150	70	68	97%	166
	All program completers, 2010-11						4			
MIDDLE SCHOOL MULTI SUBJ MATHEMATICS (CD) (5143) Test Company: ETS Score Range: 100-200	All enrolled students who have completed all nonclinical courses, 2012-13	2				143	33	26	79%	154
	Other enrolled students, 2012-13	6				143	59	37	63%	152
	All program completers, 2012-13	15	15	100%	165	143	142	111	78%	155
	All program completers, 2011-12	1				143	74	51	69%	146
	All program completers, 2010-11						4			

Single Assessment Institution-Level Pass Rate Data: Traditional Teacher Preparation Program Within IHE

		<p align="center">HEOA - Title II 2012 - 2013 Academic Year</p>								
Institution Name		UNIVERSITY CENTRAL ARKANSAS								
Institution Code		6012								
State		Arkansas								
							January 31, 2014			
							Statewide			
<i>Assessment Information</i> ¹	<i>Group</i>	<i>Number Taking Assessment</i>	<i>Number Passing Assessment</i>	<i>Institutional Pass Rate</i>	<i>Institutional Average Scaled Score</i>	<i>Assessment Cut Score</i> ²	<i>Number Taking Assessment</i>	<i>Number Passing Assessment</i>	<i>Statewide Pass Rate</i>	<i>Statewide Average Scaled Score</i>
<i>MIDDLE SCHOOL MULTI SUBJ SCIENCES (CD) (5145)</i> <i>Test Company: ETS</i> <i>Score Range: 100-200</i>	All enrolled students who have completed all nonclinical courses, 2012-13	2				143	34	27	79%	150
	Other enrolled students, 2012-13	6				143	59	39	66%	147
	All program completers, 2012-13	16	16	100%	156	143	144	121	84%	151
	All program completers, 2011-12	1				143	71	51	72%	147
	All program completers, 2010-11						4			
<i>MIDDLE SCHOOL MULTI SUBJ SOCIAL STUDIES (CD) (5144)</i> <i>Test Company: ETS</i> <i>Score Range: 100-200</i>	All enrolled students who have completed all nonclinical courses, 2012-13	5				142	34	25	74%	150
	Other enrolled students, 2012-13	2				142	61	31	51%	143
	All program completers, 2012-13	12	12	100%	155	142	133	89	67%	148
	All program completers, 2011-12	1				142	73	47	64%	145
	All program completers, 2010-11						4			
<i>MUSIC ANALYSIS (0112)</i> <i>Test Company: ETS</i> <i>Score Range: 100-200</i>	All enrolled students who have completed all nonclinical courses, 2012-13						9			
	Other enrolled students, 2012-13						11	9	82%	159
	All program completers, 2012-13	9				150	45	45	100%	170
	All program completers, 2011-12	8				150	71	71	100%	171
	All program completers, 2010-11	11	11	100%	169	150	54	53	98%	168
<i>MUSIC CONCEPTS AND PROCESSES (0111)</i> <i>Test Company: ETS</i> <i>Score Range: 100-200</i>	All enrolled students who have completed all nonclinical courses, 2012-13						9			
	Other enrolled students, 2012-13						11	6	55%	148
	All program completers, 2012-13	9				145	47	46	98%	159
	All program completers, 2011-12	8				145	73	73	100%	159
	All program completers, 2010-11	11	11	100%	162	145	54	53	98%	162

Single Assessment Institution-Level Pass Rate Data: Traditional Teacher Preparation Program Within IHE

	HEOA - Title II 2012 - 2013 Academic Year
	Institution Name
	Institution Code
	State

UNIVERSITY CENTRAL ARKANSAS


6012

Arkansas

January 31, 2014

Assessment Information ¹	Group	Number Taking Assessment	Number Passing Assessment	Institutional Pass Rate	Institutional Average Scaled Score	Assessment Cut Score ²	Statewide			
							Number Taking Assessment	Number Passing Assessment	Statewide Pass Rate	Statewide Average Scaled Score
MUSIC CONTENT & INSTRUCTION (0114) Test Company: ETS Score Range: 100-200	All enrolled students who have completed all nonclinical courses, 2012-13	7				162	10	8	80%	163
	Other enrolled students, 2012-13	1				162	34	14	41%	158
	All program completers, 2012-13	2				162	20	18	90%	167
	All program completers, 2011-12						1			
	All program completers, 2010-11									
MUSIC CONTENT KNOWLEDGE (0113) Test Company: ETS Score Range: 100-200	All enrolled students who have completed all nonclinical courses, 2012-13						10	10	100%	166
	Other enrolled students, 2012-13						14	11	79%	157
	All program completers, 2012-13	9				150	48	48	100%	167
	All program completers, 2011-12	8				150	74	74	100%	165
	All program completers, 2010-11	11	11	100%	166	150	56	55	98%	165
PHYSICAL ED ANALYSIS AND DESIGN (0092) Test Company: ETS Score Range: 100-200	All enrolled students who have completed all nonclinical courses, 2012-13									
	Other enrolled students, 2012-13						5			
	All program completers, 2012-13						11	11	100%	157
	All program completers, 2011-12	5				150	68	68	100%	161
	All program completers, 2010-11	11	11	100%	161	150	136	136	100%	161
PHYSICAL ED CONTENT AND DESIGN (0095) Test Company: ETS Score Range: 100-200	All enrolled students who have completed all nonclinical courses, 2012-13	5				169	53	40	75%	171
	Other enrolled students, 2012-13	6				169	90	67	74%	171
	All program completers, 2012-13	12	12	100%	178	169	145	119	82%	172
	All program completers, 2011-12	1				169	73	58	79%	171
	All program completers, 2010-11						5			

Single Assessment Institution-Level Pass Rate Data: Traditional Teacher Preparation Program Within IHE

	HEOA - Title II 2012 - 2013 Academic Year
	Institution Name
	Institution Code
	State

UNIVERSITY CENTRAL ARKANSAS


6012

Arkansas

January 31, 2014

Assessment Information ¹	Group	Number Taking Assessment	Number Passing Assessment	Institutional Pass Rate	Institutional Average Scaled Score	Assessment Cut Score ²	Statewide			
							Number Taking Assessment	Number Passing Assessment	Statewide Pass Rate	Statewide Average Scaled Score
PHYSICAL SCIENCE CONTENT KNOWLEDGE (0481) Test Company: ETS Score Range: 100-200	All enrolled students who have completed all nonclinical courses, 2012-13						2			
	Other enrolled students, 2012-13						2			
	All program completers, 2012-13	2				145	9			
	All program completers, 2011-12						14	14	100%	174
	All program completers, 2010-11						10	10	100%	174
PHYSICAL SCIENCE PEDAGOGY (0483) Test Company: ETS Score Range: 100-200	All enrolled students who have completed all nonclinical courses, 2012-13						1			
	Other enrolled students, 2012-13									
	All program completers, 2012-13	2				145	8			
	All program completers, 2011-12						14	14	100%	159
	All program completers, 2010-11						10	10	100%	163
PRAXIS I MATHEMATICS (0730) Test Company: ETS Score Range: 150-190	All enrolled students who have completed all nonclinical courses, 2012-13	66	66	100%	178	171	685	683	100%	179
	Other enrolled students, 2012-13	334	334	100%	179	171	2565	2558	100%	179
	All program completers, 2012-13	162	162	100%	180	171	1456	1455	100%	179
	All program completers, 2011-12	138	138	100%	179	171	1436	1435	100%	179
	All program completers, 2010-11	150	150	100%	179	171	1284	1282	100%	179
PRAXIS I READING (0710) Test Company: ETS Score Range: 150-190	All enrolled students who have completed all nonclinical courses, 2012-13	65	65	100%	178	172	683	682	100%	179
	Other enrolled students, 2012-13	335	334	100%	179	172	2561	2556	100%	179
	All program completers, 2012-13	161	161	100%	180	172	1454	1452	100%	179
	All program completers, 2011-12	139	139	100%	179	172	1437	1437	100%	179
	All program completers, 2010-11	150	150	100%	179	172	1280	1279	100%	179

Single Assessment Institution-Level Pass Rate Data: Traditional Teacher Preparation Program Within IHE

	HEOA - Title II 2012 - 2013 Academic Year
	Institution Name
	Institution Code
	State

UNIVERSITY CENTRAL ARKANSAS


6012

Arkansas


January 31, 2014

Assessment Information ¹	Group	Number Taking Assessment	Number Passing Assessment	Institutional Pass Rate	Institutional Average Scaled Score	Assessment Cut Score ²	Statewide			
							Number Taking Assessment	Number Passing Assessment	Statewide Pass Rate	Statewide Average Scaled Score
PRAXIS I WRITING (0720) Test Company: ETS Score Range: 150-190	All enrolled students who have completed all nonclinical courses, 2012-13	65	65	100%	177	173	685	684	100%	177
	Other enrolled students, 2012-13	336	335	100%	177	173	2575	2556	99%	176
	All program completers, 2012-13	163	163	100%	177	173	1460	1459	100%	177
	All program completers, 2011-12	140	140	100%	178	173	1446	1445	100%	176
	All program completers, 2010-11	151	151	100%	177	173	1289	1286	100%	177
PRINC LEARNING AND TEACHING 5-9 II (0623) Test Company: ETS Score Range: 100-200	All enrolled students who have completed all nonclinical courses, 2012-13	4				160	47	43	91%	172
	Other enrolled students, 2012-13	4				160	36	31	86%	171
	All program completers, 2012-13	25	25	100%	178	160	203	197	97%	173
	All program completers, 2011-12	11	11	100%	175	160	174	170	98%	171
	All program completers, 2010-11	1				160	13	12	92%	165
PRINC LEARNING AND TEACHING 5-9 (0523) Test Company: ETS Score Range: 100-200	All enrolled students who have completed all nonclinical courses, 2012-13									
	Other enrolled students, 2012-13						1			
	All program completers, 2012-13						2			
	All program completers, 2011-12	9				164	49	49	100%	174
	All program completers, 2010-11	24	24	100%	173	164	194	187	96%	173
PRINC LEARNING AND TEACHING 7-12 II (0624) Test Company: ETS Score Range: 100-200	All enrolled students who have completed all nonclinical courses, 2012-13	10	8	80%	166	157	79	66	84%	167
	Other enrolled students, 2012-13						104	91	88%	166
	All program completers, 2012-13	37	37	100%	171	157	333	317	95%	169
	All program completers, 2011-12	23	23	100%	172	157	223	214	96%	168
	All program completers, 2010-11	1				157	13	11	85%	164

Single Assessment Institution-Level Pass Rate Data: Traditional Teacher Preparation Program Within IHE

		HEOA - Title II 2012 - 2013 Academic Year								
Institution Name	UNIVERSITY CENTRAL ARKANSAS									
Institution Code	6012									
State	Arkansas									
							January 31, 2014			
Assessment Information ¹	Group	Number Taking Assessment	Number Passing Assessment	Institutional Pass Rate	Institutional Average Scaled Score	Assessment Cut Score ²	Statewide			
							Number Taking Assessment	Number Passing Assessment	Statewide Pass Rate	Statewide Average Scaled Score
PRINC LEARNING AND TEACHING 7-12 (0524) Test Company: ETS Score Range: 100-200	All enrolled students who have completed all nonclinical courses, 2012-13						1			
	Other enrolled students, 2012-13						5			
	All program completers, 2012-13	1				164	8			
	All program completers, 2011-12	2				164	64	60	94%	171
	All program completers, 2010-11	20	20	100%	173	164	234	211	90%	171
PRINC LEARNING AND TEACHING EARLY CHILD II (0621) Test Company: ETS Score Range: 100-200	All enrolled students who have completed all nonclinical courses, 2012-13	3				157	128	117	91%	168
	Other enrolled students, 2012-13	1				157	166	129	78%	164
	All program completers, 2012-13	65	65	100%	170	157	670	648	97%	169
	All program completers, 2011-12	45	45	100%	169	157	456	451	99%	168
	All program completers, 2010-11						3			
PRINC LEARNING AND TEACHING EARLY CHILD (0521) Test Company: ETS Score Range: 100-200	All enrolled students who have completed all nonclinical courses, 2012-13						5			
	Other enrolled students, 2012-13						9			
	All program completers, 2012-13	1				159	13	13	100%	185
	All program completers, 2011-12	24	24	100%	184	159	286	284	99%	180
	All program completers, 2010-11	75	75	100%	184	159	695	695	100%	182
SE CORE KNOWLEDGE & APPLICATIONS (0354) Test Company: ETS Score Range: 100-200	All enrolled students who have completed all nonclinical courses, 2012-13									
	Other enrolled students, 2012-13									
	All program completers, 2012-13						10	10	100%	169
	All program completers, 2011-12						18	18	100%	171
	All program completers, 2010-11						16	16	100%	176

Single Assessment Institution-Level Pass Rate Data: Traditional Teacher Preparation Program Within IHE

		HEOA - Title II 2012 - 2013 Academic Year								
Institution Name	UNIVERSITY CENTRAL ARKANSAS									
Institution Code	6012									
State	Arkansas									
							January 31, 2014			
Assessment Information ¹	Group	Number Taking Assessment	Number Passing Assessment	Institutional Pass Rate	Institutional Average Scaled Score	Assessment Cut Score ²	Statewide			
							Number Taking Assessment	Number Passing Assessment	Statewide Pass Rate	Statewide Average Scaled Score
SE KNOWLEDGE-BASED CORE PRINCIPLES (0351) Test Company: ETS Score Range: 100-200	All enrolled students who have completed all nonclinical courses, 2012-13									
	Other enrolled students, 2012-13									
	All program completers, 2012-13									
	All program completers, 2011-12									
	All program completers, 2010-11						6			
SOCIAL STUDIES ANALYTICAL ESSAYS (0082) Test Company: ETS Score Range: 100-200	All enrolled students who have completed all nonclinical courses, 2012-13						3			
	Other enrolled students, 2012-13						2			
	All program completers, 2012-13	1				140	4			
	All program completers, 2011-12	7				140	48	48	100%	151
	All program completers, 2010-11	9				140	73	73	100%	150
SOCIAL STUDIES CONTENT & INTERPRET (0086) Test Company: ETS Score Range: 100-200	All enrolled students who have completed all nonclinical courses, 2012-13	3				153	23	18	78%	158
	Other enrolled students, 2012-13	10	8	80%	161	153	64	47	73%	159
	All program completers, 2012-13	6				153	77	70	91%	163
	All program completers, 2011-12	3				153	37	35	95%	163
	All program completers, 2010-11						2			
SOCIAL STUDIES CONTENT KNOWLEDGE (0081) Test Company: ETS Score Range: 100-200	All enrolled students who have completed all nonclinical courses, 2012-13						3			
	Other enrolled students, 2012-13						3			
	All program completers, 2012-13	1				155	4			
	All program completers, 2011-12	7				155	48	48	100%	172
	All program completers, 2010-11	9				155	74	72	97%	168

Single Assessment Institution-Level Pass Rate Data: Traditional Teacher Preparation Program Within IHE




**HEOA - Title II
2012 - 2013 Academic Year**

Institution Name	UNIVERSITY CENTRAL ARKANSAS
Institution Code	6012
State	Arkansas

January 31, 2014

Assessment Information ¹	Group	Number Taking Assessment	Number Passing Assessment	Institutional Pass Rate	Institutional Average Scaled Score	Assessment Cut Score ²	Statewide			
							Number Taking Assessment	Number Passing Assessment	Statewide Pass Rate	Statewide Average Scaled Score
SPANISH CONTENT KNOWLEDGE (0191) Test Company: ETS Score Range: 100-200	All enrolled students who have completed all nonclinical courses, 2012-13									
	Other enrolled students, 2012-13									
	All program completers, 2012-13									
	All program completers, 2011-12						1			
	All program completers, 2010-11						7			
SPANISH PEDAGOGY (0194) Test Company: ETS Score Range: 100-200	All enrolled students who have completed all nonclinical courses, 2012-13									
	Other enrolled students, 2012-13									
	All program completers, 2012-13									
	All program completers, 2011-12						1			
	All program completers, 2010-11						3			
SPANISH PRODUCTIVE LANGUAGE SKILLS (0192) Test Company: ETS Score Range: 100-200	All enrolled students who have completed all nonclinical courses, 2012-13									
	Other enrolled students, 2012-13									
	All program completers, 2012-13									
	All program completers, 2011-12						1			
	All program completers, 2010-11						7			
SPANISH WORLD LANGUAGE (CD) (5195) Test Company: ETS Score Range: 100-200	All enrolled students who have completed all nonclinical courses, 2012-13						9			
	Other enrolled students, 2012-13						8			
	All program completers, 2012-13	1				168	16	15	94%	174
	All program completers, 2011-12	1				168	10	8	80%	170
	All program completers, 2010-11						14	9	64%	163

Single Assessment Institution-Level Pass Rate Data: Traditional Teacher Preparation Program Within IHE


	HEOA - Title II 2012 - 2013 Academic Year
	Institution Name
	Institution Code
	State

UNIVERSITY CENTRAL ARKANSAS
6012
Arkansas

January 31, 2014

Assessment Information ¹	Group	Number Taking Assessment	Number Passing Assessment	Institutional Pass Rate	Institutional Average Scaled Score	Assessment Cut Score ²	Statewide			
							Number Taking Assessment	Number Passing Assessment	Statewide Pass Rate	Statewide Average Scaled Score
SPEECH COMMUNICATIONS (0221) Test Company: ETS Score Range: 100-200	All enrolled students who have completed all nonclinical courses, 2012-13						2			
	Other enrolled students, 2012-13						3			
	All program completers, 2012-13						5			
	All program completers, 2011-12						2			
	All program completers, 2010-11						4			
TECHNOLOGY EDUCATION II (0051) Test Company: ETS Score Range: 100-200	All enrolled students who have completed all nonclinical courses, 2012-13									
	Other enrolled students, 2012-13									
	All program completers, 2012-13									
	All program completers, 2011-12						1			
	All program completers, 2010-11									
TECHNOLOGY EDUCATION (0050) Test Company: ETS Score Range: 250-990	All enrolled students who have completed all nonclinical courses, 2012-13									
	Other enrolled students, 2012-13									
	All program completers, 2012-13									
	All program completers, 2011-12									
	All program completers, 2010-11						2			
THEATRE (0640) Test Company: ETS Score Range: 250-990	All enrolled students who have completed all nonclinical courses, 2012-13									
	Other enrolled students, 2012-13									
	All program completers, 2012-13						4			
	All program completers, 2011-12						1			
	All program completers, 2010-11						3			

Single Assessment Institution-Level Pass Rate Data: Traditional Teacher Preparation Program Within IHE

	HEOA - Title II 2012 - 2013 Academic Year	
	Institution Name	UNIVERSITY CENTRAL ARKANSAS
	Institution Code	6012
	State	Arkansas

January 31, 2014

<i>Assessment Information</i> ¹	<i>Group</i>	<i>Number Taking Assessment</i>	<i>Number Passing Assessment</i>	<i>Institutional Pass Rate</i>	<i>Institutional Average Scaled Score</i>	<i>Assessment Cut Score</i> ²	Statewide			
							<i>Number Taking Assessment</i>	<i>Number Passing Assessment</i>	<i>Statewide Pass Rate</i>	<i>Statewide Average Scaled Score</i>
<i>WORLD LANGUAGE PEDAGOGY (0841)</i> <i>Test Company: ETS</i> <i>Score Range: 100-200</i>	All enrolled students who have completed all nonclinical courses, 2012-13	1				158	4			
	Other enrolled students, 2012-13						7			
	All program completers, 2012-13	2				158	23	23	100%	186
	All program completers, 2011-12	1				158	11	11	100%	185
	All program completers, 2010-11						20	20	100%	186

Note: In cases where there are less than ten students taking the assessment or license/certificate, the number passing and pass rate are not reported.

¹Tests with multiple delivery options (computer, paper, etc.) will be noted with the assessment code for one format only.

²Cut scores may vary for groups depending upon when the cut scores are established by the state and when each group completed their teacher certification or licensure assessment.