


Single Assessment Institution-Level Pass Rate Data: *Alternative Teacher Preparation Program Within IHE*


	HEOA - Title II 2012 - 2013 Academic Year
	Institution Name
	Institution Code
	State

UNIVERSITY CENTRAL ARKANSAS
6012
Arkansas

January 31, 2014

Assessment Information ¹	Group	Number Taking Assessment	Number Passing Assessment	Institutional Pass Rate	Institutional Average Scaled Score	Assessment Cut Score ²	Statewide			
							Number Taking Assessment	Number Passing Assessment	Statewide Pass Rate	Statewide Average Scaled Score
AGRICULTURE (0700) Test Company: ETS Score Range: 250-990	All enrolled students who have completed all nonclinical courses, 2012-13									
	Other enrolled students, 2012-13						1			
	All program completers, 2012-13	2				510	2			
	All program completers, 2011-12						2			
	All program completers, 2010-11						1			
ART CONTENT AND ANALYSIS (0135) Test Company: ETS Score Range: 100-200	All enrolled students who have completed all nonclinical courses, 2012-13									
	Other enrolled students, 2012-13	5				161	20	18	90%	170
	All program completers, 2012-13	3				161	7			
	All program completers, 2011-12									
	All program completers, 2010-11									
ART CONTENT KNOWLEDGE (0133) Test Company: ETS Score Range: 100-200	All enrolled students who have completed all nonclinical courses, 2012-13						1			
	Other enrolled students, 2012-13	1				157	6			
	All program completers, 2012-13	2				157	6			
	All program completers, 2011-12	5				157	14	14	100%	172
	All program completers, 2010-11	3				157	13	13	100%	171
ART CONTENT TRAD CRITIC AESTHETICS (0132) Test Company: ETS Score Range: 100-200	All enrolled students who have completed all nonclinical courses, 2012-13						1			
	Other enrolled students, 2012-13	1				140	6			
	All program completers, 2012-13	2				140	6			
	All program completers, 2011-12	5				140	13	13	100%	153
	All program completers, 2010-11	3				140	13	13	100%	149

Single Assessment Institution-Level Pass Rate Data: Alternative Teacher Preparation Program Within IHE

	HEOA - Title II 2012 - 2013 Academic Year
	Institution Name
	Institution Code
	State

UNIVERSITY CENTRAL ARKANSAS


6012

Arkansas

January 31, 2014

Assessment Information ¹	Group	Number Taking Assessment	Number Passing Assessment	Institutional Pass Rate	Institutional Average Scaled Score	Assessment Cut Score ²	Statewide			
							Number Taking Assessment	Number Passing Assessment	Statewide Pass Rate	Statewide Average Scaled Score
ART MAKING (0131) Test Company: ETS Score Range: 100-200	All enrolled students who have completed all nonclinical courses, 2012-13						1			
	Other enrolled students, 2012-13	1				146	6			
	All program completers, 2012-13	2				146	6			
	All program completers, 2011-12	5				146	13	13	100%	164
	All program completers, 2010-11	3				146	13	13	100%	163
BIOLOGY CONTENT KNOWLEDGE (0235) Test Company: ETS Score Range: 100-200	All enrolled students who have completed all nonclinical courses, 2012-13						2			
	Other enrolled students, 2012-13	8				142	48	44	92%	153
	All program completers, 2012-13	1				142	13	13	100%	155
	All program completers, 2011-12	3				142	9			
	All program completers, 2010-11						11	11	100%	164
BUSINESS ED CONTENT KNOWLEDGE (0101) Test Company: ETS Score Range: 100-200	All enrolled students who have completed all nonclinical courses, 2012-13						2			
	Other enrolled students, 2012-13	7				154	20	20	100%	171
	All program completers, 2012-13	1				154	9			
	All program completers, 2011-12	1				154	3			
	All program completers, 2010-11									
BUSINESS ED (0100) Test Company: ETS Score Range: 250-990	All enrolled students who have completed all nonclinical courses, 2012-13						2			
	Other enrolled students, 2012-13	1				550	4			
	All program completers, 2012-13						1			
	All program completers, 2011-12	2				550	8			
	All program completers, 2010-11	4				550	9			

Single Assessment Institution-Level Pass Rate Data: Alternative Teacher Preparation Program Within IHE

	HEOA - Title II 2012 - 2013 Academic Year
	Institution Name
	Institution Code
	State

UNIVERSITY CENTRAL ARKANSAS

6012

Arkansas

January 31, 2014

Assessment Information ¹	Group	Number Taking Assessment	Number Passing Assessment	Institutional Pass Rate	Institutional Average Scaled Score	Assessment Cut Score ²	Statewide			
							Number Taking Assessment	Number Passing Assessment	Statewide Pass Rate	Statewide Average Scaled Score
EARLY CHILDHOOD CONTENT KNOWLEDGE (0022) Test Company: ETS Score Range: 100-200	All enrolled students who have completed all nonclinical courses, 2012-13						31	31	100%	173
	Other enrolled students, 2012-13	53	53	100%	174	157	172	171	99%	174
	All program completers, 2012-13	32	32	100%	177	157	76	76	100%	178
	All program completers, 2011-12	37	37	100%	176	157	69	69	100%	176
	All program completers, 2010-11	30	30	100%	175	157	40	40	100%	174
EARTH AND SPACE SCIENCES - CK (0571) Test Company: ETS Score Range: 100-200	All enrolled students who have completed all nonclinical courses, 2012-13						3			
	Other enrolled students, 2012-13	8				145	44	31	70%	149
	All program completers, 2012-13	3				145	18	17	94%	157
	All program completers, 2011-12	7				145	13	13	100%	156
	All program completers, 2010-11						14	14	100%	156
ENG LANG LIT COMP CONTENT & ANALYSIS (0044) Test Company: ETS Score Range: 100-200	All enrolled students who have completed all nonclinical courses, 2012-13						3			
	Other enrolled students, 2012-13	10	10	100%	181	166	47	41	87%	177
	All program completers, 2012-13	1				166	17	17	100%	181
	All program completers, 2011-12						2			
	All program completers, 2010-11									
ENG LANG LIT COMP CONTENT KNOWLEDGE (0041) Test Company: ETS Score Range: 100-200	All enrolled students who have completed all nonclinical courses, 2012-13						1			
	Other enrolled students, 2012-13						6			
	All program completers, 2012-13	1				159	7			
	All program completers, 2011-12	5				159	18	18	100%	179
	All program completers, 2010-11	7				159	27	27	100%	177

Single Assessment Institution-Level Pass Rate Data: Alternative Teacher Preparation Program Within IHE




**HEOA - Title II
2012 - 2013 Academic Year**

Institution Name	UNIVERSITY CENTRAL ARKANSAS
Institution Code	6012
State	Arkansas

January 31, 2014

Assessment Information ¹	Group	Number Taking Assessment	Number Passing Assessment	Institutional Pass Rate	Institutional Average Scaled Score	Assessment Cut Score ²	Statewide			
							Number Taking Assessment	Number Passing Assessment	Statewide Pass Rate	Statewide Average Scaled Score
ENG LANG LIT COMP ESSAYS (0042) Test Company: ETS Score Range: 100-200	All enrolled students who have completed all nonclinical courses, 2012-13						1			
	Other enrolled students, 2012-13						6			
	All program completers, 2012-13	1				150	7			
	All program completers, 2011-12	5				150	18	18	100%	159
	All program completers, 2010-11	7				150	27	27	100%	157
ENG LANG LIT COMP PEDAGOGY (0043) Test Company: ETS Score Range: 100-200	All enrolled students who have completed all nonclinical courses, 2012-13						2			
	Other enrolled students, 2012-13						14	12	86%	156
	All program completers, 2012-13	2				145	25	25	100%	159
	All program completers, 2011-12	5				145	20	20	100%	156
	All program completers, 2010-11	7				145	27	27	100%	158
FAMILY AND CONSUMER SCIENCES II (0121) Test Company: ETS Score Range: 100-200	All enrolled students who have completed all nonclinical courses, 2012-13									
	Other enrolled students, 2012-13	2				153	6			
	All program completers, 2012-13	3				153	6			
	All program completers, 2011-12	1				153	1			
	All program completers, 2010-11									
FRENCH WORLD LANGUAGE (CD) (5174) Test Company: ETS Score Range: 100-200	All enrolled students who have completed all nonclinical courses, 2012-13									
	Other enrolled students, 2012-13									
	All program completers, 2012-13						1			
	All program completers, 2011-12									
	All program completers, 2010-11									

Single Assessment Institution-Level Pass Rate Data: Alternative Teacher Preparation Program Within IHE

	HEOA - Title II 2012 - 2013 Academic Year
	Institution Name
	Institution Code
	State

UNIVERSITY CENTRAL ARKANSAS


6012

Arkansas

January 31, 2014

Assessment Information ¹	Group	Number Taking Assessment	Number Passing Assessment	Institutional Pass Rate	Institutional Average Scaled Score	Assessment Cut Score ²	Statewide			
							Number Taking Assessment	Number Passing Assessment	Statewide Pass Rate	Statewide Average Scaled Score
HEALTH AND PECK (0856) Test Company: ETS Score Range: 100-200	All enrolled students who have completed all nonclinical courses, 2012-13						4			
	Other enrolled students, 2012-13	4				144	25	25	100%	158
	All program completers, 2012-13	2				144	12	12	100%	164
	All program completers, 2011-12	1				144	9			
	All program completers, 2010-11	3				144	9			
LIFE SCIENCE PEDAGOGY (0234) Test Company: ETS Score Range: 100-200	All enrolled students who have completed all nonclinical courses, 2012-13									
	Other enrolled students, 2012-13	2				146	12	11	92%	153
	All program completers, 2012-13	1				146	13	13	100%	152
	All program completers, 2011-12	5				146	12	12	100%	157
	All program completers, 2010-11						12	12	100%	155
MATH PROOFS MODELS PROBLEMS PART 1 (0063) Test Company: ETS Score Range: 100-200	All enrolled students who have completed all nonclinical courses, 2012-13						2			
	Other enrolled students, 2012-13	4				144	22	20	91%	160
	All program completers, 2012-13	1				144	15	15	100%	162
	All program completers, 2011-12						7			
	All program completers, 2010-11	4				144	12	12	100%	156
MATHEMATICS CONTENT KNOWLEDGE (0061) Test Company: ETS Score Range: 100-200	All enrolled students who have completed all nonclinical courses, 2012-13						2			
	Other enrolled students, 2012-13	6				125	26	21	81%	142
	All program completers, 2012-13	1				125	15	15	100%	146
	All program completers, 2011-12						8			
	All program completers, 2010-11	4				125	12	12	100%	136

Single Assessment Institution-Level Pass Rate Data: Alternative Teacher Preparation Program Within IHE


	HEOA - Title II 2012 - 2013 Academic Year
	Institution Name
	Institution Code
	State

UNIVERSITY CENTRAL ARKANSAS
6012
Arkansas

January 31, 2014

Assessment Information ¹	Group	Number Taking Assessment	Number Passing Assessment	Institutional Pass Rate	Institutional Average Scaled Score	Assessment Cut Score ²	Statewide			
							Number Taking Assessment	Number Passing Assessment	Statewide Pass Rate	Statewide Average Scaled Score
MATHEMATICS PEDAGOGY (0065) Test Company: ETS Score Range: 100-200	All enrolled students who have completed all nonclinical courses, 2012-13									
	Other enrolled students, 2012-13	3				135	12	9	75%	144
	All program completers, 2012-13	1				135	14	14	100%	148
	All program completers, 2011-12						8			
	All program completers, 2010-11	4				135	12	12	100%	151
MIDDLE SCHOOL CONTENT KNOWLEDGE (0146) Test Company: ETS Score Range: 100-200	All enrolled students who have completed all nonclinical courses, 2012-13						10	10	100%	160
	Other enrolled students, 2012-13	8				144	34	32	94%	157
	All program completers, 2012-13	15	15	100%	167	144	45	44	98%	164
	All program completers, 2011-12	21	21	100%	165	144	54	54	100%	162
	All program completers, 2010-11	21	21	100%	160	144	64	64	100%	159
MIDDLE SCHOOL MULTI SUBJ ENG LANG ARTS (CD) (5142) Test Company: ETS Score Range: 100-200	All enrolled students who have completed all nonclinical courses, 2012-13						12	12	100%	178
	Other enrolled students, 2012-13	28	28	100%	170	150	92	88	96%	171
	All program completers, 2012-13	2				150	6			
	All program completers, 2011-12									
	All program completers, 2010-11									
MIDDLE SCHOOL MULTI SUBJ MATHEMATICS (CD) (5143) Test Company: ETS Score Range: 100-200	All enrolled students who have completed all nonclinical courses, 2012-13						11	11	100%	159
	Other enrolled students, 2012-13	22	17	77%	157	143	76	52	68%	150
	All program completers, 2012-13	2				143	5			
	All program completers, 2011-12									
	All program completers, 2010-11									

Single Assessment Institution-Level Pass Rate Data: Alternative Teacher Preparation Program Within IHE

	HEOA - Title II 2012 - 2013 Academic Year
	Institution Name
	Institution Code
	State

UNIVERSITY CENTRAL ARKANSAS


6012

Arkansas

January 31, 2014

Assessment Information ¹	Group	Number Taking Assessment	Number Passing Assessment	Institutional Pass Rate	Institutional Average Scaled Score	Assessment Cut Score ²	Statewide			
							Number Taking Assessment	Number Passing Assessment	Statewide Pass Rate	Statewide Average Scaled Score
MIDDLE SCHOOL MULTI SUBJ SCIENCES (CD) (5145) Test Company: ETS Score Range: 100-200	All enrolled students who have completed all nonclinical courses, 2012-13						11	9	82%	148
	Other enrolled students, 2012-13	23	18	78%	150	143	81	60	74%	148
	All program completers, 2012-13	2				143	6			
	All program completers, 2011-12									
	All program completers, 2010-11									
MIDDLE SCHOOL MULTI SUBJ SOCIAL STUDIES (CD) (5144) Test Company: ETS Score Range: 100-200	All enrolled students who have completed all nonclinical courses, 2012-13						12	11	92%	157
	Other enrolled students, 2012-13	25	16	64%	144	142	84	57	68%	147
	All program completers, 2012-13	2				142	6			
	All program completers, 2011-12									
	All program completers, 2010-11									
MUSIC ANALYSIS (0112) Test Company: ETS Score Range: 100-200	All enrolled students who have completed all nonclinical courses, 2012-13						1			
	Other enrolled students, 2012-13	1				150	3			
	All program completers, 2012-13						4			
	All program completers, 2011-12						2			
	All program completers, 2010-11						1			
MUSIC CONCEPTS AND PROCESSES (0111) Test Company: ETS Score Range: 100-200	All enrolled students who have completed all nonclinical courses, 2012-13						1			
	Other enrolled students, 2012-13	1				145	3			
	All program completers, 2012-13						4			
	All program completers, 2011-12						2			
	All program completers, 2010-11						1			

Single Assessment Institution-Level Pass Rate Data: Alternative Teacher Preparation Program Within IHE

	HEOA - Title II 2012 - 2013 Academic Year
	Institution Name
	Institution Code
	State

UNIVERSITY CENTRAL ARKANSAS


6012

Arkansas

January 31, 2014

Assessment Information ¹	Group	Number Taking Assessment	Number Passing Assessment	Institutional Pass Rate	Institutional Average Scaled Score	Assessment Cut Score ²	Statewide			
							Number Taking Assessment	Number Passing Assessment	Statewide Pass Rate	Statewide Average Scaled Score
MUSIC CONTENT & INSTRUCTION (0114) Test Company: ETS Score Range: 100-200	All enrolled students who have completed all nonclinical courses, 2012-13						1			
	Other enrolled students, 2012-13	1				162	5			
	All program completers, 2012-13									
	All program completers, 2011-12									
	All program completers, 2010-11									
MUSIC CONTENT KNOWLEDGE (0113) Test Company: ETS Score Range: 100-200	All enrolled students who have completed all nonclinical courses, 2012-13						1			
	Other enrolled students, 2012-13	1				150	2			
	All program completers, 2012-13						4			
	All program completers, 2011-12	1				150	3			
	All program completers, 2010-11						1			
PHYSICAL ED ANALYSIS AND DESIGN (0092) Test Company: ETS Score Range: 100-200	All enrolled students who have completed all nonclinical courses, 2012-13						2			
	Other enrolled students, 2012-13									
	All program completers, 2012-13	1				150	5			
	All program completers, 2011-12	1				150	8			
	All program completers, 2010-11	3				150	9			
PHYSICAL ED CONTENT AND DESIGN (0095) Test Company: ETS Score Range: 100-200	All enrolled students who have completed all nonclinical courses, 2012-13						2			
	Other enrolled students, 2012-13	5				169	26	16	62%	169
	All program completers, 2012-13	1				169	7			
	All program completers, 2011-12									
	All program completers, 2010-11									

Single Assessment Institution-Level Pass Rate Data: Alternative Teacher Preparation Program Within IHE

	HEOA - Title II 2012 - 2013 Academic Year
	Institution Name
	Institution Code
	State

UNIVERSITY CENTRAL ARKANSAS


6012

Arkansas

January 31, 2014

Assessment Information ¹	Group	Number Taking Assessment	Number Passing Assessment	Institutional Pass Rate	Institutional Average Scaled Score	Assessment Cut Score ²	Statewide			
							Number Taking Assessment	Number Passing Assessment	Statewide Pass Rate	Statewide Average Scaled Score
PHYSICAL SCIENCE CONTENT KNOWLEDGE (0481) Test Company: ETS Score Range: 100-200	All enrolled students who have completed all nonclinical courses, 2012-13						1			
	Other enrolled students, 2012-13	4				145	18	17	94%	167
	All program completers, 2012-13	3				145	10	10	100%	167
	All program completers, 2011-12	4				145	6			
	All program completers, 2010-11						2			
PHYSICAL SCIENCE PEDAGOGY (0483) Test Company: ETS Score Range: 100-200	All enrolled students who have completed all nonclinical courses, 2012-13									
	Other enrolled students, 2012-13	1				145	7			
	All program completers, 2012-13	3				145	10	10	100%	160
	All program completers, 2011-12	4				145	6			
	All program completers, 2010-11						2			
PRAXIS I MATHEMATICS (0730) Test Company: ETS Score Range: 150-190	All enrolled students who have completed all nonclinical courses, 2012-13						79	79	100%	179
	Other enrolled students, 2012-13	211	199	94%	178	171	658	635	97%	179
	All program completers, 2012-13	64	64	100%	180	171	238	238	100%	180
	All program completers, 2011-12	61	61	100%	179	171	182	182	100%	180
	All program completers, 2010-11	63	63	100%	179	171	172	172	100%	179
PRAXIS I READING (0710) Test Company: ETS Score Range: 150-190	All enrolled students who have completed all nonclinical courses, 2012-13						80	80	100%	180
	Other enrolled students, 2012-13	211	195	92%	179	172	663	639	96%	179
	All program completers, 2012-13	64	64	100%	181	172	239	238	100%	181
	All program completers, 2011-12	61	61	100%	180	172	180	179	99%	180
	All program completers, 2010-11	62	62	100%	180	172	173	173	100%	180

Single Assessment Institution-Level Pass Rate Data: *Alternative Teacher Preparation Program Within IHE*

	HEOA - Title II 2012 - 2013 Academic Year
	Institution Name
	Institution Code
	State

UNIVERSITY CENTRAL ARKANSAS


6012

Arkansas

January 31, 2014

Assessment Information ¹	Group	Number Taking Assessment	Number Passing Assessment	Institutional Pass Rate	Institutional Average Scaled Score	Assessment Cut Score ²	Statewide			
							Number Taking Assessment	Number Passing Assessment	Statewide Pass Rate	Statewide Average Scaled Score
PRAXIS I WRITING (0720) Test Company: ETS Score Range: 150-190	All enrolled students who have completed all nonclinical courses, 2012-13						83	83	100%	177
	Other enrolled students, 2012-13	213	194	91%	176	173	669	631	94%	176
	All program completers, 2012-13	65	65	100%	178	173	243	242	100%	178
	All program completers, 2011-12	65	65	100%	177	173	186	186	100%	177
	All program completers, 2010-11	62	62	100%	178	173	176	176	100%	177
PRINC LEARNING AND TEACHING 5-9 II (0623) Test Company: ETS Score Range: 100-200	All enrolled students who have completed all nonclinical courses, 2012-13						11	11	100%	172
	Other enrolled students, 2012-13	3				160	31	29	94%	172
	All program completers, 2012-13	21	21	100%	181	160	53	53	100%	179
	All program completers, 2011-12	17	17	100%	175	160	50	50	100%	174
	All program completers, 2010-11	1				160	2			
PRINC LEARNING AND TEACHING 5-9 (0523) Test Company: ETS Score Range: 100-200	All enrolled students who have completed all nonclinical courses, 2012-13									
	Other enrolled students, 2012-13	1				164	2			
	All program completers, 2012-13						4			
	All program completers, 2011-12	6				164	16	16	100%	172
	All program completers, 2010-11	21	21	100%	175	164	67	67	100%	174
PRINC LEARNING AND TEACHING 7-12 II (0624) Test Company: ETS Score Range: 100-200	All enrolled students who have completed all nonclinical courses, 2012-13						6			
	Other enrolled students, 2012-13	3				157	28	23	82%	167
	All program completers, 2012-13	13	13	100%	173	157	54	54	100%	171
	All program completers, 2011-12	6				157	21	21	100%	170
	All program completers, 2010-11									

Single Assessment Institution-Level Pass Rate Data: *Alternative Teacher Preparation Program Within IHE*

	HEOA - Title II 2012 - 2013 Academic Year
	Institution Name
	Institution Code
	State

UNIVERSITY CENTRAL ARKANSAS


6012

Arkansas

January 31, 2014

Assessment Information ¹	Group	Number Taking Assessment	Number Passing Assessment	Institutional Pass Rate	Institutional Average Scaled Score	Assessment Cut Score ²	Statewide			
							Number Taking Assessment	Number Passing Assessment	Statewide Pass Rate	Statewide Average Scaled Score
PRINC LEARNING AND TEACHING 7-12 (0524) Test Company: ETS Score Range: 100-200	All enrolled students who have completed all nonclinical courses, 2012-13						2			
	Other enrolled students, 2012-13						4			
	All program completers, 2012-13	1				164	3			
	All program completers, 2011-12	1				164	11	11	100%	169
	All program completers, 2010-11	7				164	32	32	100%	173
PRINC LEARNING AND TEACHING EARLY CHILD II (0621) Test Company: ETS Score Range: 100-200	All enrolled students who have completed all nonclinical courses, 2012-13						17	10	59%	164
	Other enrolled students, 2012-13	11	8	73%	167	157	48	39	81%	165
	All program completers, 2012-13	34	34	100%	174	157	84	84	100%	171
	All program completers, 2011-12	27	27	100%	169	157	51	51	100%	170
	All program completers, 2010-11						1			
PRINC LEARNING AND TEACHING EARLY CHILD (0521) Test Company: ETS Score Range: 100-200	All enrolled students who have completed all nonclinical courses, 2012-13									
	Other enrolled students, 2012-13	5				159	10	8	80%	174
	All program completers, 2012-13	3				159	4			
	All program completers, 2011-12	13	13	100%	182	159	25	25	100%	180
	All program completers, 2010-11	35	35	100%	181	159	49	49	100%	182
SOCIAL STUDIES ANALYTICAL ESSAYS (0082) Test Company: ETS Score Range: 100-200	All enrolled students who have completed all nonclinical courses, 2012-13						2			
	Other enrolled students, 2012-13	1				140	14	13	93%	146
	All program completers, 2012-13	2				140	14	14	100%	151
	All program completers, 2011-12	3				140	12	12	100%	152
	All program completers, 2010-11	3				140	13	13	100%	147

Single Assessment Institution-Level Pass Rate Data: Alternative Teacher Preparation Program Within IHE

	HEOA - Title II 2012 - 2013 Academic Year
	Institution Name
	Institution Code
	State

UNIVERSITY CENTRAL ARKANSAS


6012

Arkansas

January 31, 2014

Assessment Information ¹	Group	Number Taking Assessment	Number Passing Assessment	Institutional Pass Rate	Institutional Average Scaled Score	Assessment Cut Score ²	Statewide			
							Number Taking Assessment	Number Passing Assessment	Statewide Pass Rate	Statewide Average Scaled Score
SOCIAL STUDIES CONTENT & INTERPRET (0086) Test Company: ETS Score Range: 100-200	All enrolled students who have completed all nonclinical courses, 2012-13						7			
	Other enrolled students, 2012-13	5				153	28	23	82%	160
	All program completers, 2012-13	7				153	15	15	100%	163
	All program completers, 2011-12						3			
	All program completers, 2010-11									
SOCIAL STUDIES CONTENT KNOWLEDGE (0081) Test Company: ETS Score Range: 100-200	All enrolled students who have completed all nonclinical courses, 2012-13						2			
	Other enrolled students, 2012-13	1				155	15	12	80%	163
	All program completers, 2012-13	2				155	15	15	100%	170
	All program completers, 2011-12	3				155	12	12	100%	169
	All program completers, 2010-11	3				155	13	13	100%	165
SPANISH CONTENT KNOWLEDGE (0191) Test Company: ETS Score Range: 100-200	All enrolled students who have completed all nonclinical courses, 2012-13									
	Other enrolled students, 2012-13						2			
	All program completers, 2012-13									
	All program completers, 2011-12									
	All program completers, 2010-11	1				155	3			
SPANISH PEDAGOGY (0194) Test Company: ETS Score Range: 100-200	All enrolled students who have completed all nonclinical courses, 2012-13									
	Other enrolled students, 2012-13									
	All program completers, 2012-13									
	All program completers, 2011-12									
	All program completers, 2010-11	1				160	3			

Single Assessment Institution-Level Pass Rate Data: Alternative Teacher Preparation Program Within IHE

	HEOA - Title II 2012 - 2013 Academic Year
	Institution Name
	Institution Code
	State

UNIVERSITY CENTRAL ARKANSAS


6012

Arkansas

January 31, 2014

Assessment Information ¹	Group	Number Taking Assessment	Number Passing Assessment	Institutional Pass Rate	Institutional Average Scaled Score	Assessment Cut Score ²	Statewide			
							Number Taking Assessment	Number Passing Assessment	Statewide Pass Rate	Statewide Average Scaled Score
SPANISH PRODUCTIVE LANGUAGE SKILLS (0192) Test Company: ETS Score Range: 100-200	All enrolled students who have completed all nonclinical courses, 2012-13									
	Other enrolled students, 2012-13						1			
	All program completers, 2012-13									
	All program completers, 2011-12									
	All program completers, 2010-11	1				141	3			
SPANISH WORLD LANGUAGE (CD) (5195) Test Company: ETS Score Range: 100-200	All enrolled students who have completed all nonclinical courses, 2012-13									
	Other enrolled students, 2012-13						7			
	All program completers, 2012-13	1				168	1			
	All program completers, 2011-12									
	All program completers, 2010-11									
SPEECH COMMUNICATION (0220) Test Company: ETS Score Range: 250-990	All enrolled students who have completed all nonclinical courses, 2012-13									
	Other enrolled students, 2012-13						1			
	All program completers, 2012-13						1			
	All program completers, 2011-12						2			
	All program completers, 2010-11						7			
SPEECH COMMUNICATIONS (0221) Test Company: ETS Score Range: 100-200	All enrolled students who have completed all nonclinical courses, 2012-13						1			
	Other enrolled students, 2012-13	2				141	10	10	100%	157
	All program completers, 2012-13						4			
	All program completers, 2011-12						2			
	All program completers, 2010-11						2			

Single Assessment Institution-Level Pass Rate Data: Alternative Teacher Preparation Program Within IHE

	HEOA - Title II 2012 - 2013 Academic Year
	Institution Name
	Institution Code
	State

UNIVERSITY CENTRAL ARKANSAS
6012
Arkansas

January 31, 2014

Assessment Information ¹	Group	Number Taking Assessment	Number Passing Assessment	Institutional Pass Rate	Institutional Average Scaled Score	Assessment Cut Score ²	Statewide			
							Number Taking Assessment	Number Passing Assessment	Statewide Pass Rate	Statewide Average Scaled Score
THEATRE (0640) Test Company: ETS Score Range: 250-990	All enrolled students who have completed all nonclinical courses, 2012-13									
	Other enrolled students, 2012-13	1				580	2			
	All program completers, 2012-13									
	All program completers, 2011-12						1			
	All program completers, 2010-11						5			
THEATRE (0641) Test Company: ETS Score Range: 100-200	All enrolled students who have completed all nonclinical courses, 2012-13						1			
	Other enrolled students, 2012-13									
	All program completers, 2012-13									
	All program completers, 2011-12									
	All program completers, 2010-11									
WORLD LANGUAGE PEDAGOGY (0841) Test Company: ETS Score Range: 100-200	All enrolled students who have completed all nonclinical courses, 2012-13									
	Other enrolled students, 2012-13						3			
	All program completers, 2012-13	1				158	3			
	All program completers, 2011-12									
	All program completers, 2010-11									

Note: In cases where there are less than ten students taking the assessment or license/certificate, the number passing and pass rate are not reported.

¹Tests with multiple delivery options (computer, paper, etc.) will be noted with the assessment code for one format only.

²Cut scores may vary for groups depending upon when the cut scores are established by the state and when each group completed their teacher certification or licensure assessment.