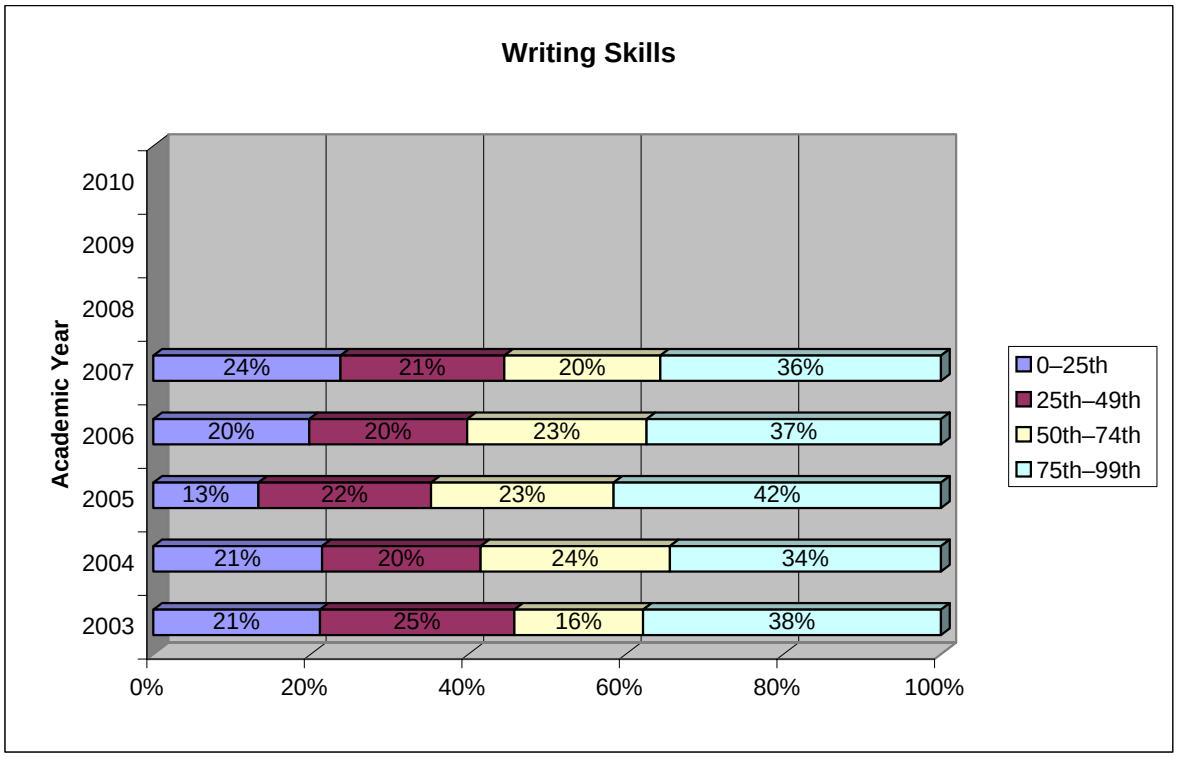
Writing Skills
Academic Year
2010
2009
2008
2007
2006
2005
2004
2003
24%
21%
20%
36%
20%
20%
23%
37%
13%
22%
23%
42%
21%
20%
24%
34%
21%
25%
16%
38%
0%
20%
40%
60%
80%
100%
0–25th
25th–49th
50th–74th
75th–99th

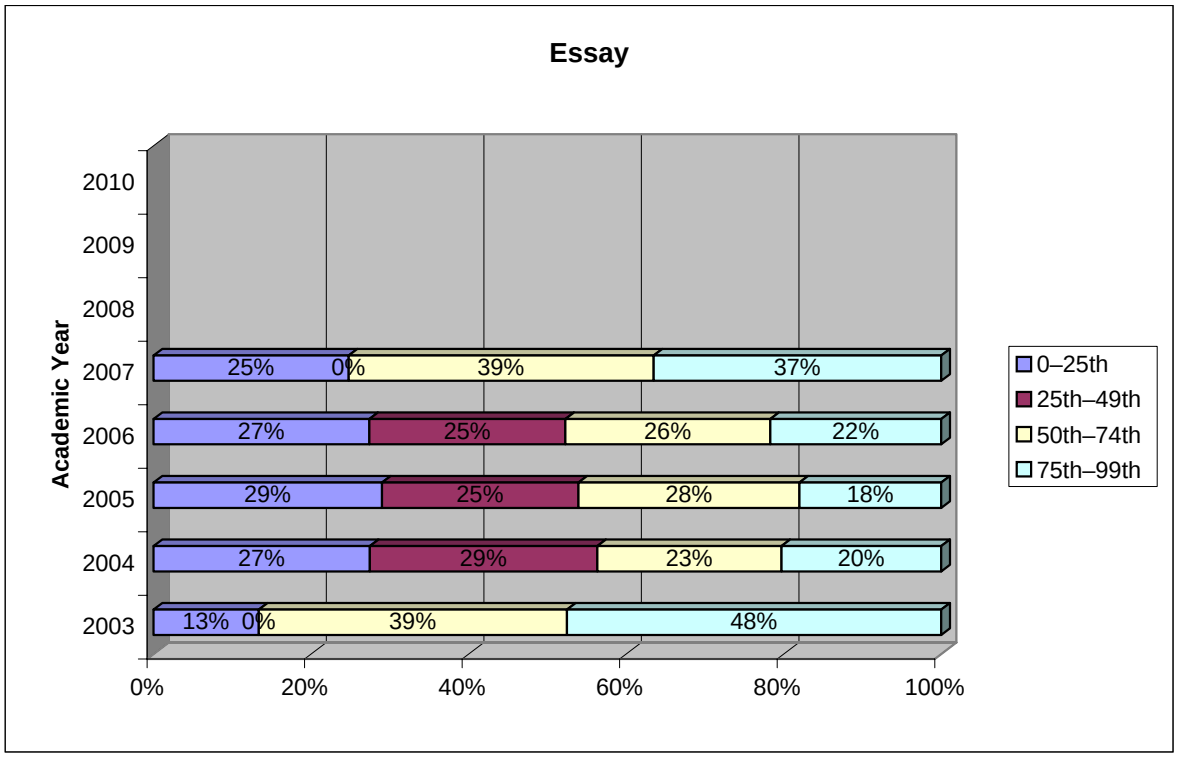
Essay
Academic Year
2010
2009
2008
2007
2006
2005
2004
2003
25%
0%
39%
37%
27%
25%
26%
22%
29%
25%
28%
18%
27%
29%
23%
20%
13%
0%
39%
48%
0%
20%
40%
60%
80%
100%
0–25th
25th–49th
50th–74th
75th–99th

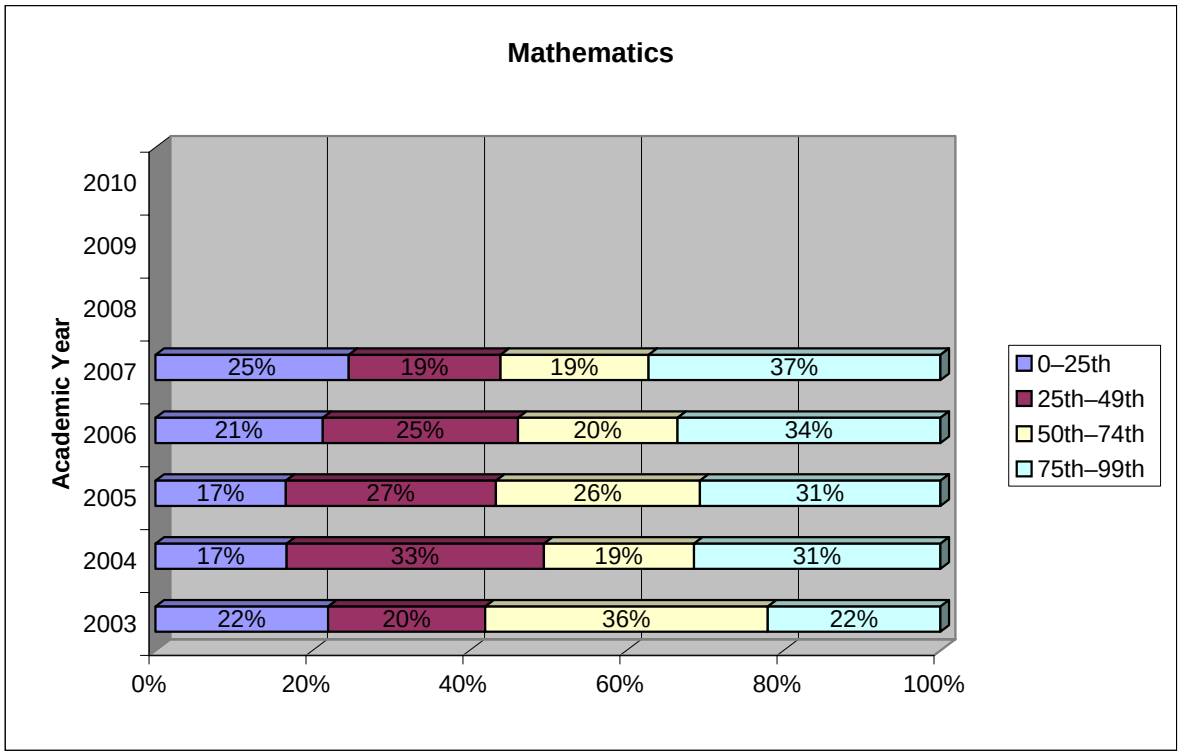
Mathematics
Academic Year
2010
2009
2008
2007
2006
2005
2004
2003
25%
19%
19%
37%
21%
25%
20%
34%
17%
27%
26%
31%
17%
33%
19%
31%
22%
20%
36%
22%
0%
20%
40%
60%
80%
100%
0–25th
25th–49th
50th–74th
75th–99th

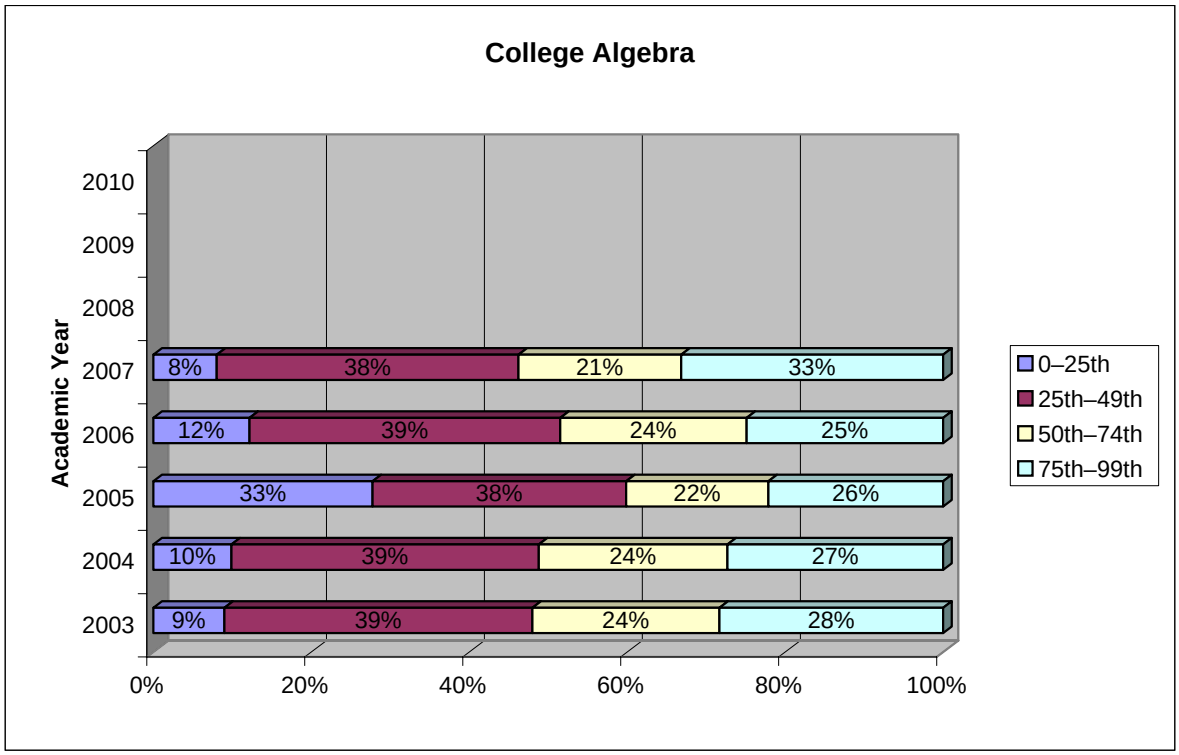
College Algebra
Academic Year
2010
2009
2008
2007
2006
2005
2004
2003
8%
38%
21%
33%
12%
39%
24%
25%
33%
38%
22%
26%
10%
39%
24%
27%
9%
39%
24%
28%
0%
20%
40%
60%
80%
100%
0–25th
25th–49th
50th–74th
75th–99th

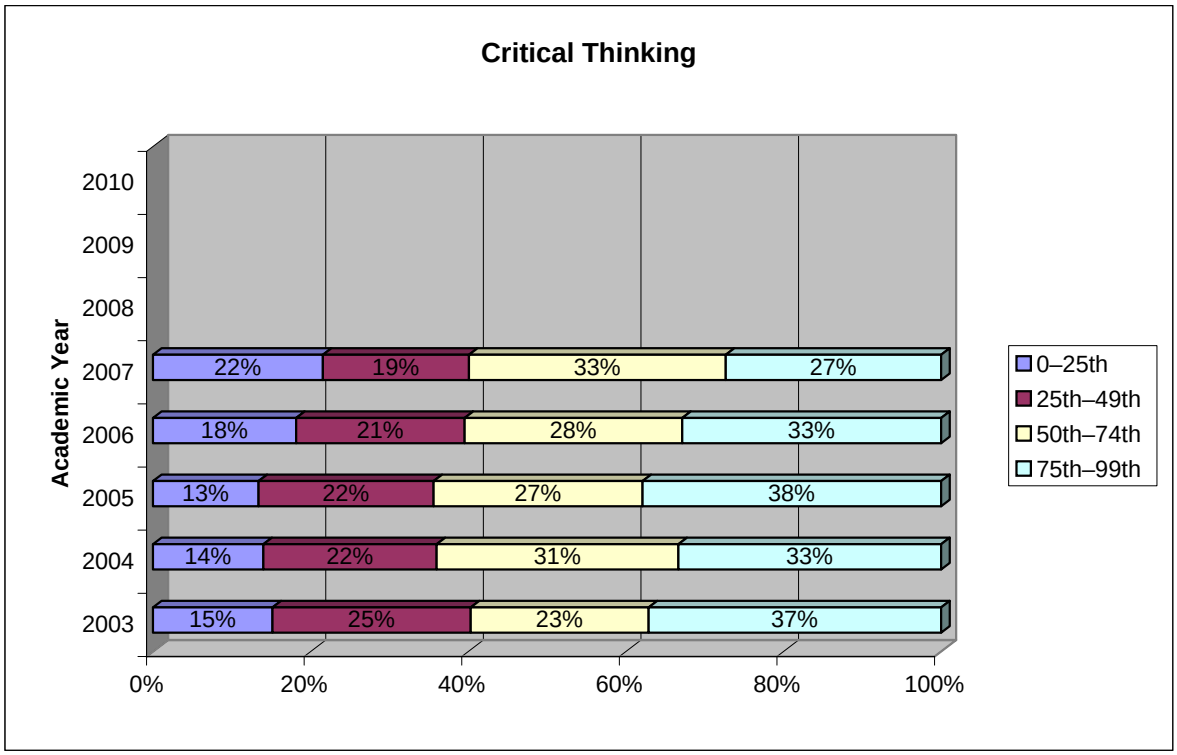
Critical Thinking
Academic Year
2010
2009
2008
2007
2006
2005
2004
2003
22%
19%
33%
27%
18%
21%
28%
33%
13%
22%
27%
38%
14%
22%
31%
33%
15%
25%
23%
37%
0%
20%
40%
60%
80%
100%
0–25th
25th–49th
50th–74th
75th–99th

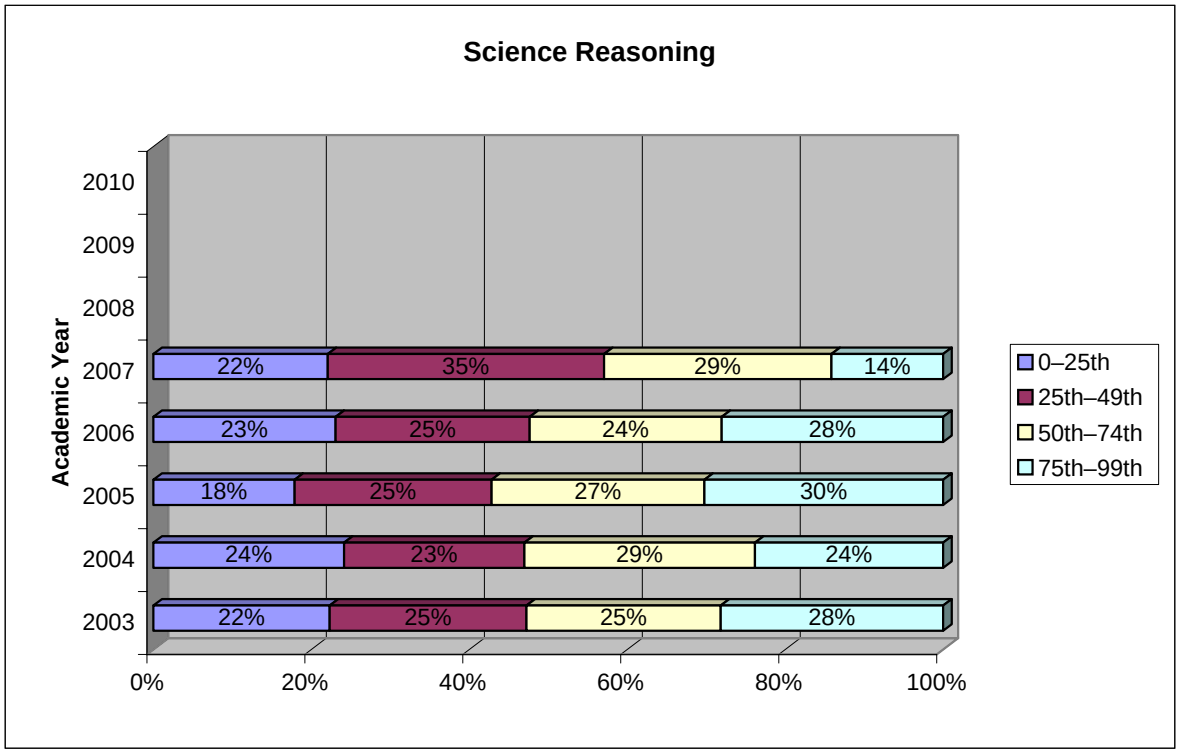
Science Reasoning
Academic Year
2010
2009
2008
2007
2006
2005
2004
2003
22%
35%
29%
14%
23%
25%
24%
28%
18%
25%
27%
30%
24%
23%
29%
24%
22%
25%
25%
28%
0%
20%
40%
60%
80%
100%
0–25th
25th–49th
50th–74th
75th–99th