



**(eXplorance) Evaluation Report for Professor ABC NUTR4321-XXXX-  
Fall  
2017-Full Term**

**(eXplorance) Course and Instructor Evaluation - Fall 2017 [TEMPLATE]**

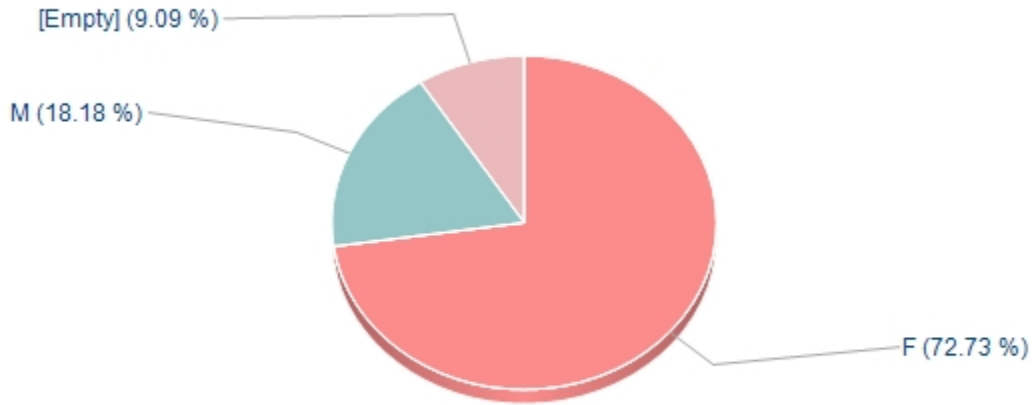
Project Audience 20  
Responses Received 11  
Response Ratio 55.00%

**Prepared by** Dr. Brandon Combs

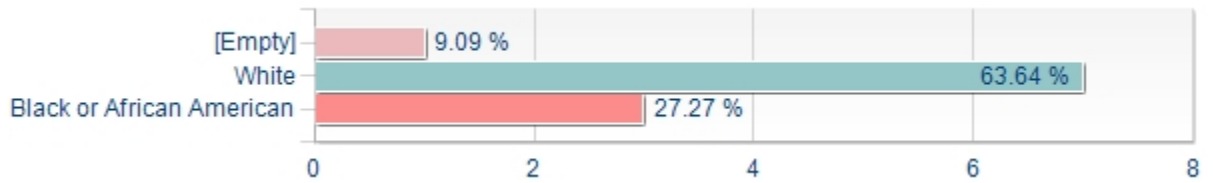
**Creation Date** Tue, Mar 27, 2018



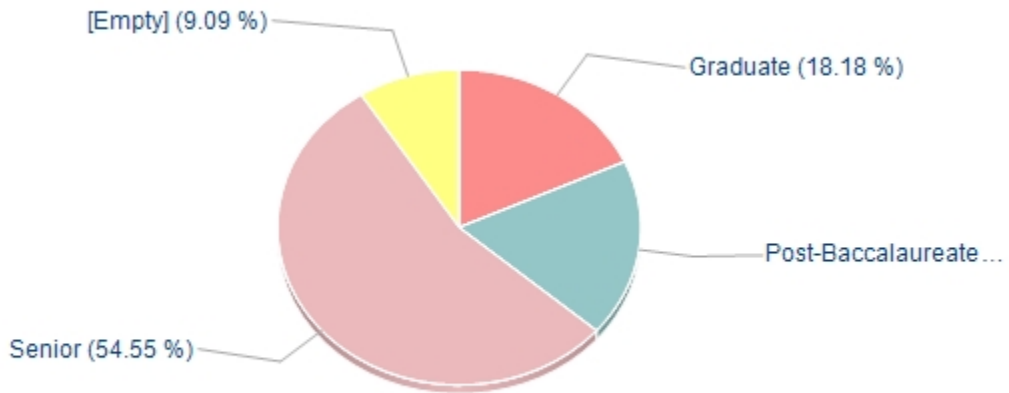
### Gender



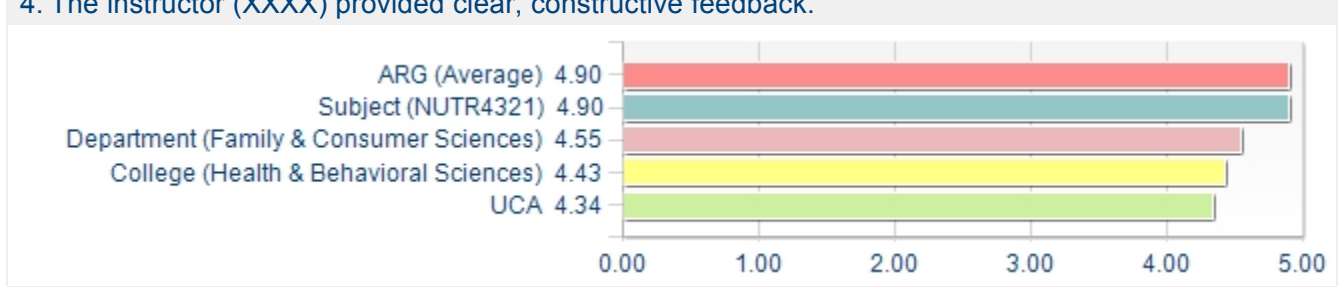
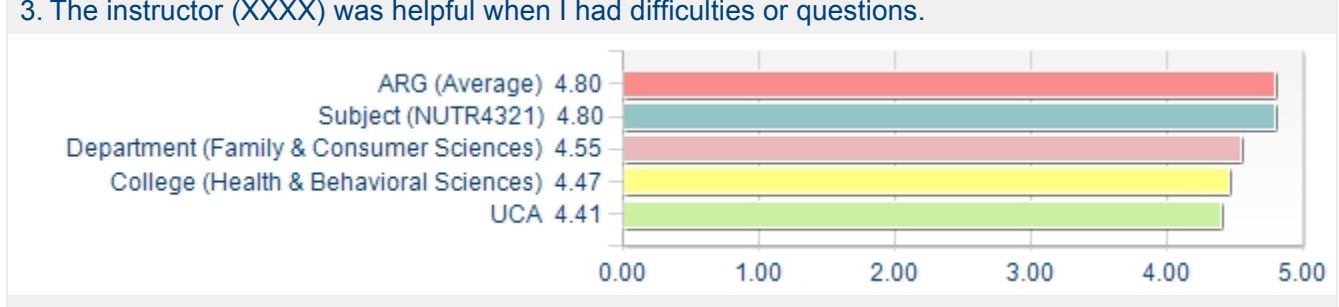
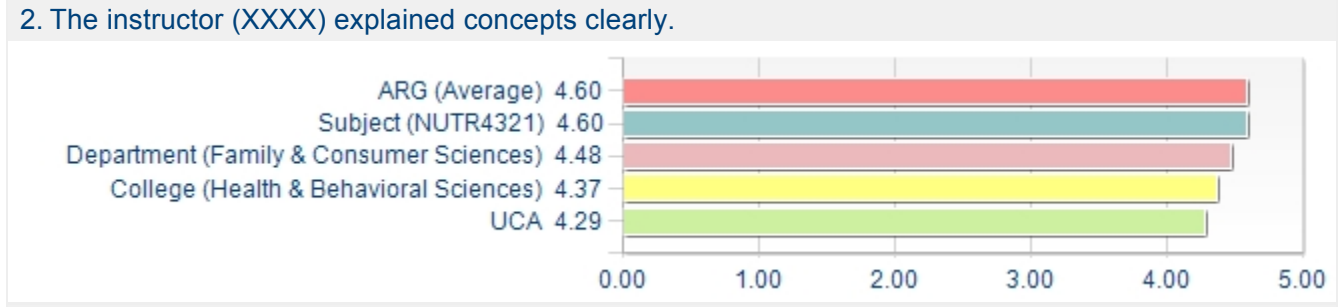
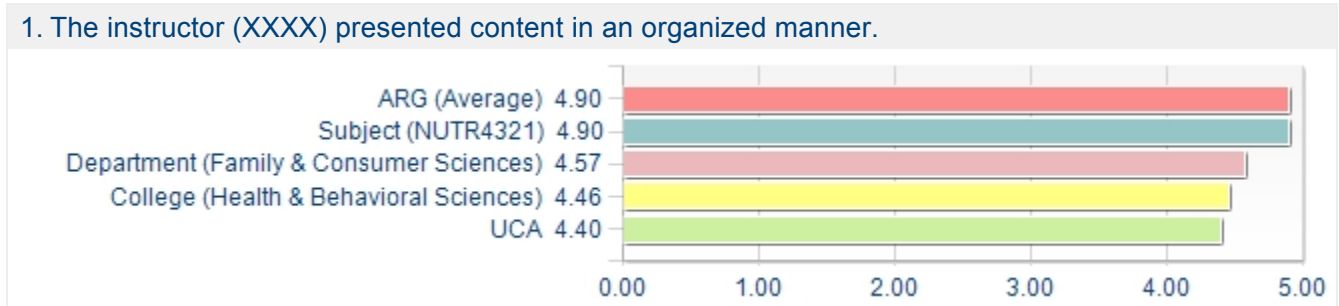
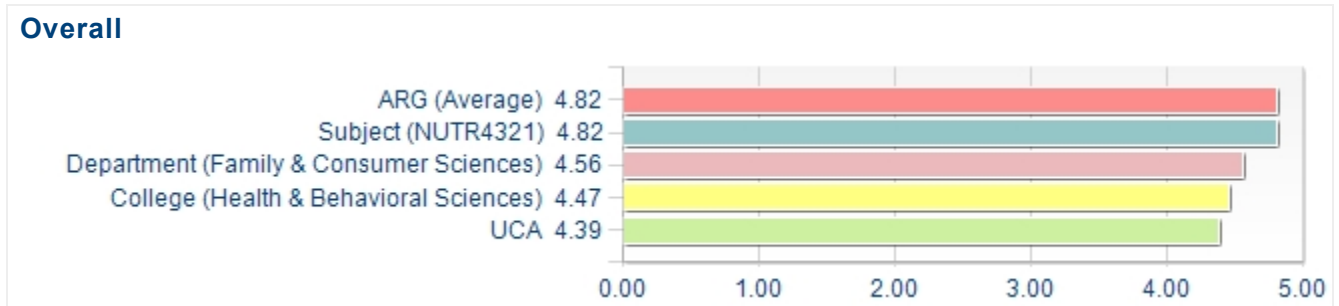
### Ethnicity



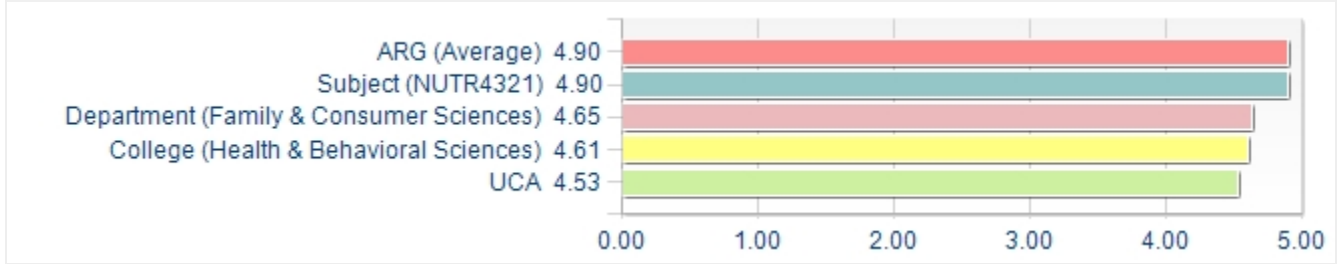
### Classification



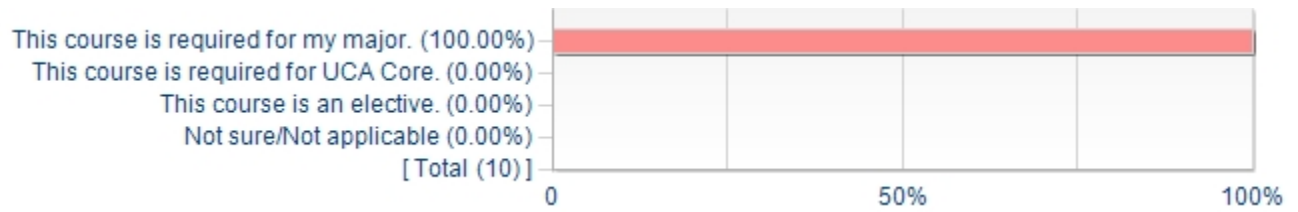
Please select the score that best aligns with your opinion as it relates to each instructor.



5. The instructor (XXXX) encouraged student questions and participation.



Competency	ARG (Average)	Standard Deviation	Min	Max
Please identify why you took this course:	1.00	+/-0.00	1.00	1.00
Please identify your interest level...	3.15	+/-1.46	1.00	5.00
Please select the score that best aligns with your opinion as it relates to each instructor.	4.82	+/-0.44	3.00	5.00
Considering both the limitations and possibilities of the subject matter and the course, how would you rate the overall effectiveness of this instructor	4.82	+/-0.40	4.00	5.00
Please select the score that best aligns with your opinion as it relates to this course or section.	4.67	+/-0.48	4.00	5.00
Considering both the limitations and possibilities of the subject matter and the course, how would you rate the overall effectiveness of this course?	4.60	+/-0.70	3.00	5.00
How many class sessions did you attend for this course?	4.70	+/-0.48	4.00	5.00
On average, how many hours per week have you spent on this course (or section), including attending classes, doing readings, reviewing notes, writing papers, and any other course-related work?	3.30	+/-0.82	2.00	5.00
How satisfied were you with your effort in this course (or section)?	4.20	+/-0.79	3.00	5.00
My instructor's spoken English is easily understood.	4.90	+/-0.32	4.00	5.00

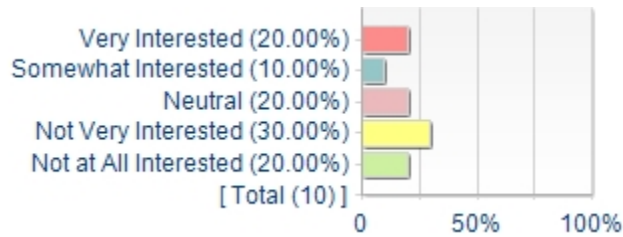


Statistics	Value
Response Count	10
Mean	1.00
Median	1.00
Mode	1
Standard Deviation	0.00
Population Standard Deviation	0.00
Standard Error (base on SD)	0.00
Standard Error (base on PSD)	0.00

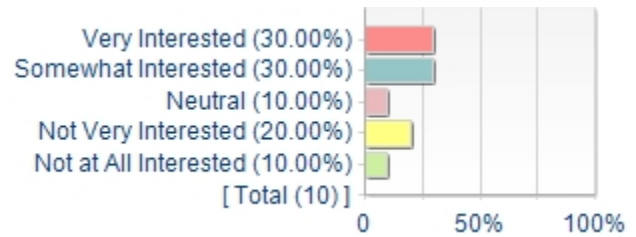
**Please identify your interest level...**

Competency Statistics	Value
Mean	3.15
Median	3.00
Mode	5, 2
Standard Deviation	1.46
Standard Error (base on SD)	0.33
Population Standard Deviation	1.42
Standard Error (base on PSD)	0.32

1. prior to taking this course.



2. after taking this course.



Statistics	Value
Response Count	10
Mean	2.80
Median	2.50
Mode	2
Standard Deviation	1.48
Population Standard Deviation	1.40
Standard Error (base on SD)	0.47
Standard Error (base on PSD)	0.44

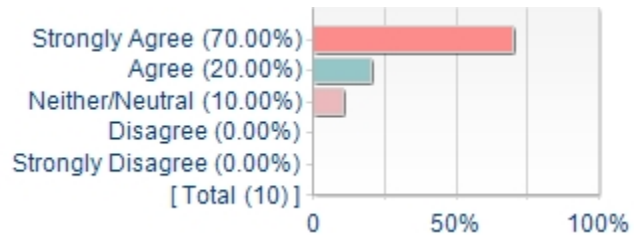
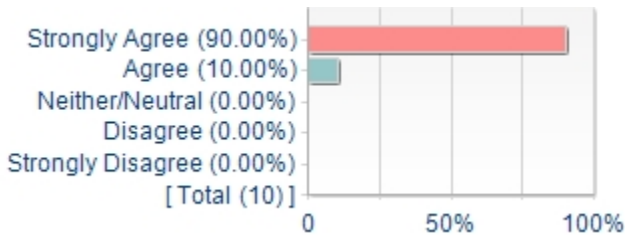
Statistics	Value
Response Count	10
Mean	3.50
Median	4.00
Mode	5, 4
Standard Deviation	1.43
Population Standard Deviation	1.36
Standard Error (base on SD)	0.45
Standard Error (base on PSD)	0.43

**Please select the score that best aligns with your opinion as it relates to each instructor.**

Competency Statistics	Value
Mean	4.82
Median	5.00
Mode	5
Standard Deviation	0.44
Standard Error (base on SD)	0.06
Population Standard Deviation	0.43
Standard Error (base on PSD)	0.06

1. The instructor (XXXX) presented content in an organized manner.

2. The instructor (XXXX) explained concepts clearly.

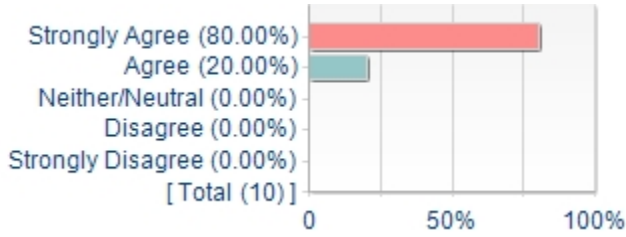


Statistics	Value
Response Count	10
Mean	4.90
Median	5.00
Mode	5
Standard Deviation	0.32
Population Standard Deviation	0.30
Standard Error (base on SD)	0.10
Standard Error (base on PSD)	0.09

Statistics	Value
Response Count	10
Mean	4.60
Median	5.00
Mode	5
Standard Deviation	0.70
Population Standard Deviation	0.66
Standard Error (base on SD)	0.22
Standard Error (base on PSD)	0.21

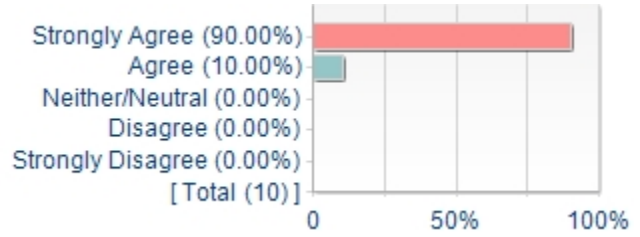


3. The instructor (XXXX) was helpful when I had difficulties or questions.



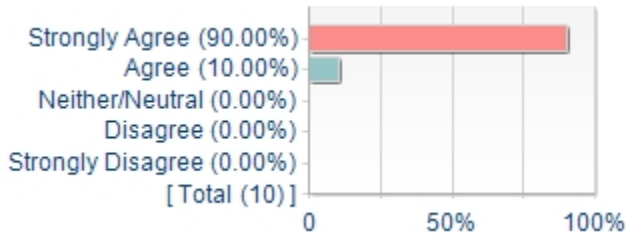
Statistics	Value
Response Count	10
Mean	4.80
Median	5.00
Mode	5
Standard Deviation	0.42
Population Standard Deviation	0.40
Standard Error (base on SD)	0.13
Standard Error (base on PSD)	0.13

4. The instructor (XXXX) provided clear, constructive feedback.




Statistics	Value
Response Count	10
Mean	4.90
Median	5.00
Mode	5
Standard Deviation	0.32
Population Standard Deviation	0.30
Standard Error (base on SD)	0.10
Standard Error (base on PSD)	0.09

5. The instructor (XXXX) encouraged student questions and participation.



Statistics	Value
Response Count	10
Mean	4.90
Median	5.00
Mode	5
Standard Deviation	0.32
Population Standard Deviation	0.30
Standard Error (base on SD)	0.10
Standard Error (base on PSD)	0.09

**Considering both the limitations and possibilities of the subject matter and the course, how would you rate the overall effectiveness of this instructor (XXXX)?**

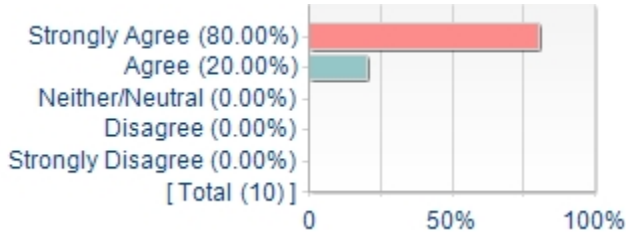


Statistics	Value
Response Count	11
Mean	4.82
Median	5.00
Mode	5
Standard Deviation	0.40
Population Standard Deviation	0.39
Standard Error (base on SD)	0.12
Standard Error (base on PSD)	0.12

**Please select the score that best aligns with your opinion as it relates to this course or section.**

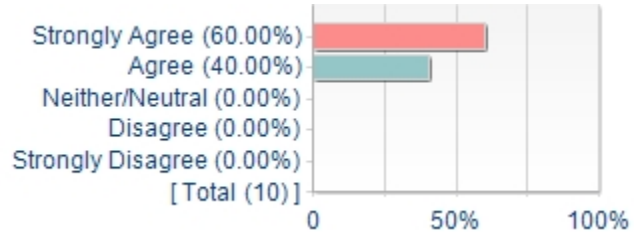
Competency Statistics	Value
Mean	4.67
Median	5.00
Mode	5
Standard Deviation	0.48
Standard Error (base on SD)	0.09
Population Standard Deviation	0.47
Standard Error (base on PSD)	0.09

1. The course (or section) was effectively organized.



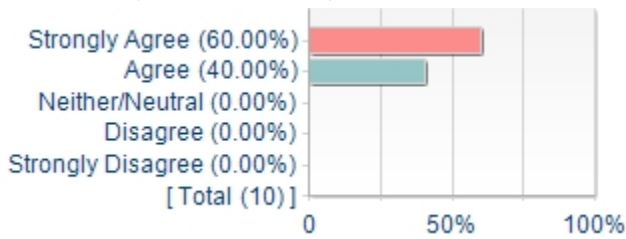
Statistics	Value
Response Count	10
Mean	4.80
Median	5.00
Mode	5
Standard Deviation	0.42
Population Standard Deviation	0.40
Standard Error (base on SD)	0.13
Standard Error (base on PSD)	0.13

2. The course (or section) developed my abilities and skills for the subject.



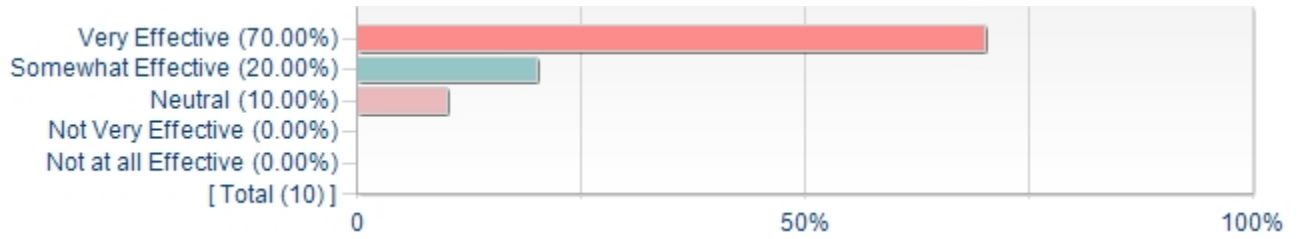
Statistics	Value
Response Count	10
Mean	4.60
Median	5.00
Mode	5
Standard Deviation	0.52
Population Standard Deviation	0.49
Standard Error (base on SD)	0.16
Standard Error (base on PSD)	0.15

3. The course (or section) developed my ability to think critically about the subject.



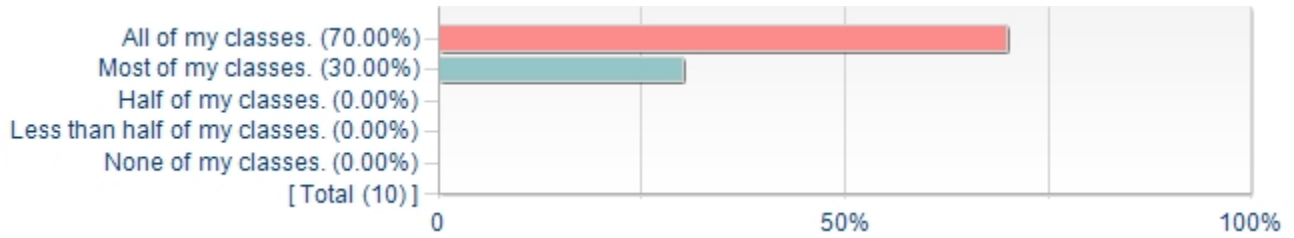
Statistics	Value
Response Count	10
Mean	4.60
Median	5.00
Mode	5
Standard Deviation	0.52
Population Standard Deviation	0.49
Standard Error (base on SD)	0.16
Standard Error (base on PSD)	0.15

**Considering both the limitations and possibilities of the subject matter and the course, how would you rate the overall effectiveness of this course?**



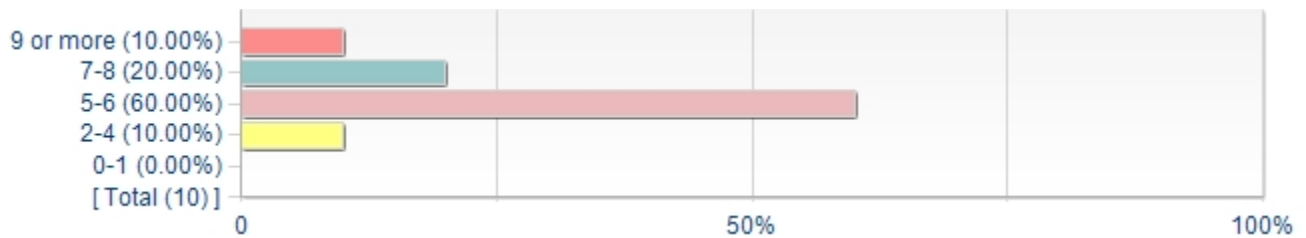
Statistics	Value
Response Count	10
Mean	4.60
Median	5.00
Mode	5
Standard Deviation	0.70
Population Standard Deviation	0.66
Standard Error (base on SD)	0.22
Standard Error (base on PSD)	0.21

### How many class sessions did you attend for this course?



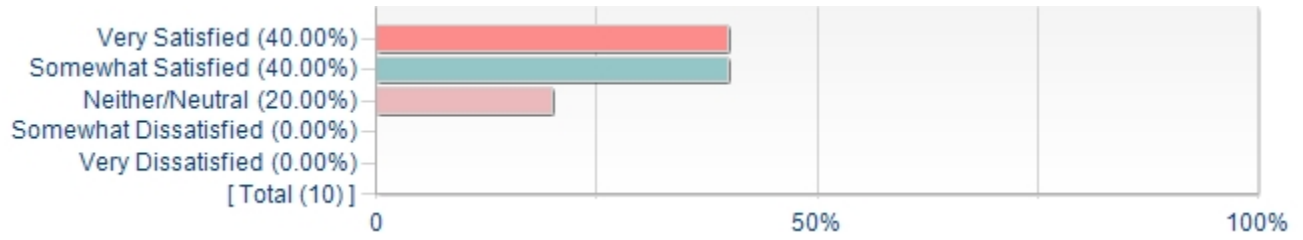
Statistics	Value
Response Count	10
Mean	4.70
Median	5.00
Mode	5
Standard Deviation	0.48
Population Standard Deviation	0.46
Standard Error (base on SD)	0.15
Standard Error (base on PSD)	0.14

### On average, how many hours per week have you spent on this course (or section), including attending classes, doing readings, reviewing notes, writing papers, and any other course-related work?



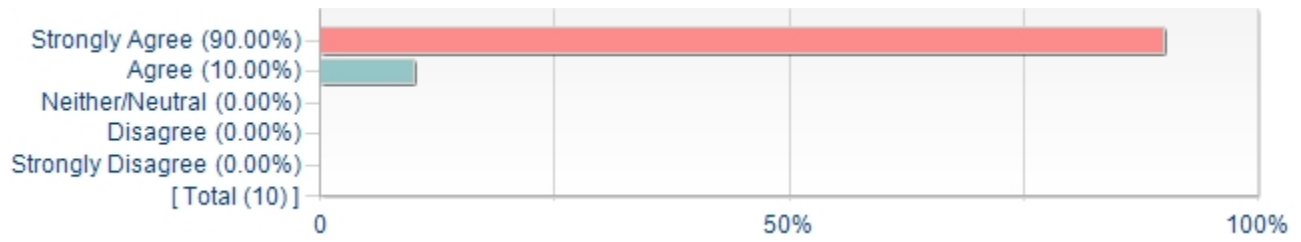
Statistics	Value
Response Count	10
Mean	3.30
Median	3.00
Mode	3
Standard Deviation	0.82
Population Standard Deviation	0.78
Standard Error (base on SD)	0.26
Standard Error (base on PSD)	0.25

### How satisfied were you with your effort in this course (or section)?



Statistics	Value
Response Count	10
Mean	4.20
Median	4.00
Mode	5, 4
Standard Deviation	0.79
Population Standard Deviation	0.75
Standard Error (base on SD)	0.25
Standard Error (base on PSD)	0.24

**My instructor's spoken English is easily understood.**



Statistics	Value
Response Count	10
Mean	4.90
Median	5.00
Mode	5
Standard Deviation	0.32
Population Standard Deviation	0.30
Standard Error (base on SD)	0.10
Standard Error (base on PSD)	0.09

**Please identify what you consider to be the strengths of the course (or section).**

Students
Theme meal is a great project– very meaningful and helpful to the seniors and a good hands–on project for the students.
it is very straight forward. this is the best class to take for the perfectionist who likes to micromanage and makes a great boss. that person is not me. this class has helped me figure out what I'd like to do as a future RDN
Dr. xxxx is a very approachable professor!! I really enjoy any classes that she teaches!!
I liked the assignments that were given to help work on certain topics I found it helpful. The theme meal was a great experience to put your foot in the door for foodservice and what to actually expect.
Although I began the course with very little interest in administration and managerial topics, I ended up enjoying the class and learning a great deal. The theme meal project was a very effective way to help me understand how much effort goes into planning meals and how important it is to work as a group.
Practicing the theoretical materials in real–life situation.
The theme meal taught me a lot about management and quality.

**Please identify area(s) where you think the course (or section) could be improved.**

Students
The tests are hard to figure out how to study for. This material does not come easily to me.
i think the class overall was fine. it's not for me, but it was totally acceptable.
I can't think of any improvements that need to be made! Great professor!!
Lectures go really fast and I wish they were a little slower so I could take better notes.
I actually feel that this course was excellently organized and that the instructor strived to help all students succeed.
I felt needing more instructions and guidance on marketing research.
I wish the class had study guides or worksheets that kept me on tract for exams. I think not knowing what to know or study for, for exams was a reason I did so poorly.

**Feedback for other students: What advice would you give to another student who is considering taking this course (or section)?**

Students
I would advise students to talk to Dr. xxxx one–on–one if you struggle with the material and find out the best way to prepare for her tests.
read the chapters, come to class, ask lots of questions. there is a group project. you are required to present. there is a bunch of work that you have to do outside of class for the group project, but it is real–life, and not just busy work.
Just stay on top of your project and assignments in the class!
Go to class do not miss. Read chapters in class as she's lecturing that has seemed to help me a lot in finding help on topics I didn't fully comprehend from lecture itself. Be organized and keep up with what is due.
I would advise other students to be prepared to study and work well in a group.
To read the textbook closely.
Do not procrastinate.