


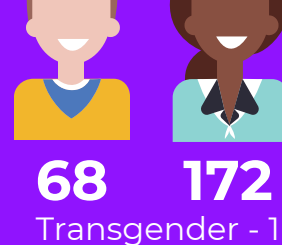
2018 UCA Campus Climate Survey Results

The Campus Climate Survey was administered to gain information that helps UCA to realize its aspiration of attracting and supporting a diverse student, faculty and staff community, participate in enhanced multicultural learning opportunities as well as provide support and knowledge for diversity and inclusion.

Sample Demographics & Response Rates



246
Students responses



68 **172**
Transgender - 1
Other response - 2

Ethnic/Racial Breakdowns

Hispanic or Latino **15** American Indian/Alaska Native **2** Asian **10** Black/African American **31**

Native Hawaiian/Pacific Islander **1** White **172** Two or more races **11** Unknown **1**

Age Breakdowns

20 & under **92** 21-25 **83** 26-30 **12** 31-40 **22** 41-50 **17** 51 & up **15**

Classification

Freshmen **47** Sophomore **43** Junior **43** Senior **56** Graduate **49** Non-Degree **5**

College of Education	38
College of Health & Behavioral Sciences	98
College of Liberal Arts	43
College of Natural Sciences & Mathematics	49
Honors College	8
Undeclared	10

Students - 3.2% Response Rate (out of 7670 invitations sent out)

Student Survey Information

The survey asked students to respond to questions surrounding 14 factors that included:

1. Perception of the Institution
2. Visibility
3. Personal Attitudes & Behaviors
4. Co-Curricular Environment
5. Perception of Peers
6. Perceptions of Faculty/Staff
7. Perceptions of Administration
8. Policies
9. Campus Accessibility
10. Campus Safety
11. Sexual Assault
12. Campus Training* - Focused only on Sexual Assault Training
13. Overall Learning
14. Overall Satisfaction

Students were asked to provide their satisfaction with each factor.

Responses were given using a 1 to 7 scale (1 -Strongly Disagree to 7- Strongly Agree)

Institution Specific Questions added for this implementation


During this implementation of the Campus Climate survey several questions were added to access climate in regards to UCA's Diversity Statement, classroom experiences, and aspects of identity (race/ethnicity, gender, sexual orientation, disability status, religious affiliation, etc.). The items that were added are listed below.

1. How would you rate UCA's climate as it relates to the Diversity Statement? *(1 -Very Poor to 6 Excellent)

2. Generally, at UCA I feel the need to minimize various characteristics of my identity to fit in with my classmates.
3. Generally, at UCA I feel the need to minimize various characteristics of my identity to fit in my major/field of study.
4. Generally, at UCA I feel the need to minimize various characteristics of my identity to fit in student organizations.
5. Generally, at UCA I feel the need to minimize various characteristics of my identity to fit in with my friends.
6. I feel comfortable sharing my own perspectives and experiences in class.
7. I have been singled out in class because of my identity.
8. I feel I have to work harder than other students to be perceived as a good student.
9. In class, I have heard faculty express stereotypes based on social identity.
10. I don't feel comfortable contributing to class discussions.
11. I have been singled out in class because of my stated values/beliefs.

* All these items were answered on a 1 (Strongly Disagree)-7 (Strongly Agree) scale

Overall Satisfaction & Learning - Student Survey




Goal Markers of 5.5 (out of 7) were set by SkyFactor to gauge UCA's performance in the 14 areas. The following areas represent factors that met and/or exceeded the goal markers.

- Perceptions of the Institution (5.81)
- Personal Attitudes and Behaviors (6.26)
- Perceptions of Faculty/Staff (5.73)
- Campus Accessibility (5.54)
- Overall Learning (5.87)
- Overall Satisfaction (5.71)

The following areas represent factors that fell below the 5.5 goal markers.

- Visibility (5.41)
- Perception of Peers (5.07)
- Perception of Administration (5.24)
- Co-Curricular Environment (5.54)
- Policies (5.45)
- Campus Safety (5.27)
- Campus Training - focused on sexual assault (5.42)
- Sexual Assault (5.48)



Comparisons with Peer, Carnegie, and other Participating Institutions



1. We were even with (or higher than) our Peer Institutions on all factors but:
 - a. Campus Training, which focused only on Sexual Assault Training
 - b. Campus Safety
 - c. Campus Accessibility
 - d. Perception of Peers
2. We were even with (or higher than) our Carnegie Class on all factors but:
 - a. Campus Training, which focused only on Sexual Assault Training
 - b. Campus Safety
 - c. Campus Accessibility
 - d. Policies
 - e. Perception of Administration
 - f. Perception of Peers
 - g. Co-curricular Environment
 - h. Visibility
 - i. Perceptions of the Institution
3. We were even with (or higher than) all other participating institutions on all factors except:
 - a. Campus Training, which focused only on Sexual Assault Training
 - b. Campus Safety
 - c. Campus Accessibility
 - d. Perception of Peers


Added Institution Specific Questions

Goal Markers for this section were not set considering this was the first year of including these questions. Questions listed below did not suggest any concerns.

1. How would you rate UCA's climate as it relates to the Diversity Statement?
2. Generally, at UCA I feel the need to minimize various characteristics of my identity to fit in with my classmates.
3. Generally, at UCA I feel the need to minimize various characteristics of my identity to fit in my major/field of study.
4. Generally, at UCA I feel the need to minimize various characteristics of my identity to fit in student organizations.
5. Generally, at UCA I feel the need to minimize various characteristics of my identity to fit in with my friends.
7. I have been singled out in class because of my identity.
10. I don't feel comfortable contributing to class discussions.
11. I have been singled out in class because of my stated values/beliefs.

The questions listed below are areas for improvement

6. I feel comfortable sharing my own perspectives and experiences in class.
8. I feel I have to work harder than other students to be perceived as a good student.
9. In class, I have heard faculty express stereotypes based on social identity.



STUDENT OPEN RESPONSES



When asked "How would you describe the culture?"

Words Used Consistently
Diverse, Different, Welcoming (appeared 15 or more times)

Themes
Welcoming and inclusive of all cultures and backgrounds

Political Intolerance

Online and Non-traditional students are not included in campus community

Campus is diverse but people do not engage with people different from them

Top Improvements Suggested by Students

1. Have a stronger focus on sexual assault and harassment.
2. Make the campus more accessible for students with disabilities.
3. Host programming/events that would bring students together.
4. Host activities that online and non-traditional students can participate in.

Questions about this data?

Please contact:

Dr. Darshon Anderson, Director of Assessment for Diversity Initiatives
Office of Institutional Diversity, Bernard Hall 207
501-450-3135; andersond@uca.edu

John Fincher, Assistant Vice President for Division Operations
Division of Student Services, SHC 309
501-450-3133; jfincher@uca.edu