

# University of Central Arkansas™



## Operating Budget 2021-2022





# Table of Contents

Letter to the Board of Trustees

Student Tuition & Fees ..... SF1-SF8

Operating Budget, FY2021-2022..... 1-24

Salaries.....25-82

Index to Salaries..... i-1– i-6

## **On the cover:**

*Neither snow, nor freezing temperatures, nor pandemic stays Valor from watching over his beloved campus.*

Just as Valor stands strong and proud, so does the amazing collection of individuals we call the University of Central Arkansas family. Beginning in March 2020 and continuing into 2021, UCA continues to experience the impact of the unprecedented COVID-19 pandemic. Additionally, February 2021 brought record-breaking snow accumulations, accompanied by record-breaking freezing temperatures.

Despite all the adversity, instruction and research continued in various formats; housing and food service were provided for students; graduations were celebrated; buildings were built and renovated; student governance and other student-driven efforts and organizations continued their work; the physical beauty that is UCA continued to be maintained; and we are over \$70 million raised toward a \$100 million comprehensive capital campaign. Through it all, the health, safety and well being of every student and employee has been and continues to be a constant consideration and our highest priority.

Go Bears!



May 27, 2021

Members of the Board of Trustees:

The following is a summary of the proposed operating budget for fiscal year 2022 (July 1, 2021-June 30, 2022).

This operating budget has been prepared based on the following:

- (a) Approval of a 2.41% increase in FY 2021-22 undergraduate and 2.18% in graduate mandatory tuition and student fees as set forth in the schedule of tuition and fees;
- (b) Student semester credit hour production based on 98% of FY21 actual;
- (c) Recognized State Appropriations increase of \$5,525,318, which the State has placed in category A & B. Educational Excellence Trust Fund (EETF) revenue is budgeted at the FY21 level of \$5,503,483.
- (d) Previous approval of the overall increase in room and board rates of 4.52%;
- (e) Adjustments within existing budgets; and
- (f) Commitment of prior year-end funding. Covered expenses are included in the FY22 operating budget, offset by a transfer-in from Plant Funds.

The budget totals \$193,130,821, an increase of \$7,007,483 or 3.76% over the October revised budget.

The departmental expense budgets are generally held to the same levels as the prior fiscal year (FY21) with a few strategic exceptions.

This budget is prepared with cautious optimism. Primary objectives are to 1) focus on student success, 2) maintain stable reserves, and 3) minimize the financial impact to students and their families.

### **Major Components of Sources**

- A. The Educational & General (“E&G”) Tuition and Fee budget at \$85,642,456 comprises 44.34% of the total budgeted revenue (57.74% of E&G only) and is based on 98% of FY21 student semester credit hours. The annualized increase in Tuition and Fees is 2.41% or \$450 per year for an undergraduate student enrolled in 15 hours per semester.
- B. The State Appropriation budget at \$60,756,666 represents 31.46% of the total budgeted revenue (40.96% of E&G only). Funding consists of the Revenue



Stabilization Act (RSA), categories A, B and Educational Excellence Trust Fund (EETF).

- C. Auxiliary revenues account for 23.20% of the budgeted revenue, which reflects a net change of various Athletics revenues.

### **Major Components of Uses**

- A. Salaries and benefits together make up 56.13% of the operating budget for E&G and Auxiliary, which is consistent with industry standards. Salary items include \$1,737,124 representing a cost of living adjustment of 2% on July 1, 2021. Other salary adjustments include an increase for the state mandated minimum wage to \$11 per hour, \$220,000 for increases related to faculty promotions and advancement, \$200,000 for equity/merit/market compression and other positions in critical need areas.
- B. Maintenance and Operation (M&O) makes up 16.56% of the budget and includes increases for technology contracts, food service and housing contracts, and other smaller adjustments.
- C. Scholarships and waivers account for 15.46% of the budget. The change reflects an increase in the entering academic award pool, and an increase in athletic scholarships based on the change in tuition/fees/room/board.
- D. Debt service comprises 8.32% of the University's operating budget and reflects increases related to Housing projects, Integrated Health Sciences building and Windgate Center for Fine and Performing Arts.
- E. Scholarships are fully funded in the base budget, eliminating the need for use of prior year funds.

Pursuant to Board Policy 200, this budget is presented for consideration by the Board of Trustees.

Respectfully,

A handwritten signature in black ink, reading "Diane D. Newton".

Diane D. Newton  
Vice President



UNIVERSITY OF  
**CENTRAL**  
**ARKANSAS**<sup>™</sup>

2021-2022

Student Tuition & Fees

# UNIVERSITY OF CENTRAL ARKANSAS

## BOARD POLICY 630 FEE SCHEDULE

UNDERGRADUATE FALL/SPRING		2021-2022	
		Per Hour	15 Hrs.
General Registration		229.00	3,435.00
Athletic		20.00	300.00
Student Center		4.25	63.75
Facilities Fee		21.25	318.75
HPER/Rec		9.12	136.80
Fine/Performing Arts		3.50	52.50
Cooperative Education		0.50	7.50
Technology		16.50	247.50
Library		3.00	45.00
Student Success		1.50	22.50
SAB		1.59	23.85
Activity Fee	Sem		15.50
Publication	Sem		6.00
Radio Station	Sem		5.00
Access and Security	Sem		27.00
Health Service	Sem		75.00
Total Per Hour and Per Sem		310.21	4,781.65
Out-of-State (Note 1)		229.00	3,435.00
Out-of-State Total		539.21	8,216.65

# UNIVERSITY OF CENTRAL ARKANSAS

## BOARD POLICY 630 FEE SCHEDULE

2022

### UNDERGRADUATE SUMMER

Per Hour

15 Hrs.

#### Per Hour Fees

General Registration	229.00	3,435.00
Athletic	20.00	300.00
Student Ctr/Recreation	4.25	63.75
Facilities Fee	21.25	318.75
HPER	9.12	136.80
Fine/Performing Arts	3.50	52.50
Cooperative Education	0.50	7.50
Technology	16.50	247.50
Library	3.00	45.00
Student Success	1.50	22.50
SAB (Student Activity Board)	1.59	23.85
Total Per Hour	310.21	4,653.15

#### Full Term

#### Per Semester/Term Fees

May

& 10-Week

Summer 1

Summer 2

Access & Security (Note 2)	15.00	15.00	15.00	15.00
Health Services (Note 3)	37.50	75.00	37.50	37.50
Student Activity	3.50	3.50	3.50	3.50
Total Per Semester/Term Fees	56.00	93.50	56.00	56.00

# UNIVERSITY OF CENTRAL ARKANSAS

## BOARD POLICY 630 FEE SCHEDULE

### 2021-2022

#### ONLINE UG FALL/SPRING

		Per Hour	15 Hrs.
Online Registration		229.00	3,435.00
Online Fee		106.21	1,593.15
Access and Security	Sem		27.00
Health Service	Sem		75.00
Total Per Hour and Per Sem		335.21	5,130.15

### 2022

#### ONLINE UG SUMMER

		Per Hour	15 Hrs.
<b><u>Per Hour Fees</u></b>			
Online Registration		229.00	3,435.00
Online Fee		106.21	1,593.15
Total Per Hour		335.21	5,028.15

		Full Term & 10-Week	Summer 1	Summer 2
<b><u>Per Semester/Term Fees</u></b>	<b>May</b>			
Access & Security (Note 2)	15.00	15.00	15.00	15.00
Health Services (Note 3)	37.50	75.00	37.50	37.50
Total Per Semester/Term Fees	52.50	90.00	52.50	52.50

### 2021-2022

#### UNDERGRADUATE FULLY ONLINE PROGRAMS

	Per Hour	12 Hrs.
Undergraduate Fully Online Program Registration	285.00	3,420.00

### 2021-2022

#### UNDERGRADUATE STUDY ABROAD

	Per Hour	15 Hrs.
Undergraduate Study Abroad Registration	260.00	3,900.00



# UNIVERSITY OF CENTRAL ARKANSAS

## BOARD POLICY 630 FEE SCHEDULE

2020-2021

### GRADUATE FALL/SPRING

Per Hour

12 Hrs.

General Registration		281.25	3,375.00
Athletic		20.00	240.00
Student Center		4.25	51.00
Facilities Fee		21.25	255.00
HPER/Rec		9.12	109.44
Fine/Performing Arts		3.50	42.00
Technology		16.50	198.00
Library		3.00	36.00
Student Success		1.50	18.00
SAB		1.59	19.08
Activity Fee	Sem		15.50
Publication	Sem		6.00
Radio Station	Sem		5.00
Access and Security	Sem		27.00
Health Service	Sem		75.00
Total Per Hour and Per Sem		361.96	4,472.02
Out-of-State (Note 1)		281.25	3,375.00
Out-of-State Total		643.21	7,847.02

# UNIVERSITY OF CENTRAL ARKANSAS

## BOARD POLICY 630 FEE SCHEDULE

2022

### GRADUATE SUMMER

Per Hour

12 Hrs.

#### Per Hour Fees

General Registration	281.25	3,375.00
Athletic	20.00	240.00
Student Ctr/Recreation	4.25	51.00
Facilities Fee	21.25	255.00
HPER	9.12	109.44
Fine/Performing Arts	3.50	42.00
Technology	16.50	198.00
Library	3.00	36.00
Student Success	1.50	18.00
SAB (Student Activity Board)	1.59	19.08

Total Per Hour	361.96	4,343.52
----------------	--------	----------

#### Full Term

#### Per Semester/Term Fees

May

& 10-Week

Summer 1

Summer 2

Access & Security (Note 2)	15.00	15.00	15.00	15.00
Health Services (Note 3)	37.50	75.00	37.50	37.50
Student Activity	3.50	3.50	3.50	3.50

Total Per Semester/Term Fees	56.00	93.50	56.00	56.00
------------------------------	-------	-------	-------	-------

2021-2022

### ONLINE GRAD FALL/SPRING

Per Hour

12 Hrs.

Online Registration	281.25	3,375.00
Online Fee	105.71	1,268.52
Access and Security Sem		27.00
Health Service Sem		75.00

Total Per Hour and Per Sem	386.96	4,745.52
----------------------------	--------	----------

# UNIVERSITY OF CENTRAL ARKANSAS

## BOARD POLICY 630 FEE SCHEDULE

**2022**

### ONLINE GRAD SUMMER

	Per Hour	12 Hrs.
--	----------	---------

#### Per Hour Fees

Online Registration	281.25	3,375.00
Online Fee	105.71	1,268.52
 Total Per Hour	 386.96	 4,643.52

	<b>May</b>	<b>Full Term &amp; 10-Week</b>	<b>Summer 1</b>	<b>Summer 2</b>
<u>Per Semester/Term Fees</u>				
Access & Security (Note 2)	15.00	15.00	15.00	15.00
Health Services (Note 3)	37.50	75.00	37.50	37.50
 Total Per Semester/Term Fees	 52.50	 90.00	 52.50	 52.50

**2021-2022**

### GRADUATE FULLY ONLINE PROGRAMS

	Per Hour	12 Hrs.
--	----------	---------

Graduate Fully Online Program Registration	325.00	3,900.00
--	--------	----------

The eligible Program List can be found at the following link:

<https://uca.edu/go/dflat>

**2021-2022**

### GRADUATE STUDY ABROAD

	Per Hour	12 Hrs.
--	----------	---------

Graduate Study Abroad Registration	300.00	3,600.00
------------------------------------	--------	----------

**2021-2022**

### GEP Fall 2021/Spring 2022

	Per Hour	12 Hrs.
--	----------	---------

GEP Flat Rate		9,400.00
---------------	--	----------

**2022**

### GEP Summer 2022

	Per Hour	3 Hrs.
--	----------	--------

GEP Flat Rate		2,850.00
---------------	--	----------

# UNIVERSITY OF CENTRAL ARKANSAS

## BOARD POLICY 630 FEE SCHEDULE

### Explanatory Notes:

Note 1 – Scholarships for Out-of-State Tuition are awarded for:

- a. Students residing in University housing may qualify for the out-of-state tuition scholarship by admission with the following minimum GPA:
  - i. Entering freshmen must have a minimum 2.5 high school GPA (on a 4.00 scale)
  - ii. Undergraduate transfer students must have a minimum 2.0 GPA (on a 4.00 scale) on prior undergraduate coursework
  - iii. Graduate students must have a minimum 2.7 undergraduate GPA (on a 4.00 scale), a 3.0 undergraduate GPA in the last 60 credit hours, or a 3.0 graduate GPA on any coursework taken at another institutionStudents not meeting the above may qualify based upon a successful admissions appeal or admission pursuant to other University requirements.
- b. Full-time students receiving a full tuition scholarship provided by unrestricted funds of the University (State Statute 6-82-103)
- c. UCA graduates who are dues paying members of the UCA Alumni Association
- d. Children or grandchildren (age 26 or under) of UCA graduates who are dues paying members of the UCA Alumni Association
- e. Students who are members or dependents of members of the armed forces stationed in the State of Arkansas pursuant to military orders as stated in State Statute 6-60-205 or Section 702 of the Veterans Access, Choice and Accountability Act of 2014
- f. Students who are veterans or dependents of veterans where: 1) the veteran was discharged no more than 3 years prior to enrollment, after a period of service of at least 90 days, and 2) the veteran is using VA education benefits under the Montgomery GI Bill (Chapter 30) or the veteran or dependent is using benefits under the Post 9/11 GI Bill (Chapter 33), and 3) the veteran resides in the state in which the institution is located while the student is attending (pursuant to military orders as stated in the Veterans Access, Choice, and Accountability Act of 2014 (HR 3230))
- g. Undergraduate students whose permanent address is in one of the counties contiguous to the State of Arkansas identified in relation to ACA 6-60-303 and 19-5-1076 which established the Higher Education Tuition Adjustment Fund
- h. Graduate students whose permanent address is in one of the states contiguous to the state of Arkansas (Texas, Oklahoma, Missouri, Tennessee, Mississippi, and Louisiana)
  - i. Graduate students who have a full-time graduate assistantship
  - ii. Courses offered online
  - iii. Courses offered during the summer

Note 2 - The maximum Access & Security fee is \$15 for summer.

Note 3 - The maximum Health Services fee is \$75 for summer.

### Additional Information:

1. Course, lab, and department fees are not included and vary per individual class schedule.
2. Undocumented students pay out-of-state tuition unless they live in university housing.

There may be exceptions/modifications for international students pursuant to a contract with another entity.



## 2021-2022 Room & Board Rates

<b>Residence Halls</b>	<b>Double Room Rate Per Semester</b>	<b>Single Room Rate Per Semester</b>
TIER 1: Arkansas Hall, Bernard Hall, and RA Room	\$2,163	\$2,983
TIER 2: Baridon, Bear, Carmichael, Conway, Hughes, Short/Denney & State Halls	\$2,305	\$3,350*
TIER 3: Farris Hall and New Hall	N/A	\$3,350
TIER 4: Donaghey Hall	\$2,586	\$3,887

\*Single rooms are only available when space permits, typically in the Spring semester.

<b>Apartments</b>	<b>Double Room Rate Per Semester</b>	<b>Single Room Rate Per Semester</b>
TIER 1: Stadium Park, Oak Tree	\$2,440	\$3,569
TIER 2: Erbach, Torreyson	\$2,586	\$3,715*
TIER 3: Bear Village, Western Heights	\$2,586	\$3,887

\*Single rooms are only available when space permits, typically in the Spring semester.

<b>Greek Village</b>	<b>Double Room Rate Per Semester</b>	<b>Single Room Rate Per Semester</b>
TIER 1: Fiji, BUCs, Phi Sig	\$2,305	\$3,350
TIER 2: GV Phase I and GV Phase II	\$3,067	\$3,887

<b>Break Housing</b>	<b>Double Room Rate</b>	<b>Single Room Rate</b>
Winter Break	\$435	\$635
Spring Break	\$140	\$220
May Intersession	\$540	\$540
Summer I & II per five week term	\$610	\$810
August Intersession	\$180	\$180
Nightly Rate used for approved early arrivals, late stays and other special circumstances	\$20 per night	\$28 per night

NOTE: Apartments, Donaghey Hall, and Greek Village are open during Winter and Spring Breaks.

### **Meal Plans**

<b>Residence Hall Meal Plan Options</b>	<b>Rate per semester</b>
Total Access (in the canteen) + \$200 Dining Dollars	\$1,785
200 Block meals + \$200 Dining Dollars	\$2,035
Seniors Only - 120 Block meals + \$550 Dining Dollars	\$1,700

### **Apartment Meal Plan Options**

ONLY Apartments, Greek Village, and Donaghey Hall:

\$750 Dining Dollars (+ \$50 Bonus DD)	\$750
\$1050 Dining Dollars (+ \$75 Bonus DD)	\$1,050

**IMPORTANT:** Freshmen are required to live on campus. Apartments are available to students who are entering their second academic year. Single rooms are limited and upgrades are available, space permitting. Meal plans are mandatory for all residents and may only be changed before classes begin each term. Any resident can choose a Residence Hall meal plan. You must be in an Apartment, Donaghey, or Greek Village to choose from the All Dining Dollar plans. Unused Dining Dollars will expire at the end of the Summer II term. Unused Block meals do not carry over from fall to spring. The residence halls close for break periods with housing available for an additional cost. Apartments, Donaghey, and Greek Village are open during winter and spring breaks.





UNIVERSITY OF  
**CENTRAL**  
**ARKANSAS**<sup>TM</sup>

2021-2022

Operating Budget



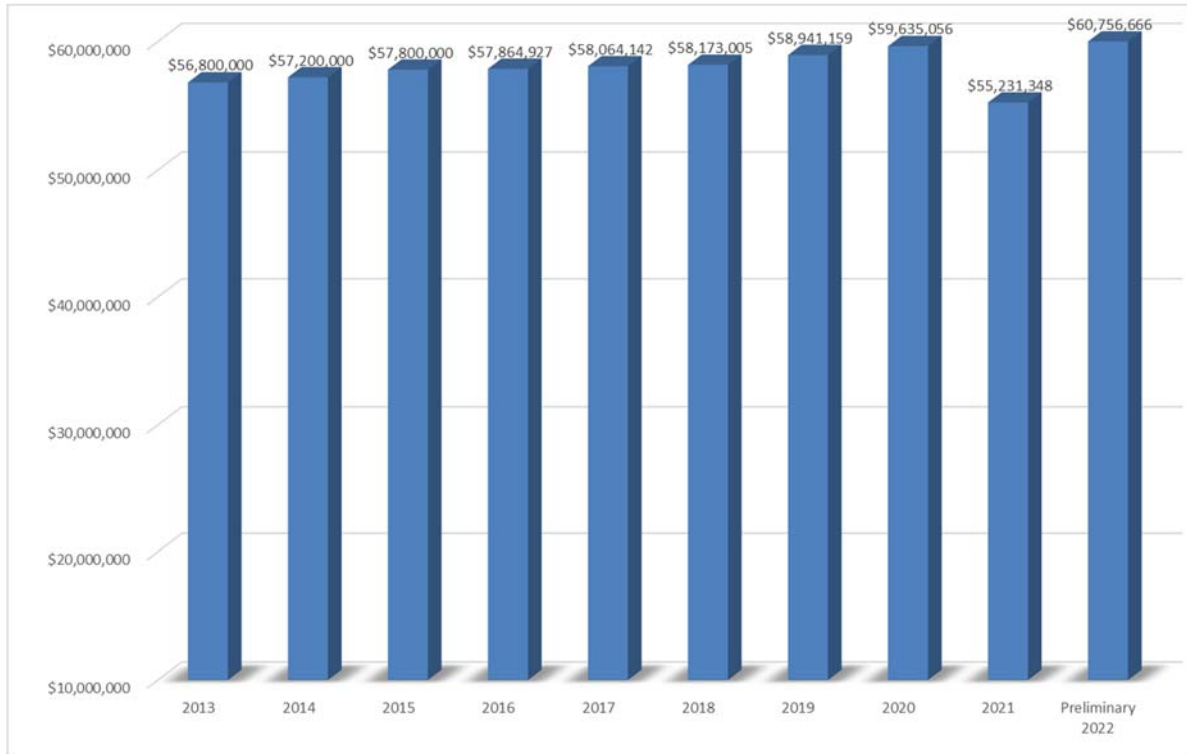
# **Operating Budget**

## **Table of Contents**

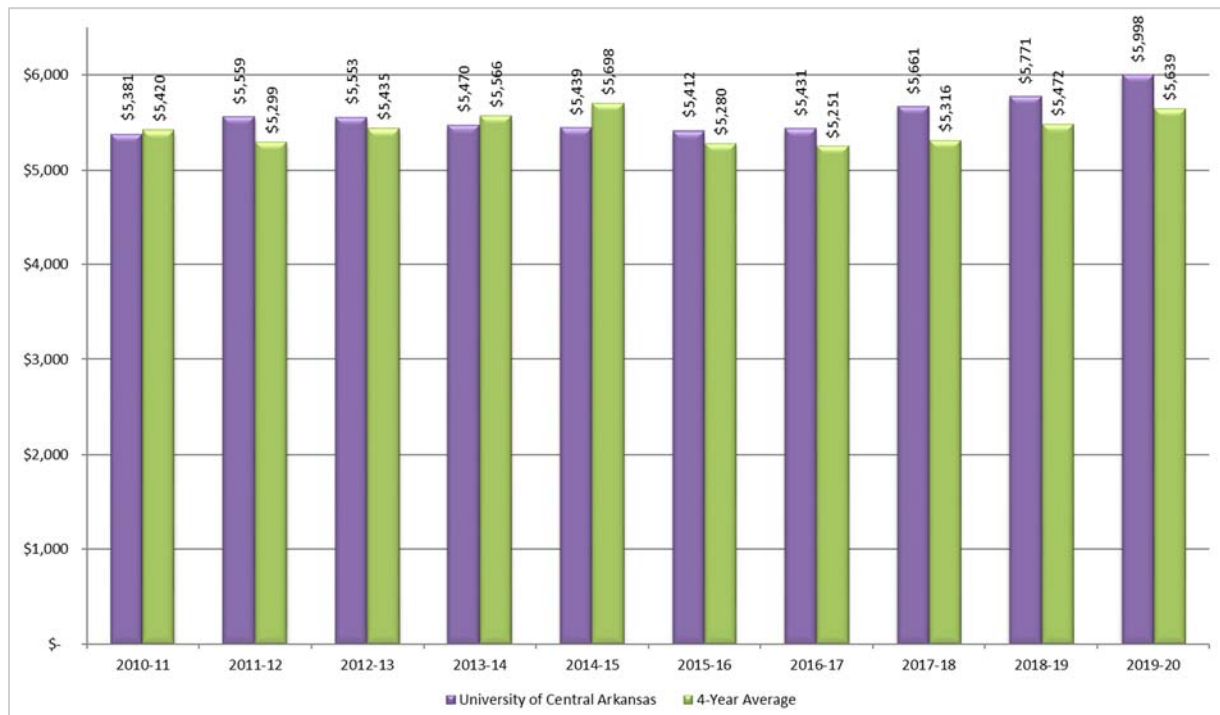
Income & Expense Summary & Charts..... 1-8

Income & Expense Detail..... 9-24

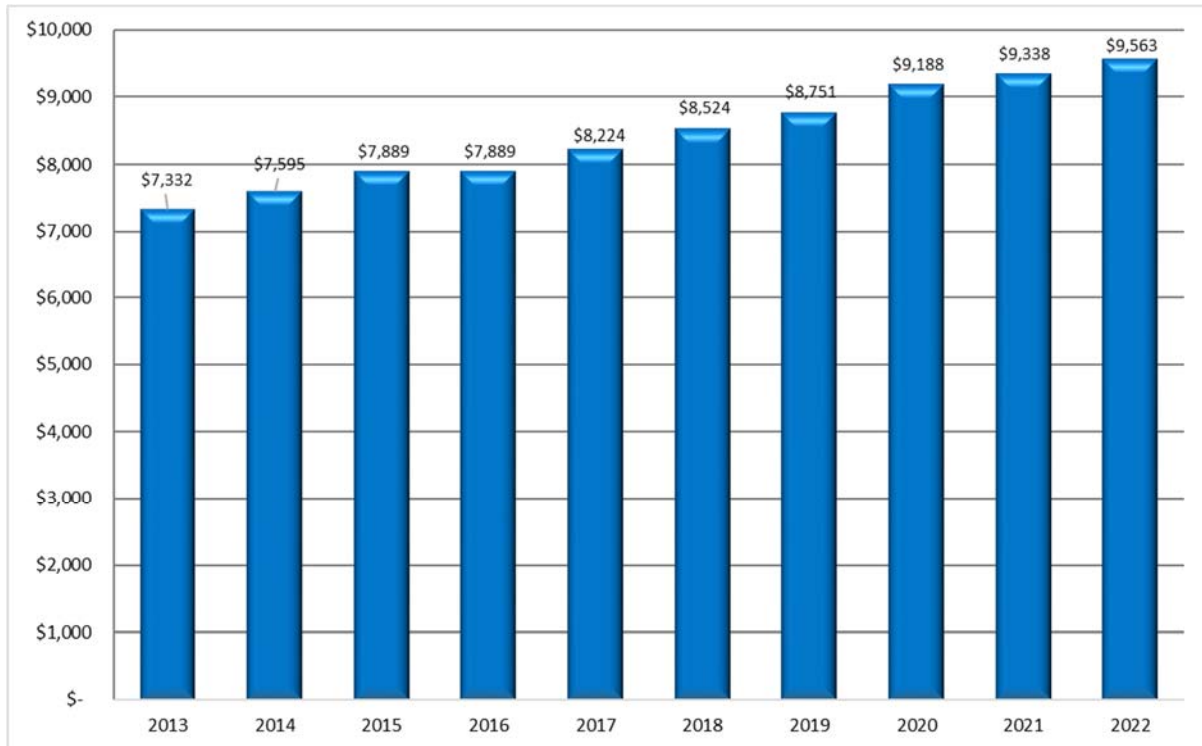
**University of Central Arkansas  
RSA & Educational Excellence  
FY13-FY22**



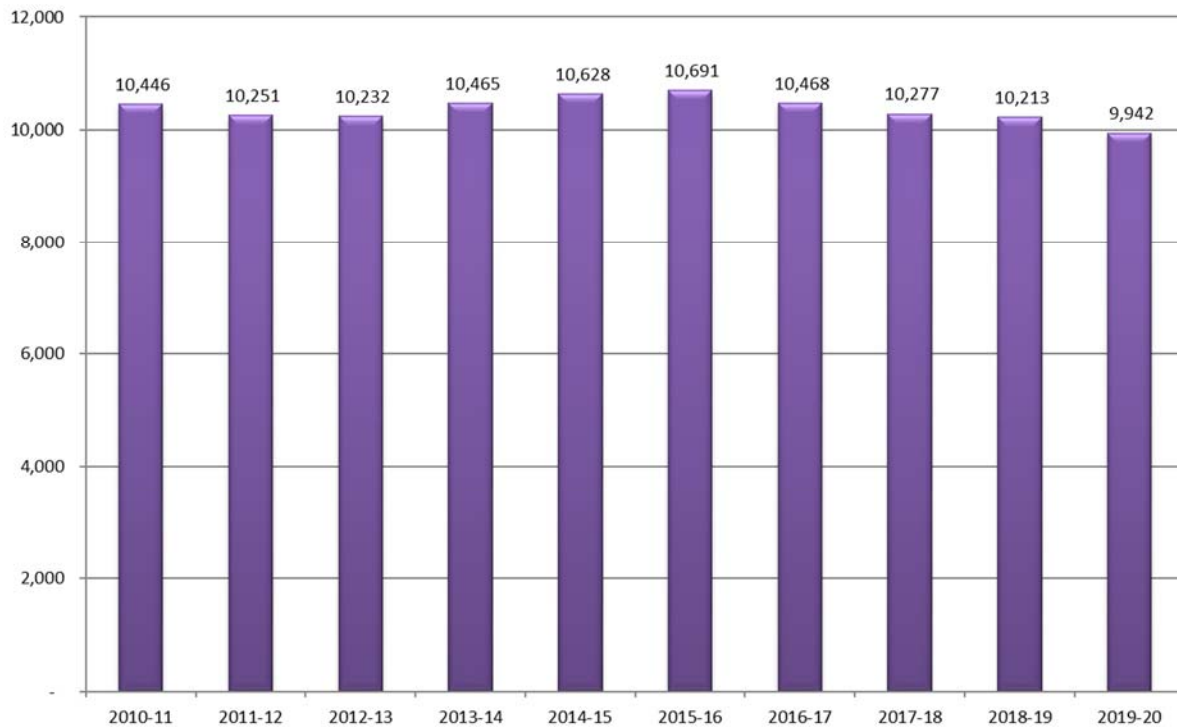
**University of Central Arkansas  
State Funding Per Annualized FTE  
2010-2011 TO 2019-2020**



**UCA Annualized Tuition/Fees, FY13-FY22**  
**Based on 15 Hours per Semester**



**University of Central Arkansas**  
**Annualized Full-Time Equivalent Enrollment (FTE)**  
**2010-2011 TO 2019-2020**



**University of Central Arkansas**  
**FY22 Budget**  
**October Revised FY21 Compared to FY22 Budget**

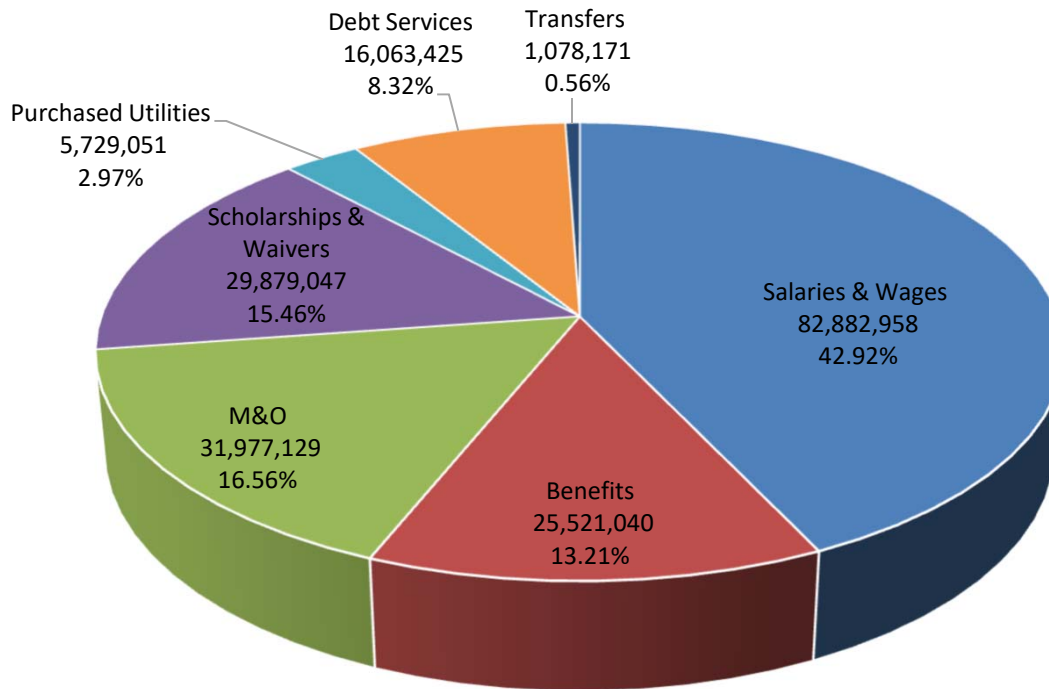
		<b>FY21 October Revised</b>	<b>FY22 Proposed</b>	<b>Dollar Change</b>	<b>% Change</b>	<b>% of Budget</b>
1	Tuition & Fees	84,132,636	85,642,456	1,509,820	1.79%	44.34%
2	State Appropriations	55,231,348	60,756,666	5,525,318	10.00%	31.46%
3	Sales & Services	361,500	361,500	-	0.00%	0.19%
4	Organized Activities	158,397	158,397	-	0.00%	0.08%
5	Grants & Contracts	193,470	193,470	-	0.00%	0.10%
6	Other Sources	1,690,015	1,206,015	(484,000)	-28.64%	0.63%
7	<b>Total E&amp;G Revenue</b>	<b>141,767,366</b>	<b>148,318,504</b>	<b>6,551,138</b>	<b>4.62%</b>	<b>76.80%</b>
8	<b>Auxiliary Income</b>	<b>44,355,972</b>	<b>44,812,317</b>	<b>456,345</b>	<b>1.03%</b>	<b>23.20%</b>
9	<b>Total Income</b>	<b>186,123,338</b>	<b>193,130,821</b>	<b>7,007,483</b>	<b>3.76%</b>	<b>100.00%</b>
10	Salaries & Wages	80,523,018	82,882,958	2,359,940	2.93%	42.92%
11	Benefits	24,774,299	25,521,040	746,741	3.01%	13.21%
12	M&O	30,818,923	31,977,129	1,158,206	3.76%	16.56%
13	Scholarships & Waivers	29,483,002	29,879,047	396,045	1.34%	15.46%
14	Purchased Utilities	5,613,821	5,729,051	115,230	2.05%	2.97%
15	Debt Service	15,600,592	16,063,425	462,833	2.97%	8.32%
16	Transfers	(690,317)	1,078,171	1,768,488	-256.18%	0.56%
17	<b>Total Expenditures</b>	<b>186,123,338</b>	<b>193,130,821</b>	<b>7,007,483</b>	<b>3.76%</b>	<b>100.00%</b>

**Notes to the Budget**

1	Tuition Increase \$464,560; Fee Increase to Facilities \$580,700; Technology \$348,420; Performing Art \$116,140 to support the bond issue for Windgate.
2	Funding consists of the Revenue Stabilization Act (RSA), categories A,B and Educational Excellence Trust Fund (EETF).
6	Decrease in Investment Revenue.
8	NCAA revenues restored.
10-11	Budget reflects a 2% COLA for 7-1-21; Faculty Promotions/Advancements; Equity/Merit/Market Compression; Additional Academic Positions
12	Net E&G and Auxiliary M&O changes for increase in technology contracts, food service and housing contracts, and other smaller adjustments.
13	Change reflects an increase in the entering academic award pool, and an increase in athletic scholarships based on the change in tuition/fees/room/board.
14	Utilities increase reflects additional cost for new buildings and a reinstatement of FY21 reduction for anticipated cost savings for temporary lowered building occupancy.
15	E&G and Auxiliary net debt service for university. Majority increase attributed to IHSB & Windgate.
16	Transfers in for EAB and Conductor contracts; Scholarships are fully funded in the base budget, eliminating the need for the transfer in from prior year funds.



**2021-2022  
E&G and Auxiliary Natural Classification Expenses**



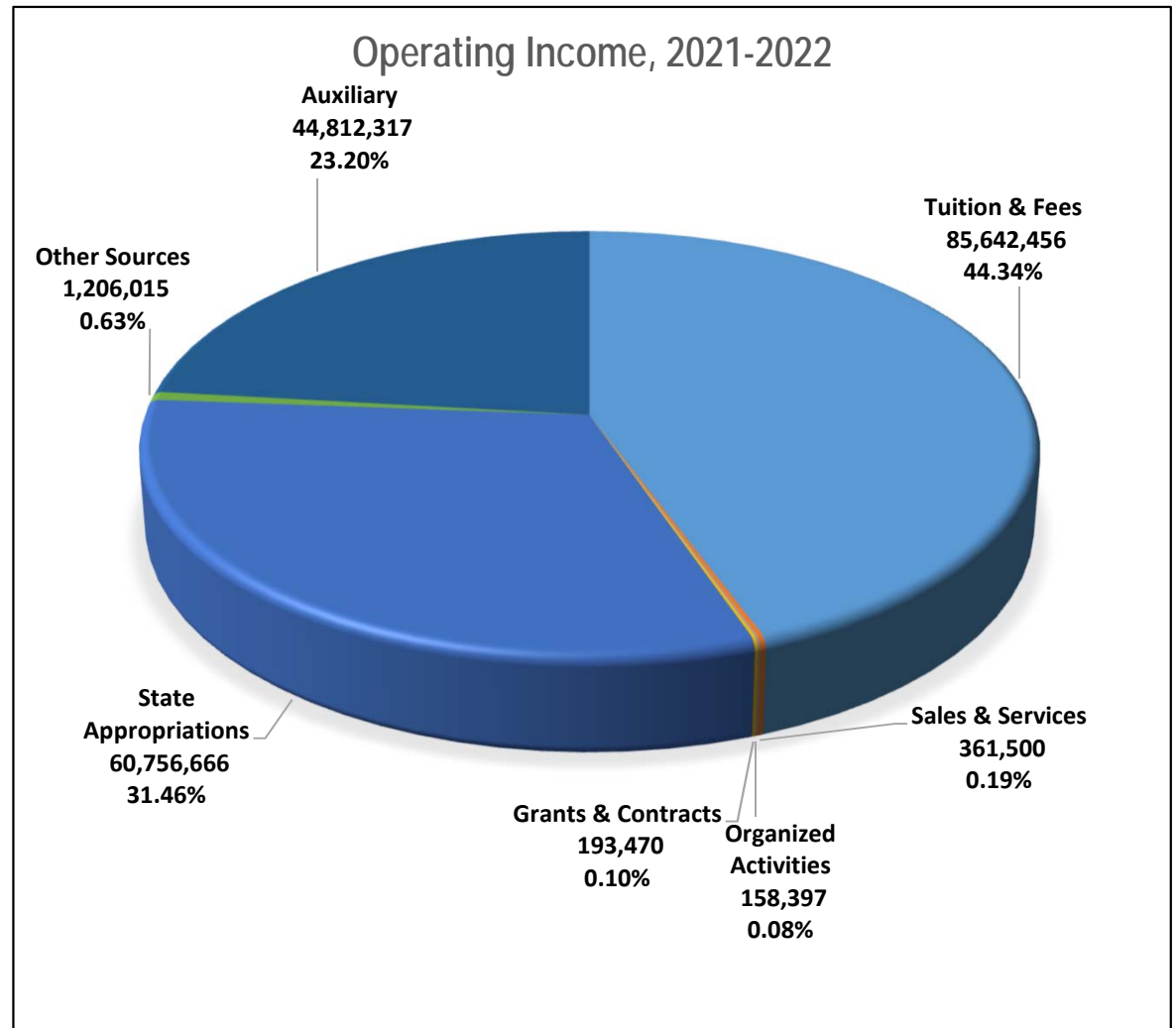
**2021-2022 Budget for Operating Expenses-Natural Classification**

	FY21 October Revised	FY22 Budget	Change	% Change	% of Budget
Salaries & Wages	80,523,018	82,882,958	2,359,940	2.93%	42.92%
Benefits	24,774,299	25,521,040	746,741	3.01%	13.21%
M&O	30,818,923	31,977,129	1,158,206	3.76%	16.56%
Scholarships & Waivers	29,483,002	29,879,047	396,045	1.34%	15.46%
Purchased Utilities	5,613,821	5,729,051	115,230	2.05%	2.97%
Debt Service	15,600,592	16,063,425	462,833	2.97%	8.32%
Transfers	(690,317)	1,078,171	1,768,488	-256.18%	0.56%
<b>Total Expenditures</b>	<b>186,123,338</b>	<b>193,130,821</b>	<b>7,007,483</b>	<b>3.76%</b>	<b>100.00%</b>

# UCA 2021-2022 Budget

E & G and Auxiliary Operating Income

2021-2022 Sources Operating Income		
Tuition & Fees	85,642,456	44.34%
Sales & Services	361,500	0.19%
Organized Activities	158,397	0.08%
Grants & Contracts	193,470	0.10%
State Appropriations	60,756,666	31.46%
Other Sources	1,206,015	0.63%
Auxiliary	44,812,317	23.20%
<b>TOTAL</b>	<b>193,130,821</b>	<b>100.00%</b>



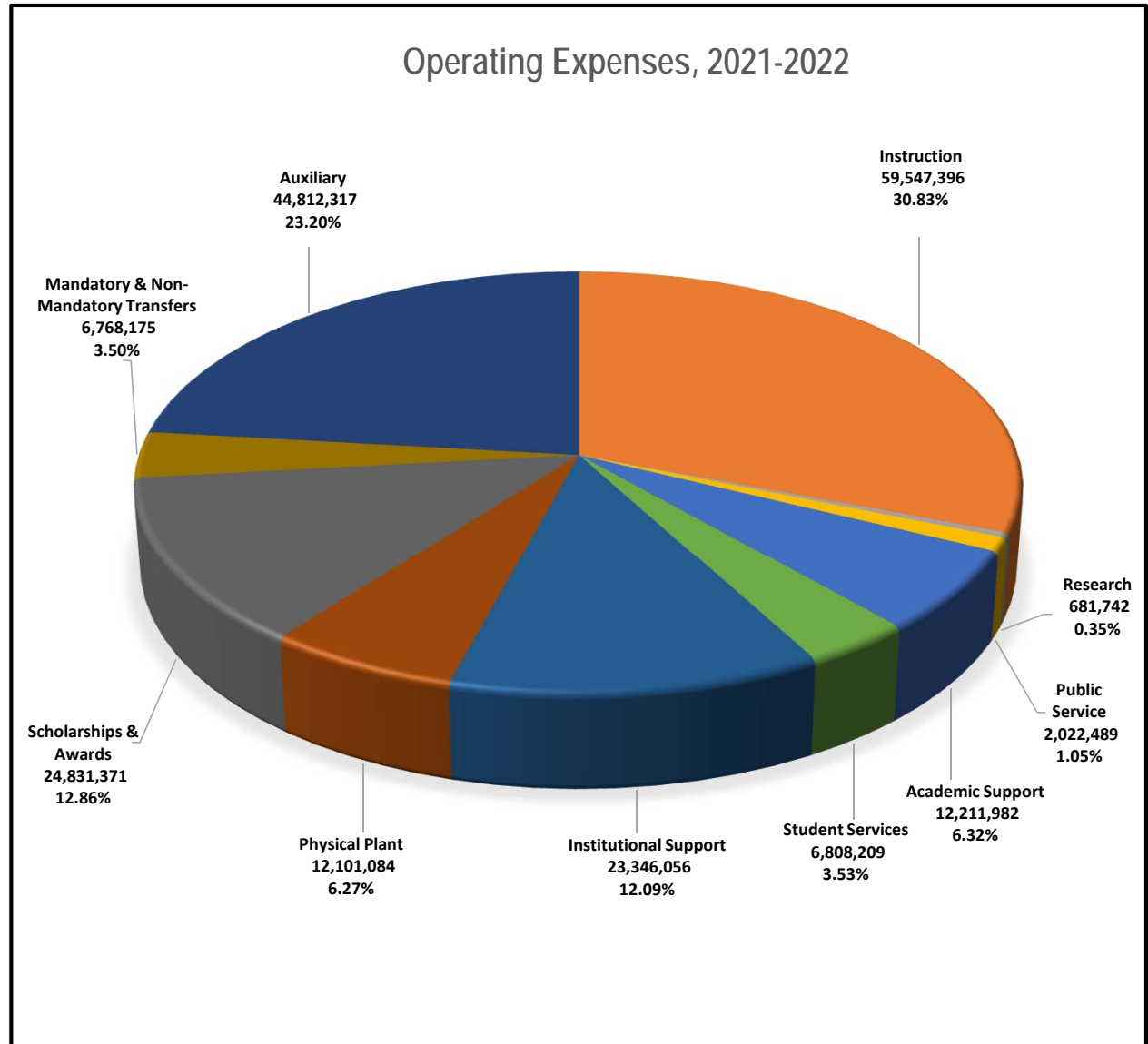
**UNIVERSITY OF CENTRAL ARKANSAS  
OPERATING BUDGET  
COMPARATIVE SUMMARY FOR FISCAL YEARS 2022 & 2021**

	<u>2021-2022</u>	<u>October Revised 2020-2021</u>	<u>INCREASE (DECREASE) AMOUNT    PERCENT</u>	
INCOME SUMMARY				
EDUCATIONAL AND GENERAL				
Tuition & Fees	85,642,456	84,132,636	1,509,820	1.79%
Sales & Services	361,500	361,500	-	0.00%
Organized Activities Related to Instruction	158,397	158,397	-	0.00%
Grants & Contracts	193,470	193,470	-	0.00%
State Appropriations	60,756,666	55,231,348	5,525,318	10.00%
Other Sources	1,206,015	1,690,015	(484,000)	-28.64%
TOTAL E & G INCOME	148,318,504	141,767,366	6,551,138	4.62%
AUXILIARY ENTERPRISES				
Athletics	8,490,200	8,033,855	456,345	5.68%
Housing	19,547,876	19,547,876	-	0.00%
Food Service	10,136,129	10,136,129	-	0.00%
Student Center	1,218,550	1,218,550	-	0.00%
Farris Fields	140,000	140,000	-	0.00%
HPER Recreation	2,407,877	2,407,877	-	0.00%
Bookstore	371,250	371,250	-	0.00%
Student Health Services	1,807,075	1,807,075	-	0.00%
Post Office	47,440	47,440	-	0.00%
Access and Security	645,920	645,920	-	0.00%
TOTAL AUXILIARY INCOME	44,812,317	44,355,972	456,345	1.03%
GRAND TOTAL INCOME	193,130,821	186,123,338	7,007,483	3.76%

# UCA 2021-2022 Budget

## E & G and Auxiliary Operating Expenses

2021-2022 Operating Expense		
Instruction	59,547,396	30.83%
Research	681,742	0.35%
Public Service	2,022,489	1.05%
Academic Support	12,211,982	6.32%
Student Services	6,808,209	3.53%
Institutional Support	23,346,056	12.09%
Physical Plant	12,101,084	6.27%
Scholarships & Awards	24,831,371	12.86%
Mandatory & Non-Mandatory Transfers	6,768,175	3.50%
Auxiliary	44,812,317	23.20%
<b>TOTAL</b>	<b>193,130,821</b>	<b>100.00%</b>



UNIVERSITY OF CENTRAL ARKANSAS  
OPERATING BUDGET  
COMPARATIVE SUMMARY FOR FISCAL YEARS 2022 & 2021

	<u>2021-2022</u>	<u>October Revised 2020-2021</u>	<u>INCREASE (DECREASE)</u>	
			AMOUNT	PERCENT
<b>EXPENSE SUMMARY</b>				
<b>EDUCATIONAL AND GENERAL</b>				
Instruction	59,547,396	57,447,357	2,100,039	3.66%
Research	681,742	675,812	5,930	0.88%
Public Service	2,022,489	2,009,730	12,759	0.63%
Academic Support				
Library	3,013,950	2,805,750	208,200	7.42%
Organized Activities	288,274	285,454	2,820	0.99%
Other Academic Support	8,909,758	8,467,482	442,276	5.22%
Student Services	6,808,209	6,500,029	308,180	4.74%
Institutional Support	23,346,056	24,044,639	(698,583)	-2.91%
Physical Plant				
Operation & Maintenance	10,112,627	9,381,215	731,412	7.80%
Utilities	1,988,457	1,893,227	95,230	5.03%
Scholarships and Awards	24,831,371	24,831,371	-	0.00%
Mandatory Transfers	7,577,675	5,733,938	1,843,737	32.15%
Non-Mandatory Transfers	(809,500)	(2,308,638)	1,499,138	-64.94%
<b>TOTAL E &amp; G EXPENSES</b>	<b>148,318,504</b>	<b>141,767,366</b>	<b>6,551,138</b>	<b>4.62%</b>
<b>AUXILIARY ENTERPRISES</b>				
Athletics	8,490,200	8,033,855	456,345	5.68%
Housing	19,547,876	19,547,876	-	0.00%
Food Service	10,136,129	10,136,129	-	0.00%
Student Center	1,218,550	1,218,550	-	0.00%
Farris Fields	140,000	140,000	-	0.00%
HPER Recreation	2,407,877	2,407,877	-	0.00%
Bookstore	371,250	371,250	-	0.00%
Student Health Services	1,807,075	1,807,075	-	0.00%
Post Office	47,440	47,440	-	0.00%
Access & Security	645,920	645,920	-	0.00%
<b>TOTAL AUXILIARY EXPENSES</b>	<b>44,812,317</b>	<b>44,355,972</b>	<b>456,345</b>	<b>1.03%</b>
<b>GRAND TOTAL EXPENSES</b>	<b>193,130,821</b>	<b>186,123,338</b>	<b>7,007,483</b>	<b>3.76%</b>



UNIVERSITY OF CENTRAL ARKANSAS  
OPERATING BUDGET  
COMPARATIVE SUMMARY FOR FISCAL YEARS 2022 & 2021

INCOME DETAIL	2021-2022	October Revised 2020-2021	INCREASE (DECREASE)	
			AMOUNT	PERCENT
EDUCATIONAL AND GENERAL				
TUITION & FEES				
Registration Fees	51,325,824	50,861,264	464,560	0.91%
Online Tuition	10,974,377	10,974,377	-	0.00%
Concurrent Credit Fees	700,000	700,000	-	0.00%
Out of State Fees	6,650,000	6,650,000	-	0.00%
Facilities Fees	5,653,225	5,072,525	580,700	11.45%
Performing Arts Fees	814,909	698,769	116,140	16.62%
Cooperative Education Fees	126,172	126,172	-	0.00%
Tuition Payment Plan	76,000	76,000	-	0.00%
Technology Fee	4,362,915	4,014,495	348,420	8.68%
Online Technology Fees	807,500	807,500	-	0.00%
Library Fee	810,420	810,420	-	0.00%
Writing & Retention Fee	398,525	398,525	-	0.00%
Applied Music Fees	25,925	25,925	-	0.00%
Division of Outreach & Community Engagement				
OCE Non-Credit	273,933	273,933	-	0.00%
Late Registration Fees	50,200	50,200	-	0.00%
Coll of Health and Behav Sci Fee	314,135	314,135	-	0.00%
Coll of Nat Science and Math Fee	485,083	485,083	-	0.00%
Coll of Business Fee	399,000	399,000	-	0.00%
Coll of Arts, Humanities & Soc Sci Fee	287,812	287,812	-	0.00%
Coll of Health and Behav Sci Lab Fee	306,850	306,850	-	0.00%
Coll of Nat Science and Math Lab Fee	180,500	180,500	-	0.00%
Honors College Participant Fees	80,000	80,000	-	0.00%
Graduation Fees	111,375	111,375	-	0.00%
International Student Activity/Adm Fee	387,776	387,776	-	0.00%
Teacher Education Candidate Fees	40,000	40,000	-	0.00%
Student Activity Fees	933,010	933,010	-	0.00%
Less Transfer/Student Government Assoc	(933,010)	(933,010)	-	0.00%
TOTAL TUITION & FEES - NET	85,642,456	84,132,636	1,509,820	1.79%
SALES AND SERVICES				
VA Reporting Fee	4,000	4,000	-	0.00%
Reynolds Performance Hall Ticket Sales	334,481	334,481	-	0.00%
Theatre Receipts	6,667	6,667	-	0.00%
Music Receipts	6,667	6,667	-	0.00%
M&R Proceeds	9,685	9,685	-	0.00%
TOTAL SALES AND SERVICES	361,500	361,500	-	0.00%

**UNIVERSITY OF CENTRAL ARKANSAS  
OPERATING BUDGET  
COMPARATIVE SUMMARY FOR FISCAL YEARS 2022 & 2021**

	<u>2021-2022</u>	<u>October Revised 2020-2021</u>	<u>INCREASE (DECREASE)</u>	
			<u>AMOUNT</u>	<u>PERCENT</u>
<b>EDUCATIONAL AND GENERAL INCOME - CONT.</b>				
<b>ORGANIZED ACTIVITIES RELATED TO INSTRUCTION</b>				
Special Education Clinic	1,383	1,383	-	0.00%
Reading Center	1,170	1,170	-	0.00%
Communication Science & Disorders Clinic	13,637	13,637	-	0.00%
Community Language School	25,000	25,000	-	0.00%
Child Study Center	117,207	117,207	-	0.00%
<b>TOTAL ORGANIZED ACTIVITIES</b>	<b>158,397</b>	<b>158,397</b>	<b>-</b>	<b>0.00%</b>
<b>GRANTS &amp; CONTRACTS</b>	<b>193,470</b>	<b>193,470</b>	<b>-</b>	<b>0.00%</b>
<b>STATE APPROPRIATIONS</b>	<b>60,756,666</b>	<b>55,231,348</b>	<b>5,525,318</b>	<b>10.00%</b>
<b>OTHER SOURCES</b>				
E & G Building Rentals	83,183	83,183	-	0.00%
Collection Fees	340,000	340,000	-	0.00%
Traffic Fines	125,000	125,000	-	0.00%
Technology Revenue	145,461	145,461	-	0.00%
Miscellaneous	512,371	996,371	(484,000)	-48.58%
<b>TOTAL OTHER SOURCES</b>	<b>1,206,015</b>	<b>1,690,015</b>	<b>(484,000)</b>	<b>-28.64%</b>
<b>TOTAL EDUCATIONAL &amp; GENERAL INCOME</b>	<b>148,318,504</b>	<b>141,767,366</b>	<b>6,551,138</b>	<b>4.62%</b>

**UNIVERSITY OF CENTRAL ARKANSAS  
OPERATING BUDGET  
COMPARATIVE SUMMARY FOR FISCAL YEARS 2022 & 2021**

	<u>2021-2022</u>	<u>October Revised 2020-2021</u>	<u>INCREASE (DECREASE)</u>	
			<u>AMOUNT</u>	<u>PERCENT</u>
<b>INCOME DETAIL</b>				
<b>AUXILIARY ENTERPRISES</b>				
<b>ATHLETICS</b>				
Athletic Fees	5,225,000	5,225,000	-	0.00%
UCA Foundation Transfers	212,200	326,648	(114,448)	-35.04%
Ticket Sales/Transfers	460,000	460,000	-	0.00%
NCAA Conference Revenue Share	1,300,000	492,707	807,293	163.85%
Game Guarantees	943,000	1,179,500	(236,500)	-20.05%
Special Events/Royalties	145,000	145,000	-	0.00%
Sky Box Rentals	205,000	205,000	-	0.00%
TOTAL ATHLETICS	8,490,200	8,033,855	456,345	5.68%
<b>HOUSING</b>				
Sales and Services	421,800	421,800	-	0.00%
Rent	16,857,887	16,857,887	-	0.00%
BearCard	20,425	20,425	-	0.00%
Retirement Center	2,247,764	2,247,764	-	0.00%
TOTAL HOUSING	19,547,876	19,547,876	-	0.00%
<b>FOOD SERVICE</b>	10,136,129	10,136,129	-	0.00%
<b>STUDENT CENTER</b>				
Student Center Fees	1,143,500	1,143,500	-	0.00%
Commissions	75,050	75,050	-	0.00%
TOTAL STUDENT CENTER	1,218,550	1,218,550	-	0.00%

**UNIVERSITY OF CENTRAL ARKANSAS  
OPERATING BUDGET  
COMPARATIVE SUMMARY FOR FISCAL YEARS 2022 & 2021**

	<u>2021-2022</u>	<u>October Revised 2020-2021</u>	<u>INCREASE (DECREASE)</u>	
			<u>AMOUNT</u>	<u>PERCENT</u>
<b>AUXILIARY ENTERPRISES INCOME - CONT.</b>				
<b>FARRIS FIELDS</b>	<b>140,000</b>	<b>140,000</b>	<b>-</b>	<b>0.00%</b>
<b>HPER RECREATION</b>	<b>2,407,877</b>	<b>2,407,877</b>	<b>-</b>	<b>0.00%</b>
<b>BOOKSTORE</b>	<b>371,250</b>	<b>371,250</b>	<b>-</b>	<b>0.00%</b>
<b>STUDENT HEALTH SERVICES</b>	<b>1,807,075</b>	<b>1,807,075</b>	<b>-</b>	<b>0.00%</b>
<b>POST OFFICE</b>	<b>47,440</b>	<b>47,440</b>	<b>-</b>	<b>0.00%</b>
<b>ACCESS AND SECURITY</b>	<b>645,920</b>	<b>645,920</b>	<b>-</b>	<b>0.00%</b>
<b>TOTAL AUXILIARY ENTERPRISES INCOME</b>	<b>44,812,317</b>	<b>44,355,972</b>	<b>456,345</b>	<b>1.03%</b>
<b>GRAND TOTAL INCOME</b>	<b>193,130,821</b>	<b>186,123,338</b>	<b>7,007,483</b>	<b>3.76%</b>

**UNIVERSITY OF CENTRAL ARKANSAS  
OPERATING BUDGET  
COMPARATIVE DETAIL FOR FISCAL YEARS 2022 & 2021**

	2021-2022						2020-2021 Total	% Change Previous Year	
	Salaries	Fringes	GA/Student & Extra Help	Supplies & Services	Capital Equipment	Transfers			
EXPENSE DETAIL									
EDUCATIONAL & GENERAL									
INSTRUCTION									
NATURAL SCIENCES & MATHEMATICS									
Math and Science Start-Up	-	-	-	97,000	-	-	97,000	56,516	71.63%
Math and Science Lab Fee	-	-	-	27,020	-	-	27,020	27,020	0.00%
Jewel Moore Nature Reserve	-	-	-	5,826	-	-	5,826	5,826	0.00%
Biology	2,109,401	675,008	-	118,036	-	-	2,902,445	3,001,655	-3.31%
Chemistry & Biochemistry	1,247,067	399,061	-	73,645	-	-	1,719,773	1,632,537	5.34%
Mathematics	1,295,459	414,547	-	8,622	-	-	1,718,628	1,722,401	-0.22%
Physics & Astronomy	867,985	277,756	-	43,979	-	-	1,189,720	1,158,498	2.70%
Computer Science & Engineering	1,347,293	431,134	-	4,987	9,195	-	1,792,609	1,765,667	1.53%
Geography	423,060	135,379	-	12,959	-	-	571,398	562,114	1.65%
TOTAL NATURAL SCIENCES & MATHEMATICS	7,290,265	2,332,885	-	392,074	9,195	-	10,024,419	9,932,234	0.93%
ARTS, HUMANITIES & SOCIAL SCIENCES									
English	829,129	265,321	-	9,815	-	-	1,104,265	1,087,142	1.58%
Languages, Linguistics, Literatures, and Cultures	905,585	289,787	-	10,167	-	-	1,205,539	1,185,759	1.67%
History	1,116,325	357,224	-	14,368	-	-	1,487,917	1,396,647	6.53%
Philosophy & Religion	603,426	193,096	-	4,742	-	-	801,264	791,181	1.27%
Political Science	727,590	232,829	-	4,825	-	-	965,244	948,636	1.75%
Sociology, Criminology and Anthropology	796,065	254,741	-	5,294	-	-	1,056,100	1,037,766	1.77%
Film, Theatre, & Creative Writing	1,292,830	413,706	-	50,693	-	-	1,757,229	1,724,237	1.91%
Drama	-	-	-	14,485	-	-	14,485	14,485	0.00%
Dept of Art & Design	1,225,463	392,148	-	26,981	-	-	1,644,592	1,548,418	6.21%
Music	1,953,045	624,974	-	5,517	-	-	2,583,536	2,663,254	-2.99%
School of Communication	1,510,514	483,365	-	16,489	-	-	2,010,368	2,033,637	-1.14%
Center for Writing & Communication	-	-	-	27,529	-	-	27,529	27,529	0.00%
Band/Symphony/Choral/Special Music/Pep Band	-	-	-	12,079	-	-	12,079	12,519	-3.51%
Performing Arts Fees	-	-	-	285,322	-	-	285,322	285,322	0.00%
TOTAL ARTS, HUMANITIES & SOCIAL SCIENCES	10,959,972	3,507,191	-	488,306	-	-	14,955,469	14,756,532	1.35%
HEALTH & BEHAVIORAL SCIENCES									
Dept of Communication Science & Disorders	920,914	294,693	-	41,818	-	-	1,257,425	1,147,661	9.56%
Exercise and Sport Science	1,140,988	365,116	6,500	47,499	-	-	1,560,103	1,403,261	11.18%
Dept of Nutrition & Family Sciences	669,309	214,179	-	55,939	-	-	939,427	791,486	18.69%

**UNIVERSITY OF CENTRAL ARKANSAS  
OPERATING BUDGET  
COMPARATIVE DETAIL FOR FISCAL YEARS 2022 & 2021**

	2021-2022						2020-2021	% Change
	Salaries	Fringes	GA/Student & Extra Help	Supplies & Services	Capital Equipment	Transfers	Total	Previous Year
<b>HEALTH &amp; BEHAVIORAL SCIENCES - CONT.</b>								
Psychology/Counseling	1,499,400	479,808	-	60,306	-	-	2,039,514	1.37%
Health Sciences	818,762	262,004	-	46,007	-	-	1,126,773	1.35%
School of Nursing	1,908,908	610,850	-	65,477	-	-	2,585,235	1.55%
Nursing Graduate & Assessment	-	-	-	19,810	-	-	19,810	0.00%
Occupational Therapy	844,001	270,080	-	35,539	-	-	1,149,620	-2.63%
Physical Therapy	1,407,927	450,537	-	100,513	-	-	1,958,977	6.93%
Military Science	24,680	7,898	-	3,816	-	-	36,394	-4.19%
Physical Therapy Special	-	-	-	1,774	-	-	1,774	0.00%
<b>TOTAL HEALTH &amp; BEHAVIORAL SCIENCES</b>	<b>9,234,889</b>	<b>2,955,165</b>	<b>6,500</b>	<b>478,498</b>	<b>-</b>	<b>-</b>	<b>12,675,052</b>	<b>4.89%</b>
<b>BUSINESS ADMINISTRATION</b>								
Marketing and Management	1,980,812	633,860	-	6,860	-	-	2,621,532	14.23%
Master Business Administration	70,058	22,419	-	2,039	-	-	94,516	1.96%
Economics	1,709,466	547,029	-	7,801	-	-	2,264,296	1.88%
Computer Information Systems & Analytics	1,184,679	379,097	-	5,914	-	-	1,569,690	1.38%
Accounting	1,356,609	434,115	-	6,500	-	-	1,797,224	11.16%
AACSB Support	19,466	6,229	-	-	-	-	25,695	0.00%
<b>TOTAL BUSINESS ADMINISTRATION</b>	<b>6,321,090</b>	<b>2,022,749</b>	<b>-</b>	<b>29,114</b>	<b>-</b>	<b>-</b>	<b>8,372,953</b>	<b>7.33%</b>
<b>EDUCATION</b>								
Dept of Elem, Literacy, & Special Educ	1,022,823	327,304	-	26,729	-	-	1,376,856	1.32%
Teaching & Learning	1,106,694	354,142	-	32,080	-	-	1,492,916	1.38%
Candidate Services & Field Experience	136,373	43,639	-	72,297	-	-	252,309	1.84%
Technology Learning Center	80,263	25,684	-	3,091	-	-	109,038	1.92%
Leadership Studies	922,819	295,302	-	25,729	-	-	1,243,850	1.73%
NCATE	6,148	1,967	-	4,400	-	-	12,515	0.00%
<b>TOTAL EDUCATION</b>	<b>3,275,120</b>	<b>1,048,038</b>	<b>-</b>	<b>164,326</b>	<b>-</b>	<b>-</b>	<b>4,487,484</b>	<b>1.49%</b>
<b>INTERNATIONAL ENGAGEMENT</b>	<b>431,588</b>	<b>138,108</b>	<b>-</b>	<b>21,169</b>	<b>-</b>	<b>-</b>	<b>590,865</b>	<b>1.29%</b>
STUDY ABROAD	-	-	-	3,204	-	-	3,204	0.00%
INTENSIVE ENGLISH	259,787	83,132	-	7,649	-	-	350,568	0.95%
HONORS COLLEGE	629,223	201,351	-	81,951	-	-	912,525	1.04%
GRADUATE ASSISTANTS	-	-	1,273,082	-	-	-	1,273,082	0.00%
LEARNING COMMUNITIES	405,351	129,712	27,000	25,777	-	-	587,840	1.55%
CTR FOR EXC IN TEACH & ACAD LEADSHP	272,077	87,065	-	47,485	-	-	406,627	26.67%

**UNIVERSITY OF CENTRAL ARKANSAS  
OPERATING BUDGET  
COMPARATIVE DETAIL FOR FISCAL YEARS 2022 & 2021**

	2021-2022						2020-2021 Total	% Change Previous Year
	Salaries	Fringes	GA/Student & Extra Help	Supplies & Services	Capital Equipment	Transfers		
SUMMER TEACHING SALARY	1,937,061	619,860	-	-	-	-	2,556,921	0.00%
SUMMER SCHOOL PROFITS	-	-	-	78,409	-	-	78,409	0.00%
INSTRUCTIONAL RESERVE	322,182	103,098	-	49,375	-	-	474,655	768.46%
DEPT OF STUDENT TRANSITIONS	518,331	165,866	-	6,004	-	-	690,201	1.02%
UCA ONLINE	130,600	41,792	-	16,342	-	-	188,734	0.00%
TUTORING SERVICES	126,753	40,561	11,000	12,148	-	-	190,462	1.25%
CONCURRENT ENROLLMENT	-	-	-	5,053	-	-	5,053	0.00%
OCE NON-CREDIT	99,334	31,787	-	71,939	-	-	203,060	1.45%
SERVICE LEARNING	82,837	26,508	-	6,890	-	-	116,235	1.88%
AR CODING ACADEMY	148,395	47,486	-	207,697	-	-	403,578	8.31%
TOTAL INSTRUCTION	42,444,855	13,582,354	1,317,582	2,193,410	9,195	-	59,547,396	3.66%
RESEARCH								
Research Administration	101,908	32,611	-	3,224	-	-	137,743	1.76%
Academic Research	-	-	-	95,165	-	-	95,165	0.00%
Sponsored Programs Admin	242,655	77,650	-	16,897	-	-	337,202	0.75%
Research Compliance	40,748	13,039	-	1,347	-	-	55,134	1.90%
Sponsored Programs Research & Grant Development	-	-	-	56,498	-	-	56,498	0.00%
TOTAL RESEARCH	385,311	123,300	-	173,131	-	-	681,742	0.88%
PUBLIC SERVICE								
OCE Camps & Conferences	127,456	40,786	-	310,335	-	-	478,577	0.72%
Arkansas Model UN	-	-	-	2,979	-	-	2,979	-8.87%
Baum Art Gallery	-	-	-	4,183	-	-	4,183	-5.64%
Reynolds Performance Hall	304,435	97,419	-	655,701	-	-	1,057,555	0.67%
Reynolds Hall Maintenance	-	-	-	-	-	-	630	-100.00%
Ida Waldran Auditorium	-	-	-	1,456	-	-	1,456	0.00%
Opera Workshop	-	-	-	524	-	-	524	0.00%
Boys State	-	-	-	5,826	-	-	5,826	0.00%
Faculty Service	-	-	-	688	-	-	688	0.00%
Mashburn Institute	24,250	7,760	-	13,473	-	-	45,483	0.00%
Oxford American	-	-	11,000	66,185	-	-	77,185	-0.52%



**UNIVERSITY OF CENTRAL ARKANSAS  
OPERATING BUDGET  
COMPARATIVE DETAIL FOR FISCAL YEARS 2022 & 2021**

	2021-2022						2020-2021 Total	% Change Previous Year
	Salaries	Fringes	GA/Student & Extra Help	Supplies & Services	Capital Equipment	Transfers		
<b>PUBLIC SERVICE - CONT.</b>								
UCA STEM	77,374	24,760	-	-	-	-	102,134	2.00%
OCE Center for Community & Econ Develop	145,095	46,430	14,000	35,727	-	-	241,252	0.94%
CBA Technology Services	-	-	-	4,647	-	-	4,647	-7.93%
<b>TOTAL PUBLIC SERVICE</b>	<b>678,610</b>	<b>217,155</b>	<b>25,000</b>	<b>1,101,724</b>	<b>-</b>	<b>-</b>	<b>2,022,489</b>	<b>0.63%</b>
<b>ACADEMIC SUPPORT</b>								
<b>TORREYSON LIBRARY</b>								
Operating Expenses /Library Holdings	1,045,686	334,620	-	819,868	-	-	2,200,174	10.27%
Library Usage Fee	165,837	53,068	-	594,871	-	-	813,776	0.41%
<b>TOTAL TORREYSON LIBRARY</b>	<b>1,211,523</b>	<b>387,688</b>	<b>-</b>	<b>1,414,739</b>	<b>-</b>	<b>-</b>	<b>3,013,950</b>	<b>7.42%</b>
<b>ORGANIZED ACTIVITIES</b>								
Contingency Reserve-Organized Activity	-	-	-	21,226	-	-	21,226	0.00%
Mass Communication Project	-	-	-	7,851	-	-	7,851	0.00%
Special Ed Clinic	-	-	-	1,019	-	-	1,019	0.00%
Communication Science & Disorders Clinic	-	-	-	9,573	-	-	9,573	-5.31%
Community Language School	-	-	-	18,423	-	-	18,423	0.00%
UCA Debate	-	-	-	2,981	-	-	2,981	0.00%
Channel 6	42,330	13,546	-	9,932	-	-	65,808	1.05%
Child Study	112,911	36,131	-	11,489	-	-	160,531	1.69%
Reading Center	-	-	-	862	-	-	862	0.00%
<b>TOTAL ORGANIZED ACTIVITIES</b>	<b>155,241</b>	<b>49,677</b>	<b>-</b>	<b>83,356</b>	<b>-</b>	<b>-</b>	<b>288,274</b>	<b>0.99%</b>
<b>OTHER ACADEMIC SUPPORT</b>								
Dean of Graduate School	194,783	62,331	-	55,487	-	-	312,601	0.65%
Office of Student Success	201,367	64,437	74,500	31,311	-	-	371,615	0.39%
Athletic Academic Advising	84,399	27,008	7,761	880	-	-	120,048	1.98%
Audio Visual	42,196	13,503	-	3,790	8,199	-	67,688	1.30%
Dean of Health & Behavioral Sciences	378,042	120,973	-	5,903	-	-	504,918	30.79%
Dean of Business	395,463	126,548	-	37,090	-	-	559,101	1.46%
Dean of Education	309,011	98,883	-	20,298	-	-	428,192	18.61%
Dean of Natural Sciences/Mathematics	331,396	106,047	-	24,909	-	-	462,352	4.79%
Dean of Arts, Humanities, & Social Sciences	325,286	104,091	-	32,951	-	-	462,328	-2.09%

**UNIVERSITY OF CENTRAL ARKANSAS**  
**OPERATING BUDGET**  
**COMPARATIVE DETAIL FOR FISCAL YEARS 2022 & 2021**

	2021-2022							2020-2021	% Change
	Salaries	Fringes	GA/Student & Extra Help	Supplies & Services	Capital Equipment	Transfers	TOTAL	Total	Previous Year
OTHER ACADEMIC SUPPORT - CONT.									
Academic Advising Center	719,549	230,256	-	13,749	-	-	963,554	953,113	1.10%
OCE Administration	501,350	160,432	-	54,954	-	-	716,736	714,946	0.25%
Computer Charge/Support - Instructional Depts	-	-	-	2,599,028	-	-	2,599,028	2,520,381	3.12%
Associate Provost	275,003	88,001	-	1,117	-	-	364,121	356,621	2.10%
Assessment & General Education	109,140	34,925	-	70,129	-	-	214,194	183,869	16.49%
Summer School Admin	-	-	-	8,740	-	-	8,740	8,740	0.00%
Interview Travel	-	-	-	115,000	-	-	115,000	15,000	666.67%
University Testing	83,475	26,712	-	21,956	-	-	132,143	130,602	1.18%
Business Collaborations	24,000	7,680	-	475,000	-	-	506,680	506,680	0.00%
Exemplary Studies	-	-	-	719	-	-	719	719	0.00%
TOTAL OTHER ACADEMIC SUPPORT	3,974,460	1,271,827	82,261	3,573,011	8,199	-	8,909,758	8,467,482	5.22%
TOTAL ACADEMIC SUPPORT	5,341,224	1,709,192	82,261	5,071,106	8,199	-	12,211,982	11,558,686	5.65%
STUDENT SERVICES									
Registrar's Office	533,319	170,662	-	36,841	-	-	740,822	700,419	5.77%
Admissions & Enrollment Services	798,780	255,610	-	376,570	-	-	1,430,960	1,234,607	15.90%
Transfer Services	286,960	91,827	9,000	7,292	-	-	395,079	388,532	1.69%
Catalogue & Bulletins	-	-	-	508	-	-	508	508	0.00%
Career Services	239,813	76,740	-	6,206	-	-	322,759	316,156	2.09%
Student Financial Aid	760,796	243,455	-	68,125	-	-	1,072,376	1,062,875	0.89%
Counseling Center	359,961	115,188	20,000	49,462	-	-	544,611	536,069	1.59%
Dean of Students	88,567	28,341	-	2,091	-	-	118,999	117,494	1.28%
Orientation	-	-	-	11,158	-	-	11,158	11,158	0.00%
Intramurals	12,501	4,000	-	11,165	-	-	27,666	27,344	1.18%
University Training	66,146	21,167	-	47,550	-	-	134,863	133,682	0.88%
Disability Resource Center	197,020	63,046	-	47,058	-	-	307,124	302,782	1.43%
DRC Transportation	36,927	11,817	-	2,351	-	-	51,095	42,769	19.47%
Student Life	172,313	55,140	17,000	29,482	-	-	273,935	272,868	0.39%
Diversity and Community	152,500	48,800	11,000	21,053	-	-	233,353	228,384	2.18%
Cooperative Education Program	66,868	21,398	18,877	15,016	-	-	122,159	126,172	-3.18%
Student Wellness & Development	85,553	27,377	-	6,044	-	-	118,974	119,396	-0.35%
Centralized Scheduling	-	-	-	17,479	-	-	17,479	17,479	0.00%
Center for Leadership Development	34,447	11,023	-	11,891	-	-	57,361	56,692	1.18%
UCA Food Pantry	-	-	5,000	-	-	-	5,000	-	100.00%
IDEAL (Student Leadership)	-	-	-	3,729	-	-	3,729	3,729	0.00%
Co-curricular & Service Learning	-	-	-	47,000	-	-	47,000	47,000	0.00%
Marketing/Recruiting	-	-	-	600,000	-	-	600,000	600,000	0.00%
Special Events/Programs	-	-	-	10,811	-	-	10,811	10,811	0.00%
Division Strategy	-	-	-	15,550	-	-	15,550	800	1843.75%
Student Support & Resource Center	59,539	19,052	-	787	-	-	79,378	77,859	1.95%
SGA Advisers	-	-	-	9,613	-	-	9,613	9,613	0.00%
Veteran Services	39,278	12,569	-	4,000	-	-	55,847	54,831	1.85%
TOTAL STUDENT SERVICES	3,991,288	1,277,212	80,877	1,458,832	-	-	6,808,209	6,500,029	4.74%

UNIVERSITY OF CENTRAL ARKANSAS  
OPERATING BUDGET  
COMPARATIVE DETAIL FOR FISCAL YEARS 2022 & 2021

	2021-2022						2020-2021 Total	% Change Previous Year
	Salaries	Fringes	GA/Student & Extra Help	Supplies & Services	Capital Equipment	Transfers		
INSTITUTIONAL SUPPORT								
Board of Trustees	-	-	-	14,465	2,299	-	16,764	0.00%
President's Office	558,301	178,656	1,666	83,040	-	-	821,663	1.76%
Executive Vice President & Provost	406,178	129,977	210,669	50,452	-	-	797,276	34.75%
VP for Finance & Administration	423,816	135,621	-	56,086	-	-	615,523	1.55%
VP for Student Serv & Instit Diversity	388,042	124,174	24,983	6,238	-	-	543,437	0.14%
VP for Institutional Advancement	179,700	57,504	-	1,500	-	-	238,704	1.97%
Chief of Staff	271,035	86,731	-	7,787	-	-	365,553	3.05%
Associate VP of Institutional Diversity	167,056	53,458	9,000	13,199	-	-	242,713	1.13%
Associate VP for Enrollment Management	153,273	49,047	-	-	-	-	202,320	2.00%
University Marketing/Communications	559,804	179,137	-	84,942	-	-	823,883	0.79%
Annual Media Relations	-	-	-	17,479	-	-	17,479	0.00%
Background Screening	-	-	-	11,570	-	-	11,570	0.00%
Institutional Research	219,406	70,210	-	22,216	-	-	311,832	1.72%
Information Technology	2,361,402	755,649	-	2,069,281	11,724	-	5,198,056	3.12%
Less Charges/Acad Support & Instruction	-	-	-	(2,599,028)	-	-	(2,599,028)	3.12%
Office-Institutional Advancement	770,750	246,640	-	129,833	-	-	1,147,223	4.54%
Budget Office	203,565	65,141	-	79,382	-	-	348,088	6.26%
Grants and Contracts Accounting	80,684	25,819	-	624	-	-	107,127	1.69%
Compliance Office for Fin & Adm	67,968	21,750	-	925	-	-	90,643	1.43%
Purchasing	361,862	115,796	-	10,237	-	-	487,895	31.03%
Human Resources & Risk Management	650,427	208,137	-	134,095	-	-	992,659	-0.85%
Employee Service Awards	-	-	-	1,748	-	-	1,748	0.00%
Internal Auditor	245,651	78,608	-	9,954	-	-	334,213	1.43%
Student Accounts	279,373	89,399	-	252,392	-	-	621,164	-0.27%
Financial Accounting	384,786	123,132	-	9,498	-	-	517,416	-15.52%
Inventory	32,358	10,355	-	874	-	-	43,587	0.76%
Office of Alumni Relations	113,379	36,281	-	40,262	-	-	189,922	-0.53%
Environmental Health & Safety Office	82,409	26,371	-	8,802	-	-	117,582	19.09%
Campus Mail Service	-	-	-	1,880	-	-	1,880	0.00%
Staff Senate	-	-	-	3,883	-	-	3,883	0.00%
Faculty Senate	-	-	-	1,384	-	-	1,384	0.00%
Faculty Athletic Representative	-	-	-	450	-	-	450	0.00%
Institutional Membership	-	-	-	122,000	-	-	122,000	122.17%
Commencement	2,295	734	-	47,731	-	-	50,760	0.00%
Legal Counsel & Fees	239,827	76,745	-	11,148	-	-	327,720	1.84%
Liability Insurance	-	-	-	240,425	-	-	240,425	7.81%
Accreditation	-	-	-	51,935	-	-	51,935	0.00%
M&R Warehouse	-	-	-	1,748	-	-	1,748	0.00%

UNIVERSITY OF CENTRAL ARKANSAS  
OPERATING BUDGET  
COMPARATIVE DETAIL FOR FISCAL YEARS 2022 & 2021

	2021-2022						2020-2021 Total	% Change Previous Year	
	Salaries	Fringes	GA/Student & Extra Help	Supplies & Services	Capital Equipment	Transfers			TOTAL
INSTITUTIONAL SUPPORT - CONT.									
President's House	-	-	-	2,914	-	-	2,914	2,914	0.00%
Strategic Planning Council	-	-	-	583	-	-	583	583	0.00%
Staff Professional Development	-	-	-	32,045	-	-	32,045	32,045	0.00%
Bad Debt Expense	-	-	-	75,743	-	-	75,743	75,743	0.00%
Credit Card Fees	-	-	-	100,000	-	-	100,000	100,000	0.00%
Legal Counsel Travel	-	-	-	1,500	-	-	1,500	1,500	0.00%
Wellness Coordinator	45,900	14,688	-	-	-	-	60,588	69,400	-12.70%
UCA Special Events	48,695	15,582	-	3,214	-	-	67,491	67,491	0.00%
Contingency Reserve	2,554,607	1,192,117	930,270	4,738,877	180,124	-	9,595,995	10,825,176	-11.35%
TOTAL INSTITUTIONAL SUPPORT	11,852,549	4,167,459	1,176,588	5,955,313	194,147	-	23,346,056	24,044,639	-2.91%
PHYSICAL PLANT									
OPERATION & MAINTENANCE									
Physical Plant Administration	696,410	222,851	-	18,310	-	-	937,571	861,900	8.78%
University Architect	-	-	-	16,254	-	-	16,254	16,254	0.00%
Building Maintenance	1,178,324	377,064	-	331,883	9,195	-	1,896,466	1,918,335	-1.14%
University Police	1,637,372	523,959	-	41,924	3,208	-	2,206,463	2,090,577	5.54%
Custodial Care	1,479,631	473,482	-	121,086	2,299	-	2,076,498	1,938,109	7.14%
Grounds Maintenance	664,671	212,695	-	24,277	2,299	-	903,942	831,263	8.74%
Physical Plant Reserve	-	-	-	6,241	-	-	6,241	121,604	-94.87%
Property Insurance	-	-	-	479,660	-	-	479,660	479,660	0.00%
Warehouse	120,935	38,699	-	36,118	-	-	195,752	194,302	0.75%
Moving	64,812	20,740	-	7,051	-	-	92,603	95,312	-2.84%
Buses/Shuttle	258,304	82,657	-	35,530	-	-	376,491	331,224	13.67%
E&G Space Rental/Facilities	-	-	-	190,035	-	-	190,035	147,351	28.97%
PBX	24,581	7,866	-	379,542	-	-	411,989	33,821	1118.15%
Motor Pool	110,750	35,440	-	63,479	15,172	-	224,841	218,682	2.82%
Campus Construction Projects	-	-	-	81,569	-	-	81,569	86,569	-5.78%
President's House Maintenance	-	-	-	8,740	4,598	-	13,338	13,338	0.00%
120 Elizabeth Guest House	-	-	-	2,914	-	-	2,914	2,914	0.00%
TOTAL OPERATION & MAINTENANCE	6,235,790	1,995,453	-	1,844,613	36,771	-	10,112,627	9,381,215	7.80%
UTILITIES									
District Cooling	-	-	-	70,789	-	-	70,789	70,789	0.00%
Purchased Utilities	-	-	-	1,917,668	-	-	1,917,668	1,822,438	5.23%
TOTAL UTILITIES	-	-	-	1,988,457	-	-	1,988,457	1,893,227	5.03%
TOTAL PHYSICAL PLANT	6,235,790	1,995,453	-	3,833,070	36,771	-	12,101,084	11,274,442	7.33%

UNIVERSITY OF CENTRAL ARKANSAS  
OPERATING BUDGET  
COMPARATIVE DETAIL FOR FISCAL YEARS 2022 & 2021

	2021-2022						2020-2021 Total	% Change Previous Year	
	Salaries	Fringes	GA/Student & Extra Help	Supplies & Services	Capital Equipment	Transfers			
SCHOLARSHIPS & FEE WAIVERS									
Academic	-	-	-	13,526,882	-	-	13,526,882	13,526,882	0.00%
Band	-	-	-	420,000	-	-	420,000	420,000	0.00%
Choir	-	-	-	145,000	-	-	145,000	145,000	0.00%
Symphony	-	-	-	64,000	-	-	64,000	64,000	0.00%
Keyboard	-	-	-	28,000	-	-	28,000	28,000	0.00%
Applied Music	-	-	-	5,780	-	-	5,780	5,780	0.00%
International Music	-	-	-	34,500	-	-	34,500	34,500	0.00%
Purple Rage	-	-	-	27,300	-	-	27,300	27,300	0.00%
Broadcasting	-	-	-	7,500	-	-	7,500	7,500	0.00%
Theatre	-	-	-	15,000	-	-	15,000	15,000	0.00%
Art	-	-	-	18,200	-	-	18,200	22,400	-18.75%
Interior Design	-	-	-	4,200	-	-	4,200	-	100.00%
Debate Scholarships	-	-	-	16,000	-	-	16,000	16,000	0.00%
Student Senate	-	-	-	85,000	-	-	85,000	85,000	0.00%
Conway Adult Education Scholarship	-	-	-	3,000	-	-	3,000	3,000	0.00%
Misc Performing Scholarships	-	-	-	423,100	-	-	423,100	423,100	0.00%
Student with Exceptional Circumstance	-	-	-	100,000	-	-	100,000	100,000	0.00%
International Fee Waivers	-	-	-	183,000	-	-	183,000	159,000	15.09%
Scholarship & Fee Waivers Contingency	-	-	-	2,712,931	-	-	2,712,931	2,712,931	0.00%
Misc Scholarships & Fee Waivers	-	-	-	563,704	-	-	563,704	563,704	0.00%
Upward Bound Bridge Scholarships	-	-	-	12,000	-	-	12,000	12,000	0.00%
Intl Exchange Student Waiver	-	-	-	75,000	-	-	75,000	75,000	0.00%
Out-of-State Fee Waivers Undergrad/Grad	-	-	-	5,893,274	-	-	5,893,274	5,893,274	0.00%
Mentor Teacher Waivers	-	-	-	19,000	-	-	19,000	19,000	0.00%
Congolese Scholarship	-	-	-	-	-	-	-	24,000	-100.00%
International Keyboard	-	-	-	35,000	-	-	35,000	35,000	0.00%
Student Success Challenge Scholarship	-	-	-	150,000	-	-	150,000	150,000	0.00%
Boys/Girls State	-	-	-	10,000	-	-	10,000	10,000	0.00%
Arch Ford Matching Scholarship	-	-	-	48,000	-	-	48,000	48,000	0.00%
Future Leaders	-	-	-	150,000	-	-	150,000	150,000	0.00%
Future Leaders Continuing	-	-	-	56,000	-	-	56,000	56,000	0.00%
TOTAL SCHOLARSHIP/FEE WAIVERS	-	-	-	24,831,371	-	-	24,831,371	24,831,371	0.00%
FRINGE BENEFITS									
Teacher Retirement Matching	-	975,341	-	-	-	-	975,341	975,341	0.00%
State Retirement Matching	-	1,318,252	-	-	-	-	1,318,252	1,318,252	0.00%
TIAA Matching	-	5,816,000	-	-	-	-	5,816,000	5,316,000	9.41%
Social Security Matching	-	5,595,353	-	-	-	-	5,595,353	5,595,353	0.00%
Unemployment Insurance	-	240,000	-	-	-	-	240,000	240,000	0.00%
Workmen's Compensation	-	195,000	-	-	-	-	195,000	195,000	0.00%
Health Insurance	-	8,201,123	-	-	-	-	8,201,123	7,926,559	3.46%
GAP	-	81,470	-	-	-	-	81,470	81,470	0.00%
Life Insurance	-	65,809	-	-	-	-	65,809	65,809	0.00%
Dental Insurance	-	460,383	-	-	-	-	460,383	460,383	0.00%
Long Term Disability	-	82,309	-	-	-	-	82,309	82,309	0.00%
Athletic Events Admission	-	280,000	-	-	-	-	280,000	280,000	0.00%
Performing Arts Events Admission	-	30,000	-	-	-	-	30,000	30,000	0.00%
Faculty & Staff Fee Waivers	-	1,250,000	-	-	-	-	1,250,000	1,250,000	0.00%
HPER Center Admin.	-	30,000	-	-	-	-	30,000	30,000	0.00%
Student Health Admin.	-	100,000	-	-	-	-	100,000	100,000	0.00%
Compensated Absences	-	600,000	-	-	-	-	600,000	600,000	0.00%
OPEB Benefits	-	200,000	-	-	-	-	200,000	200,000	0.00%
Less Transfer to E & G & Auxiliary	-	(25,521,040)	-	-	-	-	(25,521,040)	(24,746,476)	3.13%
TOTAL FRINGE BENEFITS	-	-	-	-	-	-	-	-	0.00%

**UNIVERSITY OF CENTRAL ARKANSAS  
OPERATING BUDGET  
COMPARATIVE DETAIL FOR FISCAL YEARS 2022 & 2021**

	2021-2022						TOTAL	2020-2021 Total	% Change Previous Year
	Salaries	Fringes	GA/Student & Extra Help	Supplies & Services	Capital Equipment	Transfers			
TOTAL UNRESTRICTED - EDUCATIONAL & GENERAL EXPENDITURES									
	70,929,627	23,072,125	2,682,308	44,617,957	248,312	-	141,550,329	138,342,066	2.32%
E&G TRANSFERS									
MANDATORY TRANSFERS									
Debt Retirement Funds	-	-	-	-	-	7,226,912	7,226,912	5,603,550	28.97%
R&R-ADHE CCCS	-	-	-	-	-	130,388	130,388	130,388	0.00%
R&R-ADHE IHSB	-	-	-	-	-	220,375	220,375	-	100.00%
TOTAL MANDATORY TRANSFERS	-	-	-	-	-	7,577,675	7,577,675	5,733,938	32.15%
NON-MANDATORY TRANSFERS									
Athletic Transfer	-	-	-	-	-	1,410,887	1,410,887	1,391,407	1.40%
Auxiliary Transfers	-	-	-	-	-	(854,376)	(854,376)	(853,668)	0.08%
Federal Work Study Transfers	-	-	-	-	-	(279,720)	(279,720)	(610,072)	-54.15%
R&R-Campus Reserve	-	-	-	-	-	100,000	100,000	70,375	42.10%
Unexpended Plant Funds	-	-	-	-	-	(1,186,291)	(1,186,291)	(2,306,680)	-48.57%
TOTAL NON-MANDATORY TRANSFERS	-	-	-	-	-	(809,500)	(809,500)	(2,308,638)	-64.94%
TOTAL E&G TRANSFERS	-	-	-	-	-	6,768,175	6,768,175	3,425,300	97.59%
TOTAL UNRESTRICTED - EDUCATIONAL & GENERAL EXPEN & TRANSFERS	70,929,627	23,072,125	2,682,308	44,617,957	248,312	6,768,175	148,318,504	141,767,366	4.62%

UNIVERSITY OF CENTRAL ARKANSAS  
OPERATING BUDGET  
COMPARATIVE DETAIL FOR FISCAL YEARS 2022 & 2021

EXPENSE DETAIL

AUXILIARY ENTERPRISES

ATHLETICS

Administration	524,984	167,995	66,500	746,907	-	-	1,506,386	1,119,214	34.59%
Sports Information	101,712	32,548	18,000	14,750	-	-	167,010	154,412	8.16%
Men's Golf	57,093	18,270	8,000	157,274	-	-	240,637	216,027	11.39%
Football	669,225	214,152	30,000	2,449,842	5,000	-	3,368,219	3,094,858	8.83%
Men's Basketball	281,979	90,233	14,000	838,967	-	-	1,225,179	1,146,171	6.89%
Men's Cross Country	33,258	10,643	4,000	164,340	-	-	212,241	195,836	8.38%
Men's Track & Field	33,258	10,643	4,000	249,408	-	-	297,309	242,484	22.61%
Men's Baseball	168,565	53,941	6,000	477,286	-	-	705,792	652,534	8.16%
Men's Soccer	93,292	29,853	13,000	358,387	-	-	494,532	460,809	7.32%
Men's Strength/Training	48,476	15,512	10,000	19,500	-	-	93,488	85,233	9.69%
Athletic Trainers	-	-	50,000	40,140	-	-	90,140	86,640	4.04%
Women's Strength/Training	31,684	10,139	-	18,400	-	-	60,223	60,223	0.00%
Women's Soccer	104,594	33,470	10,000	357,768	-	-	505,832	472,512	7.05%
Women's Golf	57,093	18,270	8,000	192,326	-	-	275,689	254,200	8.45%
Women's Softball	149,239	47,756	7,000	375,904	-	-	579,899	525,383	10.38%
Women's Volleyball	137,700	44,064	2,000	405,050	-	-	588,814	529,704	11.16%
Women's Basketball	214,184	68,539	17,000	709,375	-	-	1,009,098	917,573	9.97%
Women's Cross Country	63,857	20,434	12,475	176,282	-	-	273,048	258,093	5.79%
Women's Tennis	37,703	12,065	5,000	230,077	-	-	284,845	266,832	6.75%
Women's Track & Field	65,096	20,831	19,599	295,918	-	-	401,444	336,202	19.41%
Women's Beach Volleyball	36,154	11,569	-	146,934	-	-	194,657	181,882	7.02%
Cheerleaders	-	-	16,520	20,500	-	-	37,020	37,020	0.00%
Dance Team	-	-	12,491	15,400	-	-	27,891	27,891	0.00%
Athletic Facilities	-	-	-	70,000	-	-	70,000	70,000	0.00%
Stadium	62,334	19,947	22,000	237,462	5,000	-	346,743	330,148	5.03%
Sky Boxes	-	-	-	4,500	-	-	4,500	4,500	0.00%
Athletic Projects	-	-	-	100,000	-	-	100,000	50,000	100.00%
E&G Transfer	-	-	-	-	-	(1,410,887)	(1,410,887)	(1,391,407)	1.40%
Federal Work Study Transfers	-	-	-	-	-	(126,000)	(126,000)	-	100.00%
Auxiliary Transfers-Commissions	-	-	-	-	-	(12,000)	(12,000)	(11,400)	5.26%
Auxiliary Transfer-Admin Charge	-	-	-	-	-	(1,525,910)	(1,525,910)	(1,525,910)	0.00%
Auxiliary Transfers-Intra Transfers	-	-	-	-	-	(1,562,359)	(1,562,359)	(1,562,359)	0.00%
Auxiliary Transfers-R&R	-	-	-	-	-	20,008	20,008	20,008	0.00%
Auxiliary Trsf-Athletics Rent to Housing	-	-	-	-	-	54,322	54,322	54,322	0.00%
R&R Transfers to Auxiliary	-	-	-	-	-	(781,428)	(781,428)	-	100.00%
Debt Retirement/Reserve	-	-	-	-	-	673,818	673,818	674,220	-0.06%
TOTAL ATHLETICS	2,971,480	950,874	355,585	8,872,697	10,000	(4,670,436)	8,490,200	8,033,855	5.68%

**UNIVERSITY OF CENTRAL ARKANSAS  
OPERATING BUDGET  
COMPARATIVE DETAIL FOR FISCAL YEARS 2022 & 2021**

	2021-2022							2020-2021	% Change
	Salaries	Fringes	GA/Student & Extra Help	Supplies & Services	Capital Equipment	Transfers	TOTAL	Total	Previous Year
HOUSING									
Housing Office	775,397	248,127	95,793	171,295	-	-	1,290,612	1,166,341	10.65%
Conferences-Camps Rental	-	-	6,000	113,400	-	-	119,400	119,400	0.00%
General Housing Maintenance	1,240,458	396,946	-	300,000	-	-	1,937,404	1,876,842	3.23%
Residence Life	-	-	-	15,000	-	-	15,000	15,000	0.00%
Housing Retention Initiatives	-	-	-	51,400	-	-	51,400	51,400	0.00%
Short Hall	-	-	15,000	78,165	-	-	93,165	93,165	0.00%
Denney Hall	-	-	27,000	63,170	-	-	90,170	90,170	0.00%
Arkansas Hall	-	-	42,000	165,850	-	-	207,850	207,850	0.00%
Baridon St Duplexes/Georgetown	-	-	-	37,910	-	-	37,910	37,910	0.00%
Conway Hall	-	-	42,000	119,194	-	-	161,194	161,194	0.00%
State Hall	-	-	42,000	138,410	-	-	180,410	180,410	0.00%
Carmichael Hall	-	-	-	107,250	-	-	107,250	107,250	0.00%
Hughes Hall	-	-	42,000	138,410	-	-	180,410	180,410	0.00%
Oak Tree Apts	-	-	-	34,500	-	-	34,500	34,500	0.00%
Bernard Hall	-	-	42,000	149,937	-	-	191,937	191,937	0.00%
Baridon Hall	-	-	32,000	178,900	-	-	210,900	210,900	0.00%
New Hall	-	-	34,117	234,550	-	-	268,667	268,667	0.00%
Farris Hall	-	-	30,000	269,100	-	-	299,100	299,100	0.00%
Bear Hall	-	-	52,000	270,584	-	-	322,584	322,584	0.00%
Edge Apts	-	-	-	-	-	-	-	278,400	-100.00%
321 Western Apts	-	-	-	47,000	-	-	47,000	47,000	0.00%
Torreyson Place Apts	-	-	30,000	200,500	-	-	230,500	230,500	0.00%
BearCard Center	75,792	24,253	3,000	202,768	-	-	305,813	303,873	0.64%
College Square	553,185	177,019	142,992	678,279	15,000	-	1,566,475	1,551,306	0.98%
Debt Retirement & Transfers	-	-	-	-	-	9,505,975	9,505,975	9,433,724	0.77%
Apartments/Residence Hall Rent Admin Charge	-	-	-	-	-	977,393	977,393	977,393	0.00%
Federal Work Study Transfer	-	-	-	-	-	(60,793)	(60,793)	-	100.00%
Bear Village	-	-	50,000	459,540	-	-	509,540	509,540	0.00%
Greek Village	-	-	40,000	150,200	-	-	190,200	190,200	0.00%
Greek Village II	-	-	-	40,000	-	-	40,000	-	100.00%
Donaghey Hall	-	-	27,000	176,600	-	-	203,600	203,600	0.00%
Stadium Park	-	-	30,000	177,310	-	-	207,310	207,310	0.00%
Bear Village Storm Shelter	-	-	-	25,000	-	-	25,000	-	100.00%
TOTAL HOUSING	2,644,832	846,345	824,902	4,794,222	15,000	10,422,575	19,547,876	19,547,876	0.00%
FOOD SERVICE									
Contract Food Service	19,082	6,106	-	7,932,942	-	-	7,958,130	7,958,730	-0.01%
Debt Retirement & Transfers	-	-	-	-	-	2,177,999	2,177,999	2,177,399	0.03%
TOTAL FOOD SERVICE	19,082	6,106	-	7,932,942	-	2,177,999	10,136,129	10,136,129	0.00%



**UNIVERSITY OF CENTRAL ARKANSAS  
OPERATING BUDGET  
COMPARATIVE DETAIL FOR FISCAL YEARS 2022 & 2021**

	2021-2022						2020-2021 Total	% Change Previous Year
	Salaries	Fringes	GA/Student & Extra Help	Supplies & Services	Capital Equipment	Transfers		
<b>STUDENT CENTER</b>								
Student Center	514,971	164,791	62,770	275,854	10,000	-	1,028,386	4.08%
Debt Retirement & Transfers	-	-	-	-	-	176,164	176,164	-18.64%
UCA Amigo Soccer Cup Challenge	-	-	-	14,000	-	-	14,000	0.00%
<b>TOTAL STUDENT CENTER</b>	<b>514,971</b>	<b>164,791</b>	<b>62,770</b>	<b>289,854</b>	<b>10,000</b>	<b>176,164</b>	<b>1,218,550</b>	<b>0.00%</b>
<b>RADIO STATION</b>	<b>42,330</b>	<b>13,546</b>	<b>-</b>	<b>(55,876)</b>	<b>-</b>	<b>-</b>	<b>-</b>	<b>0.00%</b>
<b>FARRIS FIELDS</b>								
Operating Costs	18,398	5,887	40,000	25,255	-	-	89,540	13.24%
Debt Retirement & Transfers	-	-	-	-	-	50,460	50,460	-17.19%
<b>TOTAL RECREATIONAL FACILITIES</b>	<b>18,398</b>	<b>5,887</b>	<b>40,000</b>	<b>25,255</b>	<b>-</b>	<b>50,460</b>	<b>140,000</b>	<b>0.00%</b>
<b>HPER RECREATION</b>								
Operating Costs	534,384	171,003	220,000	291,772	10,013	-	1,227,172	4.60%
Debt Retirement & Transfers	-	-	-	-	-	1,180,705	1,180,705	-4.37%
<b>TOTAL HPER RECREATION</b>	<b>534,384</b>	<b>171,003</b>	<b>220,000</b>	<b>291,772</b>	<b>10,013</b>	<b>1,180,705</b>	<b>2,407,877</b>	<b>0.00%</b>
<b>BOOKSTORE</b>	<b>12,611</b>	<b>4,036</b>	<b>-</b>	<b>65,285</b>	<b>-</b>	<b>289,318</b>	<b>371,250</b>	<b>0.00%</b>
<b>STUDENT HEALTH SERVICES</b>								
Operating Costs	817,699	261,664	93,963	263,352	5,000	-	1,441,678	5.22%
Debt Retirement & Transfers	-	-	-	-	-	365,397	365,397	-16.37%
<b>TOTAL STUDENT HEALTH SERVICES</b>	<b>817,699</b>	<b>261,664</b>	<b>93,963</b>	<b>263,352</b>	<b>5,000</b>	<b>365,397</b>	<b>1,807,075</b>	<b>0.00%</b>
<b>POST OFFICE</b>	<b>77,071</b>	<b>24,663</b>	<b>20,945</b>	<b>18,104</b>	<b>-</b>	<b>(93,343)</b>	<b>47,440</b>	<b>0.00%</b>
<b>ACCESS AND SECURITY</b>	<b>-</b>	<b>-</b>	<b>-</b>	<b>171,338</b>	<b>-</b>	<b>474,582</b>	<b>645,920</b>	<b>0.00%</b>
<b>TOTAL AUXILIARY ENTERPRISES EXPENSE</b>	<b>7,652,858</b>	<b>2,448,915</b>	<b>1,618,165</b>	<b>22,668,945</b>	<b>50,013</b>	<b>10,373,421</b>	<b>44,812,317</b>	<b>1.03%</b>
<b>TOTAL UNRESTRICTED CURRENT FUND EXPENDITURES &amp; TRANSFERS</b>	<b>78,582,485</b>	<b>25,521,040</b>	<b>4,300,473</b>	<b>67,286,902</b>	<b>298,325</b>	<b>17,141,596</b>	<b>193,130,821</b>	<b>3.76%</b>

Note: Fringes are 32% of salaries plus a \$374,645 fringe reserve for health insurance



UNIVERSITY OF  
**CENTRAL**  
**ARKANSAS**<sup>TM</sup>

2021-2022

Salaries

			ACCT CODE	DEPT SALARY	TOTAL SALARY
PRESIDENT	<b><u>PRESIDENT'S OFFICE</u></b>				
	HOUSTON DAVIS	PRESIDENT	620100	363,186	
	JEREMY GILLAM	DIRECTOR OF GOVERNMENTAL AFFAIRS & EXTERNAL RELATIONS	620100	133,926	
	ALICIA CROW	EXECUTIVE ASSISTANT TO THE PRESIDENT	620100	60,389	
				<u>557,501</u>	
	JEREMY GILLAM	CAREER SERVICE	620120	800	
			<b>Total</b>	558,301	
	<b><u>UCA SPECIAL EVENTS</u></b>				
	VACANT	DIRECTOR	620100	48,695	
			<b>Total</b>	48,695	
	<b><u>LEGAL COUNSEL &amp; FEES</u></b>				
	WARREN READNOUR	GENERAL COUNSEL	620100	141,427	
	ADAM ROSE	ASSOCIATE GENERAL COUNSEL/COMPLIANCE OFFICER	620100	96,900	
				<u>238,327</u>	
	WARREN READNOUR	CAREER SERVICE	620120	1,500	
			<b>Total</b>	239,827	
	<b><u>INTERNAL AUDITOR</u></b>				
	PAMELA MASSEY	DIRECTOR	620100	105,482	
	SHERELLE LEE	LEAD SENIOR INTERNAL AUDITOR	620100	56,661	
	SHANECE HILL	STAFF INTERNAL AUDITOR	620100	41,208	
	ALEXANDRIA SALAS	STAFF INTERNAL AUDITOR	620100	40,800	
				<u>244,151</u>	
	PAMELA MASSEY	CAREER SERVICE	620120	1,500	
			<b>Total</b>	245,651	
			<b>DIVISION TOTAL</b>	1,092,474	

		ACCT CODE	DEPT SALARY	TOTAL SALARY
CHIEF OF STAFF	<b>CHIEF OF STAFF</b>			
	AMY WHITEHEAD	620100	153,000	
	FREDRICKA SHARKEY	620100	83,640	
			<hr/>	236,640
	AMY WHITEHEAD	620120	800	
	LISA STROM	630100	32,595	
	LISA STROM	630120	1,000	
			<b>Total</b>	271,035
<b>UNIVERSITY POLICE</b>				
<b>BASE SALARY DOES NOT INCLUDE SHIFT</b>				
	JOHN MERGUIE	620100	97,869	
	JAMIE BOOTHE	620100	62,220	
	JUSTIN TAPLEY	620100	67,320	
	CHRISTOPHER BENTLEY	620100	76,500	
	CAROL WALTON	620100	56,100	
			<hr/>	360,009
	JAMIE BOOTHE	620120	1,000	
	JUSTIN TAPLEY	620120	1,500	
	CHRISTOPHER BENTLEY	620120	1,500	
	CAROL WALTON	620120	1,000	
	JOHN MERGUIE	620120	1,500	
			<hr/>	6,500
	MICHAEL SHAW	630100	54,211	
	MICHAEL HOPPER	630100	46,920	
	JOHN HILL	630100	46,920	
	JAMES ROBINSON	630100	46,920	
	KEVIN FORD	630100	46,920	
	VACANT	630100	41,200	
	SHAD FOLEY	630100	42,024	
	ANTHONY TUFU	630100	38,760	
	DAVID STONE	630100	40,800	
	CHRISTOPHER VASQUEZ	630100	42,024	
	NICOLE SUMNER	630100	38,760	
	DURWIN LASKER	630100	42,024	
	TOMMY WISE	630100	38,000	
	KAITLYN WEBER	630100	40,800	
	TYLER RYALS	630100	40,800	
	GENE HODGES	630100	42,024	
	LAUREN HARGUS	630100	38,760	
	WILLIAM COLVIN	630100	38,000	
	TAYLOR BERRY	630100	42,024	
	PHILLIP BOYD	630100	40,800	
	STEPHEN POINTER	630100	38,760	
	KATHY RUNGE	630100	36,720	
	HOLLI REEVES	630100	40,800	
	TIMOTHY HALL	630100	36,720	
	ROBERT COAN	630100	31,620	
	DAKOTA LAWSON	630100	31,620	
	WINDY LOWDER	630100	31,620	
	CHRISTINA ROSS	630100	32,640	

			ACCT CODE	DEPT SALARY	TOTAL SALARY
CHIEF OF STAFF	KATRINA RAY	PUBLIC SAFETY SECURITY OFFICER	630100	35,865	
	CLAUDIA HARTLEY	POLICE PARKING SERVICES/COMMUNICATIONS DISPATCHER	630100	28,700	1,193,756
	MICHAEL HOPPER	CAREER SERVICE	630120	1,000	
	CHRISTOPHER VASQUEZ	CAREER SERVICE	630120	800	
	MICHAEL SHAW	CAREER SERVICE	630120	1,000	2,800
		SHIFT DIFFERENTIAL	630125	27,940	
		CERTIFICATE PAY	630126	7,270	
		OVERTIME	630127	39,097	
			<b>Total</b>	1,637,372	
	<b><u>HUMAN RESOURCES &amp; RISK MANAGEMENT</u></b>				
	BRITNI ELDER	ASSOCIATE VP FOR HUMAN RESOURCES & RISK MANAGEMENT	620100	127,500	
	JANNETTE NANCE	PAYROLL MANAGER	620100	48,363	
	TAYLOR MAY	CLASSIFICATION/COMPENSATION MANAGER	620100	45,900	
	RHONDA ROBERTS	TOTAL REWARDS MANAGER	620100	59,718	
	KIMBERLY HUTCHCRAFT	RISK MANAGEMENT & EMPLOYMENT SERVICES MANAGER	620100	49,643	
	RACHEL HALL	HR DATA MANAGEMENT COORDINATOR	620100	43,860	374,984
	JANNETTE NANCE	CAREER SERVICE	620120	800	
	RHONDA ROBERTS	CAREER SERVICE	620120	1,500	
	KIMBERLY HUTCHCRAFT	CAREER SERVICE	620120	1,000	3,300
	TYRA PHILLIPS	APPLICANT TRACKING COORDINATOR	630100	38,786	
	SARAH TUTTLE	EMPLOYMENT SERVICES ANALYST	630100	30,974	
	DEBRA BAKER	FISCAL SUPPORT SPECIALIST	630100	28,050	
	NEW POSITION	HUMAN RESOURCES ANALYST	630100	32,249	
	KYANA SMITH	PAYROLL ANALYST	630100	33,148	
	PHILOMENA ALLEN	LEAVE SPECIALIST	630100	32,249	
	MAKENZI BURROW	BENEFITS ANALYST	630100	34,460	
	DELLA BURROW	SENIOR PAYROLL SPECIALIST	630100	40,227	270,143
	TYRA PHILLIPS	CAREER SERVICE	630120	800	
	DELLA BURROW	CAREER SERVICE	630120	1,200	2,000
			<b>Total</b>	650,427	
	<b><u>WELLNESS COORDINATOR</u></b>				
	MORIAH BRUNER	WELLNESS COORDINATOR	620100	45,900	
			<b>Total</b>	45,900	
			<b>DIVISION TOTAL</b>	2,604,734	

			ACCT CODE	DEPT SALARY	TOTAL SALARY
EXECUTIVE VP & PROVOST	<b><u>EXECUTIVE VICE PRESIDENT &amp; PROVOST</u></b>				
	PATRICIA POULTER	EXECUTIVE VICE PRESIDENT/PROVOST/PROFESSOR	620100	221,493	
	APRIL GUNN	ASSISTANT TO THE EXECUTIVE VICE PRESIDENT AND PROVOST	620100	45,900	
	LORI HUDSPETH	PROJECT MANAGER	620100	54,938	
	SUZANNE MASSEY	PROJECT COORDINATOR	620100	39,556	
	ALYSON MCENTIRE	ASSESSMENT RESEARCH ASSOCIATE	620100	40,491	
				<u>402,378</u>	
	APRIL GUNN	CAREER SERVICE	620120	1,500	
	LORI HUDSPETH	CAREER SERVICE	620120	1,500	
	SUZANNE MASSEY	CAREER SERVICE	620120	800	
				<u>3,800</u>	
			<b>Total</b>	406,178	
	<b><u>ASSOCIATE PROVOST</u></b>				
	JONATHAN GLENN	ASSOCIATE PROVOST FOR INSTITUTIONAL EFFECTIVENESS/PROFESSOR	620100	150,391	
	KURT BONIECKI	ASSOCIATE PROVOST FOR ACADEMIC SUCCESS/ASSOCIATE PROFESSOR	620100	124,612	
				<u>275,003</u>	
			<b>Total</b>	275,003	
	<b><u>DEAN/BUSINESS</u></b>				
	MICHAEL HARGIS	ACADEMIC DEAN/PROFESSOR	620100	193,042	
	LACI LYONS	ASSOCIATE DEAN/ASSOCIATE PROFESSOR	620100	70,068	140,135
	BETTY MORROW	PROJECT & COMMUNICATIONS COORDINATOR	620100	40,400	
	COREY THRONEBERRY	SENIOR DIRECTOR OF DEVELOPMENT	620100	34,986	71,400
				<u>338,496</u>	
	DEANNA ABREGO	ADMINISTRATIVE SPECIALIST III	630100	30,394	
	LISA LINN	ADMINISTRATIVE SPECIALIST III	630100	25,773	
				<u>56,167</u>	
	DEANNA ABREGO	CAREER SERVICE	630120	800	
			<b>Total</b>	395,463	
	<b><u>AACSB SUPPORT</u></b>				
		NON-CLASSIFIED PART-TIME	620115	19,466	
			<b>Total</b>	19,466	
	<b><u>ACCOUNTING</u></b>				
	STEPHANIE WATSON	DEPARTMENT CHAIR/PROFESSOR	620100	72,553	
	STEPHANIE WATSON	DEPARTMENT CHAIR/PROFESSOR	610200	72,552	
	THOMAS COURTWAY	PRESIDENT EMERITUS/EXECUTIVE IN RESIDENCE	610300	125,478	
	CONNIE MCKNIGHT	ASSOCIATE PROFESSOR	610300	119,566	
	ANTHONY MCMULLEN	ASSOCIATE PROFESSOR	610300	81,953	
	KAREN OXNER	ASSOCIATE PROFESSOR	610300	123,536	
	MENGYU MA	ASSISTANT PROFESSOR	610300	117,300	
	QIFENG WU	ASSISTANT PROFESSOR	610300	117,300	
	RYAN CATING	INSTRUCTOR	610300	114,000	
	ASHLEY PHILLIPS	ASSISTANT PROFESSOR	610300	109,794	

			ACCT CODE	DEPT SALARY	TOTAL SALARY
EXECUTIVE VP & PROVOST	JOSHUA SIMER	ASSISTANT PROFESSOR	610300	117,300	
	LAURA YOUNG	SENIOR LECTURER	610300	101,429	
	STEVEN NELSON	LECTURER I	610300	57,574	
				<u>1,185,230</u>	
	LAUREN STOUT	ADMINISTRATIVE SPECIALIST II	630100	25,074	
	LAUREN STOUT	CAREER SERVICE	630120	1,200	
			<b>Total</b>	1,356,609	
<b><u>ECONOMICS</u></b>					
	THOMAS SNYDER	DEPARTMENT CHAIR/ASSOCIATE PROFESSOR	620100	65,676	
	THOMAS SNYDER	DEPARTMENT CHAIR/ASSOCIATE PROFESSOR	610200	65,675	
	JOSEPH MCGARRITY	PROFESSOR	610300	102,211	
	MIKE CASEY	PROFESSOR	610300	129,816	
	LING HE	PROFESSOR	610300	127,095	
	DAVID MITCHELL	ASSOCIATE PROFESSOR	610300	93,969	
	TAMMY ROGERS	ASSOCIATE PROFESSOR	610300	118,473	
	HAIBO YAO	ASSISTANT PROFESSOR	610300	115,382	
	WEICI YUAN	ASSISTANT PROFESSOR	610300	88,881	
	YILING DENG	ASSISTANT PROFESSOR	610300	115,382	
	MARK REAVIS	ASSISTANT PROFESSOR	610300	112,292	
	JOSEPH MAURO	ASSISTANT PROFESSOR	610300	87,567	
	XUECHEN GAO	ASSISTANT PROFESSOR	610300	112,292	
	HUIQIONG DUAN	ASSISTANT PROFESSOR	610300	87,567	
	JEREMY HORPEDAHL	ASSISTANT PROFESSOR	610300	93,325	
	CYNTHIA BURLESON	LECTURER I/DIRECTOR OF THE CENTER FOR INSURANCE & RISK MANAGEMENT	610300	108,171	
	JACOB BUNDRICK	LECTURER I	610300	61,812	
				<u>1,554,235</u>	
	TINA NOWAK	ADMINISTRATIVE SPECIALIST II	630100	23,880	
			<b>Total</b>	1,709,466	
<b><u>MARKETING/MANAGEMENT</u></b>					
	VACANT	DEPARTMENT CHAIR/PROFESSOR	620100	69,850	
	VACANT	DEPARTMENT CHAIR/PROFESSOR	610200	69,849	
	LACI LYONS	ASSOCIATE PROFESSOR/ASSOCIATE DEAN	610200	70,067	140,135
				<u>139,916</u>	
	ALEXANDER CHEN	PROFESSOR	610300	101,651	
	DOUG VOSS	PROFESSOR	610300	111,202	
	DAVID KIM	PROFESSOR	610300	105,987	
	MICHAEL RUBACH	PROFESSOR	610300	116,585	
	JOE CANGELOSI	PROFESSOR	610300	116,559	
	DAVID MCCALMAN	ASSOCIATE PROFESSOR	610300	105,050	
	STEVEN NADLER	ASSOCIATE PROFESSOR	610300	105,420	
	DAN FISHER	ASSOCIATE PROFESSOR	610300	104,280	
	SUSAN MYERS	ASSOCIATE PROFESSOR	610300	110,884	
	VANCE LEWIS	ASSISTANT PROFESSOR	610300	81,561	
	VACANT	ASSISTANT PROFESSOR	610300	100,978	
	CHRIS TUGGLE	ASSISTANT PROFESSOR	610300	102,000	
	STEVEN SCHLACHTER	ASSISTANT PROFESSOR	610300	103,020	

			ACCT CODE	DEPT SALARY	TOTAL SALARY
EXECUTIVE VP & PROVOST	RON DUGGINS	ASSISTANT PROFESSOR	610300	101,325	
	MARSHA CARSON	SENIOR LECTURER	610300	61,495	
	WILLIAM DOSHIER	LECTURER I	610300	61,860	
	VACANT	LECTURER I	610300	52,309	
	NEW POSITION	ASSISTANT PROFESSOR	610300	105,000	
				1,747,166	
	AMANDA CRAIG	ADMINISTRATIVE SPECIALIST II	630100	23,880	
			<b>Total</b>	1,980,812	
	<b><u>COMPUTER INFORMATION SYSTEMS &amp; ANALYTICS</u></b>				
	JAMES DOWNEY	DEPARTMENT CHAIR/PROFESSOR	620100	74,865	
	CARLA BARBER	LECTURER II	620100	52,129	
				126,994	
	JAMES DOWNEY	DEPARTMENT CHAIR/PROFESSOR	610200	74,864	
	MARK MCMURTREY	PROFESSOR/MBA DIRECTOR	610200	70,059	140,117
	CARLA BARBER	LECTURER II	610200	17,377	
				162,300	
	STEVEN ZELTMANN	PROFESSOR	610300	116,461	
	KAYE MCKINZIE	ASSOCIATE PROFESSOR	610300	102,652	
	MICHAEL ELLIS	ASSOCIATE PROFESSOR	610300	102,194	
	BRIGID APPIAH OTOO	INSTRUCTOR	610300	97,500	
	SAMIRA SHIRZAEI	INSTRUCTOR	610300	97,500	
	KEVIN CASEY	ASSISTANT PROFESSOR	610300	99,960	
	GEOFFREY HILL	ASSISTANT PROFESSOR	610300	101,575	
	JOSEPH THOMAS	ASSISTANT PROFESSOR	610300	99,929	
	SUSAN SHAW	LECTURER I	610300	52,540	
				870,311	
	LAURA THOMAS	ADMINISTRATIVE SPECIALIST II	630100	25,074	
			<b>Total</b>	1,184,679	
	<b><u>MASTER BUSINESS ADMINISTRATION</u></b>				
	MARK MCMURTREY	MBA DIRECTOR/PROFESSOR	620100	70,058	140,117
			<b>Total</b>	70,058	
	<b><u>DEAN/EDUCATION</u></b>				
	VICTORIA GROVES-SCOTT	ACADEMIC DEAN/PROFESSOR	620100	160,493	
	MICHAEL MILLS	ASSOCIATE DEAN/ASSOCIATE PROFESSOR	620100	52,530	105,060
	GREG WEBER	SENIOR DIRECTOR OF DEVELOPMENT/ASSISTANT DIRECTOR OF PLANNED GIVING	620100	34,986	71,400
				248,009	
	ANITA HERRING	ADMINISTRATIVE SPECIALIST III	630100	29,277	
	BARBARA ROBINSON	ADMINISTRATIVE SPECIALIST III	630100	29,025	
				58,302	
	ANITA HERRING	CAREER SERVICE	630120	1,500	
	BARBARA ROBINSON	CAREER SERVICE	630120	1,200	
				2,700	
			<b>Total</b>	309,011	



EXECUTIVE VP & PROVOST	NCATE		ACCT CODE	DEPT SALARY	TOTAL SALARY
		NON-CLASSIFIED PART-TIME	620115	6,148	
			<b>Total</b>	6,148	
	<b><u>DEPARTMENT OF ELEMENTARY, LITERACY AND SPECIAL EDUCATION</u></b>				
	JANET FILER	DEPARTMENT CHAIR/ASSOCIATE PROFESSOR	620100	47,039	
	JANET FILER	DEPARTMENT CHAIR/ASSOCIATE PROFESSOR	610200	47,039	
	PATRICIA KOHLER	PROFESSOR	610300	70,578	
	SHOUDONG FENG	ASSOCIATE PROFESSOR	610300	65,157	
	CANDICE MAXWELL	ASSOCIATE PROFESSOR	610300	64,436	
	KEITH LENZ	ASSOCIATE PROFESSOR	610300	67,968	
	AMY THOMPSON	ASSISTANT PROFESSOR	610300	58,541	
	STEPHANIE SORBET	ASSISTANT PROFESSOR	610300	57,691	
	SUSAN PERRY	ASSISTANT PROFESSOR	610300	57,120	
	DEANNA RICE	ASSISTANT PROFESSOR	610300	57,120	
	DONNA CAIN	CLINICAL INSTRUCTOR II	610300	51,730	
	ALICIA BROWN	CLINICAL INSTRUCTOR I	610300	43,350	
	VACANT	CLINICAL INSTRUCTOR I	610300	42,000	
	BRANDY WALTHALL	CLINICAL INSTRUCTOR I	610300	46,359	
	LISA HERRINGTON	SENIOR CLINICAL INSTRUCTOR	610300	55,222	
	PATTI HUNTER	CLINICAL INSTRUCTOR I	610300	51,765	
	JAMIE DALLAS	CLINICAL INSTRUCTOR/CSC DIRECTOR	610300	45,840	
	TRACIE RUSHING	LECTURER I	610300	43,951	
				878,828	
	JENNIFER MASON	ADMINISTRATIVE SPECIALIST II	630100	23,880	
	HEATHER HARMON	ADMINISTRATIVE SPECIALIST II	630100	23,880	
				47,760	
		NON-CLASSIFIED PART-TIME	620115	2,157	
			<b>Total</b>	1,022,823	
	<b><u>MASHBURN INSTITUTE</u></b>				
		NON-CLASSIFIED SALARIES	620100	20,000	
		NON-CLASSIFIED PART-TIME	620115	4,250	
			<b>Total</b>	24,250	
	<b><u>CHILD STUDY CENTER</u></b>				
	WHITNEY BURNS	DIRECTOR/TEACHER	620100	45,329	
	GRETCHEN PRICE	PRESCHOOL TEACHER	620100	33,791	
	REGNIA HITE	PRESCHOOL TEACHER	620100	33,791	
				112,911	
			<b>Total</b>	112,911	
	<b><u>TEACHING AND LEARNING</u></b>				
	DEBORAH DAILEY	INTERIM DEPARTMENT CHAIR/ASSOCIATE PROFESSOR	620100	43,500	
	DEBORAH DAILEY	INTERIM DEPARTMENT CHAIR/ASSOCIATE PROFESSOR	610200	43,500	
	MICHAEL MILLS	ASSOCIATE PROFESSOR/ASSOCIATE DEAN	610200	52,530	105,060
				96,030	

			ACCT CODE	DEPT SALARY	TOTAL SALARY
<b>EXECUTIVE VP &amp; PROVOST</b>	JEFFERY WHITTINGHAM	PROFESSOR	610300	70,763	
	TAMMY BENSON	PROFESSOR	610300	82,085	
	DONNA WAKE	PROFESSOR	610300	71,125	
	ALICIA COTABISH	ASSOCIATE PROFESSOR	610300	66,037	
	RACHELLE MILLER	ASSOCIATE PROFESSOR	610300	63,596	
	WENDY RICKMAN	ASSOCIATE PROFESSOR	610300	64,436	
	NYKELA JACKSON	ASSOCIATE PROFESSOR	610300	63,182	
	JASON TRUMBLE	ASSISTANT PROFESSOR	610300	58,514	
	CRYSTAL VOEGELE	CLINICAL INSTRUCTOR II	610300	46,580	
	TERRY JOHNSON	STEM MASTER TEACHER/CLINICAL INSTRUCTOR I	610300	52,283	
	MICHELLE BUCHANAN	STEM MASTER TEACHER/CLINICAL INSTRUCTOR II	610300	56,412	
	STEVEN WARD	SENIOR CLINICAL INSTRUCTOR	610300	58,066	
	JESSICA HERRING	CLINICAL INSTRUCTOR I	610300	43,268	
	TEKYESHA GAULT	CLINICAL INSTRUCTOR I	610300	45,349	
	SUNNY STYLES-FOSTER	CLINICAL INSTRUCTOR II	610300	51,464	
	VACANT	CLINICAL INSTRUCTOR I	610300	44,223	
				<hr/>	
				937,383	
	SUSAN SUITS	ADMINISTRATIVE SPECIALIST II	630100	25,074	
	SUSAN SUITS	CAREER SERVICE	630120	800	
		NON-CLASSIFIED PART-TIME	620115	3,907	
<b>Total</b>				1,106,694	
<b><u>CANDIDATE SERVICES &amp; FIELD EXPERIENCE</u></b>					
	GARY BUNN	DIRECTOR	620100	80,792	
	LINDA HORTON	ADMINISTRATIVE SPECIALIST III	630100	27,581	
	KELSEY PETERSON	ADMINISTRATIVE SPECIALIST III	630100	27,000	
				<hr/>	
				54,581	
	LINDA HORTON	CAREER SERVICE	630120	1,000	
<b>Total</b>				136,373	
<b><u>TECHNOLOGY LEARNING CENTER</u></b>					
	ASHLEY COOKSEY	DIRECTOR	620100	41,820	
	MELISSA EARLS	PROJECT/PROGRAM SPECIALIST	620100	37,643	
				<hr/>	
				79,463	
	MELISSA EARLS	CAREER SERVICE	620120	800	
<b>Total</b>				80,263	
<b><u>LEADERSHIP STUDIES</u></b>					
	LOUIS NADELSON	DEPARTMENT CHAIR/ASSOCIATE PROFESSOR	620100	45,329	
	LOUIS NADELSON	DEPARTMENT CHAIR/ASSOCIATE PROFESSOR	610200	45,329	
	SHELLY ALBRITTON	PROFESSOR	610200	86,952	
				<hr/>	
				132,281	
	RHONDA MCCLELLAN	PROFESSOR	610300	101,130	
	HELEN HU	ASSOCIATE PROFESSOR	610300	66,383	
	SUSAN BARCLAY	ASSOCIATE PROFESSOR	610300	68,563	

			ACCT CODE	DEPT SALARY	TOTAL SALARY
EXECUTIVE VP & PROVOST	ODUNOLA OYENIYI	ASSISTANT PROFESSOR	610300	57,120	
	KEVIN POWELL	ASSISTANT PROFESSOR	610300	57,120	
	VALERIE COUTURE	ASSISTANT PROFESSOR	610300	65,062	
	STACEY LOYLESS	ASSISTANT PROFESSOR	610300	61,812	
	THOMAS BRUICK	ASSISTANT PROFESSOR	610300	57,681	
	ERIN SHAW	ASSISTANT PROFESSOR/PROGRAM COORDINATOR	610300	63,240	
	MALCOLM NORTH	ASSISTANT PROFESSOR	610300	60,782	
	CHARLOTTE GREEN	ASSISTANT PROFESSOR	610300	59,752	
				718,645	
	CONNIE BALLARD	ADMINISTRATIVE SPECIALIST II	630100	23,880	
		NON-CLASSIFIED PART-TIME	620115	2,684	
			<b>Total</b>	922,819	
<b><u>DEAN/ARTS, HUMANITIES, &amp; SOCIAL SCIENCES</u></b>					
	THOMAS WILLIAMS	ACADEMIC DEAN/PROFESSOR	620100	161,160	
	GAYLE SEYMOUR	ASSOCIATE DEAN/PROFESSOR	620100	56,100	112,200
	GUNNAR BARTLETT	DIRECTOR OF DEVELOPMEMT	620100	26,249	53,570
	HANNAH HANSHAW	COLLEGE RECRUITER	620100	30,000	
				273,509	
	VACANT	ADMINISTRATIVE SPECIALIST III	630100	27,897	
	ISABELLA RAGNI	ADMINISTRATIVE SPECIALIST II	630100	23,880	
				51,777	
			<b>Total</b>	325,286	
<b><u>DEPARTMENT OF ART &amp; DESIGN</u></b>					
	BRYAN MASSEY	DEPARTMENT CHAIR/PROFESSOR	620100	53,550	
	BRIAN YOUNG	DIRECTOR BAUM GALLERY/LECTURER I	620100	41,565	
				95,115	
	BRYAN MASSEY	DEPARTMENT CHAIR/PROFESSOR	610200	53,550	
	GAYLE SEYMOUR	ASSOCIATE DEAN/PROFESSOR	610200	56,100	112,200
	WILLIAM MEADOR	ASSOCIATE PROFESSOR	610200	71,038	
				180,688	
	JEFFRY YOUNG	PROFESSOR	610300	88,982	
	DONNA PINCKLEY	PROFESSOR	610300	67,476	
	JENNIFER ROSPERT	ASSOCIATE PROFESSOR	610300	59,687	
	SANDRA LUCKETT	ASSOCIATE PROFESSOR	610300	59,045	
	ELIZABETH SMITH	ASSOCIATE PROFESSOR	610300	63,221	
	RAY OGAR	ASSOCIATE PROFESSOR	610300	60,145	
	HOLLY LAWS	ASSOCIATE PROFESSOR	610300	59,712	
	DANIELLE BARRON	ASSISTANT PROFESSOR	610300	56,100	
	TRINA HARLOW	ASSISTANT PROFESSOR	610300	53,040	
	LESLIE MACKLIN RICE	ASSISTANT PROFESSOR/FOUNDATIONS COORDINATOR	610300	53,000	
	JESSIE HORNBROOK	ASSISTANT PROFESSOR	610300	54,742	
	PETER BELLA	ASSISTANT PROFESSOR	610300	51,510	
	JENNIFER WHITEHEAD	CLINICAL INSTRUCTOR I	610300	56,761	
	MICHELLE GOCKE WYRE	CLINICAL INSTRUCTOR	610300	51,000	
	BRIAN YOUNG	LECTURER I/DIRECTOR BAUM GALLERY	610300	13,855	
				848,276	

			ACCT CODE	DEPT SALARY	TOTAL SALARY
EXECUTIVE VP & PROVOST	SUZANNE BENNETT	HE INST PROGRAM COORDINATOR	630100	37,452	
	ROBBY BURTON	HE INST PROGRAM COORDINATOR	630100	37,452	
	TENA MANESS	ADMINISTRATIVE SPECIALIST II	630100	24,480	
				<hr/>	99,384
	SUZANNE BENNETT	CAREER SERVICE	630120	1,000	
	ROBBY BURTON	CAREER SERVICE	630120	1,000	
				<hr/>	2,000
			<b>Total</b>	1,225,463	
<b><u>FILM, THEATRE, &amp; CREATIVE WRITING</u></b>					
	SHAUNA MEADOR	DEPARTMENT CHAIR/ASSOCIATE PROFESSOR	620100	46,920	
	MELISSA ANN PEARSON	THEATRE BUSINESS MANAGER	620100	37,817	
	BRUCE MILES	PROJECT/PROGRAM SPECIALIST	620100	35,692	
	JAMIE BRAY	TECHNICAL DIRECTOR/PRODUCTION MANAGER/LECTURER	620100	27,449	
	ERIKO TERAQ	COSTUME SHOP MANAGER/LECTURER I	620100	21,420	
				<hr/>	169,298
	MELISSA ANN PEARSON	CAREER SERVICE	620120	800	
	BRUCE MILES	CAREER SERVICE	620120	800	
				<hr/>	1,600
	SHAUNA MEADOR	DEPARTMENT CHAIR/ASSOCIATE PROFESSOR	610200	46,920	
	MICHAEL GUNTER	ASSOCIATE PROFESSOR	610200	70,212	
	JAMIE BRAY	TECHNICAL DIRECTOR/PRODUCTION MANAGER/LECTURER	610200	27,448	
	ERIKO TERAQ	COSTUME SHOP MANAGER/LECTURER I	610200	21,420	
				<hr/>	166,000
	JOHN VANDERSLICE	PROFESSOR	610300	69,277	
	BRUCE HUTCHINSON	PROFESSOR	610300	73,227	
	STEPHANIE VANDERSLICE	PROFESSOR	610300	70,637	
	CHRISTOPHER FRITZGES	ASSOCIATE PROFESSOR	610300	59,752	
	KEVIN BROWNE	ASSOCIATE PROFESSOR	610300	59,730	
	MARK SPITZER	ASSOCIATE PROFESSOR	610300	59,529	
	JOHN GALE	ASSOCIATE PROFESSOR	610300	109,884	
	SANDRA LONGHORN	ASSOCIATE PROFESSOR	610300	58,893	
	TANIA BARRENECHEA BARREDA	ASSISTANT PROFESSOR	610300	54,060	
	JENNIFER CASE	ASSISTANT PROFESSOR	610300	56,763	
	EMILY RAILSBACK	ASSISTANT PROFESSOR	610300	53,000	
	KEITH CORSON	ASSISTANT PROFESSOR	610300	54,601	
	CHRIS CHURCHILL	ASSISTANT PROFESSOR	610300	54,060	
	SHELLY CONNER	ASSISTANT PROFESSOR	610300	51,510	
	VACANT	LECTURER II	610300	45,741	
				<hr/>	930,664
	TYLER BUCHANAN	ADMINISTRATIVE SPECIALIST III	630100	25,268	
			<b>Total</b>	1,292,830	
<b><u>CHANNEL 6</u></b>					
	JOHN WALLS	CHANNEL 6 DIRECTOR	620100	41,330	
	JOHN WALLS	CAREER SERVICE	620120	1,000	
			<b>Total</b>	42,330	

		ACCT CODE	DEPT SALARY	TOTAL SALARY
EXECUTIVE VP & PROVOST	<u>MUSIC</u>			
	STEPHEN PLATE	620100	56,100	
	VACANT	620100	65,000	
				121,100
	STEPHEN PLATE	610200	56,100	
	ROBERT HOLDEN	610300	66,481	
	LINDA HSU	610300	66,033	
	NEIL RUTMAN	610300	81,120	
	LESLIE ROSE	610300	64,708	
	CAROLYN BROWN	610300	68,251	
	KELLY JOHNSON	610300	64,475	
	PAUL DICKINSON	610300	68,852	
	LORRAINE DUSO-KITTS	610300	63,287	
	STEPHEN FELDMAN	610300	64,221	
	BLAKE TYSON	610300	67,802	
	BRENT SHIRES	610300	55,626	
	STEFANIE DICKINSON	610300	56,001	
	GAIL ROBERTSON	610300	56,363	
	ISRAEL GETZOV	610300	59,235	
	JANE DAHLENBURG	610300	58,074	
	CHARLES AHLHORN	610300	51,000	
	JUSTIN COOK	610300	51,237	
	LOUIS YOUNG	610300	56,111	
	JENNIFER HAWKINSON	610300	50,652	
	STEPHEN MARTIN	610300	51,000	
	MATTHEW TAYLOR	610300	51,510	
	KEVIN COKER	610300	56,100	
	CHRISTA KUEBEL	610300	51,510	
	BRANTLEY DOUGLAS	610300	62,264	
	CHRISTINE FRANKLIN	610300	44,440	
	VACANT	610300	45,450	
	KAZUO MURAKAMI	610300	47,212	
	TERRIE SHIRES	610300	41,826	
	CARRIE MARTENS	610300	42,753	
	NEW POSITION	610300	55,000	
				1,718,594
	MELODY HENRIE	630100	29,251	
	COLE CAVANAH	630100	28,000	
				57,251
		<b>Total</b>		1,953,045
	<u>SCHOOL OF COMMUNICATION</u>			
	DONNA STEPHENS	620100	48,450	
	DONNA STEPHENS	610200	48,450	
	NELLE RUNGE	610300	70,513	
	SCOTT PAYNE	610300	73,342	
	KYLE MATTSON	610300	59,633	
	CAREY CLARK	610300	66,429	
	JENNIFER TALBOT	610300	59,742	
	RIVA BROWN	610300	61,823	
	PAULETTE WALTER	610300	58,650	

			ACCT CODE	DEPT SALARY	TOTAL SALARY
<b>EXECUTIVE VP &amp; PROVOST</b>	JEREMY MCINTYRE	ASSOCIATE PROFESSOR	610300	59,703	
	RACHEL DORTIN	ASSISTANT PROFESSOR	610300	53,040	
	CRISTINE BUSSE	ASSISTANT PROFESSOR	610300	53,570	
	CHRISTOPHER ROLAND	ASSISTANT PROFESSOR	610300	51,000	
	DYLAN MCLEMORE	ASSISTANT PROFESSOR	610300	54,374	
	ADRIAN GARDNER	SENIOR LECTURER	610300	48,123	
	LANETTE GRATE	SENIOR LECTURER	610300	50,212	
	LISA MONGNO	SENIOR LECTURER	610300	49,237	
	SOPHIE DIX	SENIOR LECTURER	610300	49,987	
	TAMI PHILLIPS	LECTURER I	610300	41,826	
	ROBERT MORITZ	LECTURER I	610300	41,208	
	MICHAEL HADDIGAN	LECTURER I	610300	41,208	
	LAURENCE DILDAY	LECTURER I	610300	41,826	
	CORAKEITA ALLEN	LECTURER II	610300	44,840	
	DAVID KEITH	LECTURER II	610300	45,995	
	KATHERINE BRAY	LECTURER II	610300	44,402	
	LAURA NISWONGER	LECTURER II/COORDINATOR OF FIRST YEAR WRITING	610300	49,833	
	STACI FRITZGES	LECTURER II	610300	44,440	
	STEVEN LANCE	LECTURER II	610300	47,478	
				<u>1,362,434</u>	
	BRENDA HERRING	ADMINISTRATIVE SPECIALIST III	630100	26,268	
	VACANT	ADMINISTRATIVE SPECIALIST II	630100	<u>23,412</u>	
				49,680	
	BRENDA HERRING	CAREER SERVICE	630120	1,500	
			<b>Total</b>	1,510,514	
<b><u>REYNOLDS PERFORMANCE HALL</u></b>					
	AMANDA HORTON	DIRECTOR OF APPEARANCES	620100	79,111	
	WENDY SPARKS	DIRECTOR OF MARKETING & FINANCE	620100	46,359	
	SAMUEL ARNIM	TECHNICAL DIRECTOR	620100	<u>41,208</u>	
				166,678	
	AMANDA HORTON	CAREER SERVICE	620120	800	
	ROBERT WARNER	ASSISTANT TECHNICAL DIRECTOR	630100	31,327	
	JOSHUA MILLER	BOX OFFICE MANAGER	630100	32,966	
	KIMBERLY PARNELL	STAGE/CREW COORDINATOR	630100	31,968	
	ELIZABETH VERNON	PUBLIC INFORMATION SPECIALIST	630100	<u>39,196</u>	
				135,457	
	ELIZABETH VERNON	CAREER SERVICE	630120	1,500	
			<b>Total</b>	304,435	
<b><u>ENGLISH</u></b>					
	TY HAWKINS	DEPARTMENT CHAIR/ASSOCIATE PROFESSOR	620100	45,900	
	TY HAWKINS	DEPARTMENT CHAIR/ASSOCIATE PROFESSOR	610200	45,900	
	MARY MAROTTE	PROFESSOR	610300	67,417	
	PAIGE REYNOLDS	PROFESSOR	610300	68,323	
	RAYMOND JEAN FRONTAIN (PHASED RETIREMENT)	PROFESSOR	610300	38,805	
	VACANT	PROFESSOR	610300	74,868	
	JAMES FOWLER (PHASED RETIREMENT)	PROFESSOR	610300	37,115	

			ACCT CODE	DEPT SALARY	TOTAL SALARY
EXECUTIVE VP & PROVOST	MELISSA SMITH	ASSOCIATE PROFESSOR	610300	62,354	
	BI-LING CHEN	ASSOCIATE PROFESSOR	610300	61,961	
	GLENN JELLENIK	ASSOCIATE PROFESSOR	610300	59,500	
	SONYA FRITZ	ASSOCIATE PROFESSOR	610300	62,528	
	LORI LEAVELL	ASSOCIATE PROFESSOR	610300	61,610	
	DWAYNE COLEMAN	ASSOCIATE PROFESSOR	610300	62,440	
	KATHERINE WILLIS	ASSISTANT PROFESSOR	610300	56,528	
				713,449	
	MELISSA EUBANKS	ADMINISTRATIVE SPECIALIST II	630100	23,880	
			<b>Total</b>	829,129	
<b><u>HISTORY</u></b>					
	WENDY LUCAS	DEPARTMENT CHAIR/PROFESSOR	620100	51,837	
	WENDY LUCAS	DEPARTMENT CHAIR/PROFESSOR	610200	51,836	
	CHRIS CRAUN	ASSISTANT PROFESSOR/ACADEMIC DIRECTOR	610200	35,753	71,506
				87,589	
	VACANT	PROFESSOR	610300	87,190	
	DAVID WELKY	PROFESSOR	610300	73,193	
	MICHAEL KITHINJI	ASSOCIATE PROFESSOR	610300	62,356	
	SONIA TOUDJI	ASSOCIATE PROFESSOR	610300	61,541	
	MICHAEL ROSENOW	ASSOCIATE PROFESSOR	610300	63,185	
	DON JONES	ASSOCIATE PROFESSOR	610300	74,630	
	STORY MATKIN-RAWN	ASSOCIATE PROFESSOR	610300	61,920	
	VAUGHN SCRIBNER	ASSOCIATE PROFESSOR	610300	60,608	
	DAVID O'HARA	ASSOCIATE PROFESSOR	610300	63,847	
	ROGER PAULY	ASSOCIATE PROFESSOR	610300	64,138	
	ZACHARY SMITH	ASSISTANT PROFESSOR	610300	56,528	
	JAJUAN MAEFIELD	ASSISTANT PROFESSOR	610300	54,000	
	HILLARY ANDERSON	ASSISTANT PROFESSOR	610300	54,601	
	BUCKLEY FOSTER	LECTURER II	610300	52,321	
	KIMBERLY LITTLE	LECTURER II	610300	56,316	
				946,374	
	JUDY HUFF	ADMINISTRATIVE SPECIALIST III	630100	29,025	
	JUDY HUFF	CAREER SERVICE	630120	1,500	
			<b>Total</b>	1,116,325	
<b><u>PHILOSOPHY &amp; RELIGION</u></b>					
	TAINÉ DUNCAN	DEPARTMENT CHAIR/ASSOCIATE PROFESSOR	620100	45,329	
	TAINÉ DUNCAN	DEPARTMENT CHAIR/ASSOCIATE PROFESSOR	610200	45,329	
	JESSE BUTLER	PROFESSOR	610300	69,102	
	CLAYTON CROCKETT	PROFESSOR	610300	70,160	
	NICHOLAS BRASOVAN	ASSOCIATE PROFESSOR	610300	61,393	
	JAMES DEITRICK	ASSOCIATE PROFESSOR	610300	65,991	
	BENJAMIN RIDER	ASSOCIATE PROFESSOR	610300	63,146	
	SHARON MASON	ASSISTANT PROFESSOR	610300	55,420	
	GARY THIER	LECTURER I	610300	49,965	
	PHILLIP SPIVEY	SENIOR LECTURER	610300	54,179	
				489,356	

EXECUTIVE VP & PROVOST			ACCT CODE	DEPT SALARY	TOTAL SALARY
			630100	23,412	
	TIERRA EASTERWOOD	ADMINISTRATIVE SPECIALIST II			
			<b>Total</b>	603,426	
	<b><u>POLITICAL SCIENCE</u></b>				
	CLAY ARNOLD	DEPARTMENT CHAIR/PROFESSOR	620100	51,416	
	CLAY ARNOLD	DEPARTMENT CHAIR/PROFESSOR	610200	51,416	
	JOHN PASSE SMITH	PROFESSOR	610300	74,145	
	MARK MULLENBACH	ASSOCIATE PROFESSOR	610300	64,923	
	KIM HOFFMAN	ASSOCIATE PROFESSOR	610300	66,566	
	MARY SULLIVAN	ASSOCIATE PROFESSOR	610300	61,741	
	JOSEPH HOWARD	ASSOCIATE PROFESSOR	610300	61,768	
	GIZACHEW TIRUNEH	ASSOCIATE PROFESSOR	610300	61,933	
	KISHA HARDWICK	ASSISTANT PROFESSOR	610300	54,601	
	HEATHER YATES	ASSISTANT PROFESSOR	610300	56,361	
	BAILEY FAIRBANKS	INSTRUCTOR	610300	53,040	
	MARK ELROD	LECTURER I	610300	44,299	
				599,377	
	LINDA TAYLOR	ADMINISTRATIVE SPECIALIST II	630100	24,581	
	LINDA TAYLOR	CAREER SERVICE	630120	800	
			<b>Total</b>	727,590	
	<b><u>SOCIOLOGY, CRIMINOLOGY, &amp; ANTHROPOLOGY</u></b>				
	ED POWERS	DEPARTMENT CHAIR/ASSOCIATE PROFESSOR	620100	48,257	
	ED POWERS	DEPARTMENT CHAIR/ASSOCIATE PROFESSOR	610200	48,257	
	JANET WILSON	PROFESSOR	610300	84,439	
	JOHN TOTH	ASSOCIATE PROFESSOR	610300	74,660	
	RIFAT AKHTER	ASSOCIATE PROFESSOR	610300	62,150	
	DOUGLAS GEORGE	ASSOCIATE PROFESSOR	610300	62,766	
	SHERRY SKAGGS	ASSOCIATE PROFESSOR	610300	60,619	
	SUSAN RICH	ASSOCIATE PROFESSOR	610300	62,066	
	DUNCAN MCKINNON	ASSISTANT PROFESSOR	610300	56,873	
	MATTHEW MOORE	ASSISTANT PROFESSOR	610300	55,838	
	ERIC BOWNE	ASSISTANT PROFESSOR	610300	55,420	
	STACY LOM	ASSISTANT PROFESSOR	610300	56,016	
	DESMOND JONES	LECTURER I	610300	42,630	
				673,477	
	MARY CRAWFORD	ADMINISTRATIVE SPECIALIST II	630100	25,074	
	MARY CRAWFORD	CAREER SERVICE	630120	1,000	
			<b>Total</b>	796,065	
	<b><u>LANGUAGES, LINGUISTICS, LITERATURES, AND CULTURES</u></b>				
	GUO-OU ZHUANG	DIRECTOR OF CONFUCIUS INSTITUTE/ASSOCIATE PROFESSOR	620100	41,634	
	GUO-OU ZHUANG	DIRECTOR OF CONFUCIUS INSTITUTE/ASSOCIATE PROFESSOR	610200	41,633	



			ACCT CODE	DEPT SALARY	TOTAL SALARY
<b>EXECUTIVE VP &amp; PROVOST</b>	JOHN PARRACK	PROFESSOR	610300	70,931	
	LYNN BURLEY	PROFESSOR	610300	69,703	
	JENNIFER PARRACK	ASSOCIATE PROFESSOR	610300	65,184	
	RAMON ESCAMILLA	ASSOCIATE PROFESSOR	610300	61,222	
	JIA ZHU	ASSOCIATE PROFESSOR	610300	61,398	
	KATELYN KNOX	ASSOCIATE PROFESSOR	610300	62,318	
	ALANA REID	ASSOCIATE PROFESSOR	610300	62,248	
	TRAVIS SORENSON	ASSOCIATE PROFESSOR	610300	63,517	
	HORST LANGE	ASSOCIATE PROFESSOR	610300	65,217	
	KRISTIN OKOLI	ASSISTANT PROFESSOR	610300	55,420	
	ALEJANDRO GONZALEZ	ASSISTANT PROFESSOR	610300	55,420	
	SUZANNE JOHNSTON	ASSISTANT PROFESSOR	610300	54,601	
	COURTNEY BEARD	LECTURER II	610300	48,871	
				<hr/>	
				796,050	
	ELIZABETH TAYLOR-MCMULLEN	ADMINISTRATIVE SPECIALIST III	630100	26,268	
			<b>Total</b>	905,585	
	<b><u>INTENSIVE ENGLISH</u></b>				
	MAYRA FLOWERS	DIRECTOR OF INTENSIVE ENGLISH PROGRAM/LECTURER II	620100	32,377	
	MAYRA FLOWERS	DIRECTOR OF INTENSIVE ENGLISH PROGRAM/LECTURER II	610200	32,377	
	CHERYL STREIFF-VENA	SENIOR LECTURER	610300	51,467	
	VACANT	SENIOR LECTURER	610300	54,068	
	LISA MOMMSEN	LECTURER II	610300	46,835	
	AMANDA BRUCE	LECTURER I	610300	42,663	
				<hr/>	
				195,033	
			<b>Total</b>	259,787	
	<b><u>DEAN/HEALTH &amp; BEHAVIORAL SCIENCES</u></b>				
	NANCY REESE	ACADEMIC DEAN/PROFESSOR	620100	171,360	
	JACQUELINE RAINEY	ASSOCIATE DEAN/PROFESSOR	620100	54,612	109,223
	BRANDI KEITH	DIRECTOR OF CLINICAL OPERATIONS	620100	85,000	
	VACANT	SENIOR DIRECTOR OF DEVELOPMENT	620100	6,808	70,000
				<hr/>	
				317,780	
	PAT POINDEXTER	ADMINISTRATIVE SPECIALIST III	630100	32,989	
	MORGAN GURKE	ADMINISTRATIVE SPECIALIST III	630100	25,773	
				<hr/>	
				58,762	
	PAT POINDEXTER	CAREER SERVICE	630120	1,500	
			<b>Total</b>	378,042	
	<b><u>DEPARTMENT OF NUTRITION &amp; FAMILY SCIENCES</u></b>				
	NINA ROOFE	DEPARTMENT CHAIR/ASSOCIATE PROFESSOR	620100	49,596	
	NINA ROOFE	DEPARTMENT CHAIR/ASSOCIATE PROFESSOR	610200	49,595	
	JERRY MAYO	ASSOCIATE PROFESSOR	610300	65,165	
	ALICIA LANDRY	ASSOCIATE PROFESSOR	610300	64,341	
	RACHEL SCHICHTL	ASSISTANT PROFESSOR	610300	56,661	
	KIMBERLEY SARTAIN	ASSISTANT PROFESSOR	610300	56,100	
	KATHRYN CARROLL	ASSISTANT PROFESSOR	610300	56,661	

			ACCT CODE	DEPT SALARY	TOTAL SALARY
EXECUTIVE VP & PROVOST	REBEKAH LUONG	CLINICAL INSTRUCTOR I	610300	48,419	
	KHANDRA FAULKNER	CLINICAL INSTRUCTOR I	610300	47,940	
	LAURA MEEK	CLINICAL INSTRUCTOR I	610300	48,419	
	NEW POSITION	ASSISTANT PROFESSOR	610300	56,000	
	NEW POSITION	CLINICAL INSTRUCTOR I	610300	47,000	
				<u>546,706</u>	
	RACHEL BISHOP	ADMINISTRATIVE SPECIALIST II	630100	23,412	
			<b>Total</b>	669,309	
<b><u>HEALTH SCIENCES</u></b>					
	VACANT	DEPARTMENT CHAIR/PROFESSOR	620100	51,873	
	VACANT	DEPARTMENT CHAIR/PROFESSOR	610200	51,873	
	JACQUELINE RAINEY	PROFESSOR/ASSOCIATE DEAN	610200	54,611	109,223
				<u>106,484</u>	
	BETTY HUBBARD	PROFESSOR	610300	79,612	
	DENISE DEMERS	ASSOCIATE PROFESSOR	610300	60,364	
	HEATHER HUDSON	ASSOCIATE PROFESSOR	610300	61,911	
	DUSTON MORRIS	ASSOCIATE PROFESSOR	610300	62,517	
	ANITA SEGO	ASSISTANT PROFESSOR	610300	53,120	
	STEPHANIE ROSE	ASSISTANT PROFESSOR	610300	52,540	
	DEEDRA SMITH	CLINICAL INSTRUCTOR I	610300	47,777	
	LISA RAY	CLINICAL INSTRUCTOR II	610300	49,436	
	CARLA GILBREATH	CLINICAL INSTRUCTOR II	610300	51,053	
	CYNTHIA SHELTON	CLINICAL INSTRUCTOR I	610300	48,378	
	KRISTY JAMERSON	CLINICAL INSTRUCTOR I	610300	45,937	
				<u>612,645</u>	
	SHARON VANCE	ADMINISTRATIVE SPECIALIST II	630100	23,880	
	LINDSAY CARRUTH	ADMINISTRATIVE SPECIALIST II	630100	23,880	
				<u>47,760</u>	
			<b>Total</b>	818,762	
<b><u>EXERCISE &amp; SPORT SCIENCE</u></b>					
	STEVEN TUCKER	DEPARTMENT CHAIR/PROFESSOR	620100	53,859	
	STEVEN TUCKER	DEPARTMENT CHAIR/PROFESSOR	610200	53,859	
	CHARLES HERVEY	CLINICAL INSTRUCTOR I	610200	71,497	
	DAVID STRICKLAND	CLINICAL INSTRUCTOR II/ATHLETIC TRAINER	610200	64,056	
	KACI GRIFFIN	CLINICAL INSTRUCTOR I	610200	58,417	
				<u>247,829</u>	
	MICHAEL GALLAGHER	ASSOCIATE PROFESSOR	610300	65,177	
	ADAM BRUENGER	ASSOCIATE PROFESSOR	610300	67,295	
	WILL HEDDERSON	ASSISTANT PROFESSOR	610300	55,631	
	THOMAS LOWDER	ASSISTANT PROFESSOR	610300	57,511	
	ZACK DAMON	ASSISTANT PROFESSOR	610300	56,450	
	HYUNG LEE	ASSISTANT PROFESSOR	610300	58,176	
	ELIZABETH ELDRIDGE SESSUM	CLINICAL INSTRUCTOR I	610300	51,570	
	ELLEN EPPING	CLINICAL INSTRUCTOR II	610300	72,127	
	AARON SMITH	CLINICAL INSTRUCTOR I/ATHLETIC TRAINER	610300	53,549	
	SEAN ENGLE	CLINICAL INSTRUCTOR I	610300	47,055	
	NEW POSITION	CLINICAL INSTRUCTOR I	610300	52,000	

			ACCT CODE	DEPT SALARY	TOTAL SALARY
EXECUTIVE VP & PROVOST	NEW POSITION	CLINICAL INSTRUCTOR I	610300	50,000	
	CHRISTOPHER RODRIGUEZ	CLINICAL INSTRUCTOR/ATHLETIC TRAINER	610300	51,000	
	KIMBERLY ESKOLA	SENIOR CLINICAL INSTRUCTOR	610300	53,999	
				<hr/>	791,540
	ASHLEY RIBA	ADMINISTRATIVE SPECIALIST II	630100	23,880	
	WHITNEY ARNOLD	ADMINISTRATIVE SPECIALIST II	630100	23,880	
				<hr/>	47,760
		<b>Total</b>		1,140,988	
<u>SCHOOL OF NURSING</u>					
	SUSAN GATTO	DEPARTMENT CHAIR/PROFESSOR	620100	60,400	
	SARAH LUYET	SIMULATION CENTER TECHNICIAN	620100	37,087	
				<hr/>	97,487
	SUSAN GATTO	DEPARTMENT CHAIR/PROFESSOR	610200	60,399	
	PAMELA ASHCRAFT	PROFESSOR	610300	76,480	
	JULIE MEAUX	PROFESSOR	610300	80,623	
	LAURA GILLIS	ASSISTANT PROFESSOR	610300	65,418	
	SANDRA NADELSON	ASSISTANT PROFESSOR	610300	65,418	
	PENNY DODSON	ASSISTANT PROFESSOR	610300	64,770	
	STACY HARRIS	ASSISTANT PROFESSOR	610300	69,013	
	HOLLY LANGSTER	ASSISTANT PROFESSOR	610300	64,770	
	VACANT	ASSISTANT PROFESSOR	610300	64,135	
	KEITHA GRIFFITH	ASSISTANT PROFESSOR	610300	66,660	
	LAURA HALL	ASSISTANT PROFESSOR	610300	67,706	
	KERRY JORDAN	ASSISTANT PROFESSOR	610300	68,627	
	JACOB BAKER	SIMULATION MANAGER/CLINICAL INSTRUCTOR I	610300	64,903	
	ALLISON TUCKER	CLINICAL INSTRUCTOR I	610300	58,206	
	ANDREA TAYLOR-GARZA	CLINICAL INSTRUCTOR I	610300	58,140	
	ELIZABETH GARTMAN	CLINICAL INSTRUCTOR I	610300	58,206	
	KELLY QUINN	CLINICAL INSTRUCTOR I	610300	59,603	
	JANET FLETCHER	CLINICAL INSTRUCTOR I	610300	58,140	
	TRACI ELLIFF	CLINICAL INSTRUCTOR I	610300	61,532	
	REBECCA GRAY	CLINICAL INSTRUCTOR I	610300	58,206	
	ERIN GARRETT	CLINICAL INSTRUCTOR I	610300	59,079	
	LESLIE BLACKWELL	CLINICAL INSTRUCTOR I	610300	57,630	
	AMANDA BEAVER	CLINICAL INSTRUCTOR I	610300	59,079	
	BRANDIS WHEAT	CLINICAL INSTRUCTOR I	610300	58,140	
	EMILY WARD	CLINICAL INSTRUCTOR I	610300	58,206	
	MYRA GRANTHAM	CLINICAL INSTRUCTOR II	610300	62,285	
				<hr/>	1,584,975
	VACANT	EDUCATION COUNSELOR	630100	38,112	
	AMANDA ABRAMOVITZ	EDUCATION COUNSELOR	630100	40,290	
	JESSICA BURKS	EDUCATION COUNSELOR	630100	37,734	
	CANDICE ASHCRAFT	ADMINISTRATIVE SPECIALIST III	630100	26,031	
	TREASIA BLACK	ADMINISTRATIVE SPECIALIST II	630100	23,880	
				<hr/>	166,047
		<b>Total</b>		1,908,908	

			ACCT CODE	DEPT SALARY	TOTAL SALARY
EXECUTIVE VP & PROVOST	<u>OCCUPATIONAL THERAPY</u>				
	TINA MANKEY	DEPARTMENT CHAIR/PROFESSOR	620100	57,120	
	TINA MANKEY	DEPARTMENT CHAIR/PROFESSOR	610200	57,120	
	LORRIE GEORGE-PASCHAL	PROFESSOR	610300	79,554	
	CATHERINE ACRE	ASSISTANT PROFESSOR	610300	71,400	
	DEBORAH GANGLUFF	ASSISTANT PROFESSOR	610300	71,400	
	DANA GONZALES	ASSISTANT PROFESSOR	610300	68,000	
	JANUARY SCHULTZ	ASSISTANT PROFESSOR	610300	66,300	
	KELLY HARTWICK	CLINICAL INSTRUCTOR I	610300	61,200	
	BRITTANY SAVIERS	CLINICAL INSTRUCTOR I	610300	61,694	
	CHRISTOPHER RYAN	CLINICAL INSTRUCTOR I	610300	63,240	
	BRANDY PATE	CLINICAL INSTRUCTOR I	610300	62,220	
	LYNNE HOLLOWAY	CLINICAL INSTRUCTOR I	610300	62,220	
				<u>667,228</u>	
	HENRY SMILEY	EDUCATION COUNSELOR	630100	36,265	
	MEGAN ORTON	ADMINISTRATIVE SPECIALIST III	630100	26,268	
				<u>62,533</u>	
			<b>Total</b>	844,001	
	<u>PHYSICAL THERAPY</u>				
	VACANT	DEPARTMENT CHAIR/PROFESSOR	620100	63,889	
	VACANT	DEPARTMENT CHAIR/PROFESSOR	610200	63,889	
	STACEY STEPHENS	CLINICAL INSTRUCTOR II	610200	63,085	
	MELISSA BOOTH	SENIOR CLINICAL INSTRUCTOR/DIRECTOR OF CLINICAL EDUCATION	610200	83,725	
				<u>210,699</u>	
	JAMES FLETCHER	PROFESSOR	610300	93,448	
	CHARLOTTE YATES	PROFESSOR	610300	90,980	
	WILLIAM BANDY	PROFESSOR	610300	102,332	
	STEVEN FORBUSH	ASSOCIATE PROFESSOR	610300	85,089	
	MARK GARRISON	ASSOCIATE PROFESSOR	610300	85,517	
	MARGARET MCGEE	ASSOCIATE PROFESSOR	610300	85,247	
	JAMES TAYLOR	ASSOCIATE PROFESSOR	610300	84,660	
	MELISSA ALLEN	ASSISTANT PROFESSOR	610300	77,520	
	LEAH LOWE	ASSISTANT PROFESSOR	610300	79,992	
	TWALA MARESH	SENIOR CLINICAL INSTRUCTOR	610300	76,555	
	LORA MIZE	CLINICAL INSTRUCTOR I	610300	74,970	
	NEW POSITION	ASSISTANT PROFESSOR	610300	76,000	
				<u>1,012,310</u>	
	MICHAEL HAWKINSON	EDUCATION COUNSELOR	630100	37,734	
	PAMELA SALKELD	ADMINISTRATIVE SPECIALIST II	630100	31,241	
	NANCY BOND	ADMINISTRATIVE SPECIALIST II	630100	25,074	
	CATHRYN SWARTZWELDER	ADMINISTRATIVE SPECIALIST II	630100	23,880	
				<u>117,929</u>	
	PAMELA SALKELD	CAREER SERVICE	630120	1,500	
	NANCY BOND	CAREER SERVICE	630120	800	
	CATHRYN SWARTZWELDER	CAREER SERVICE	630120	800	
				<u>3,100</u>	
			<b>Total</b>	1,407,927	

			ACCT CODE	DEPT SALARY	TOTAL SALARY
EXECUTIVE VP & PROVOST	<u>PSYCHOLOGY/COUNSELING</u>				
	ART GILLASPY	DEPARTMENT CHAIR/PROFESSOR	620100	58,411	
	ART GILLASPY	DEPARTMENT CHAIR/PROFESSOR	610200	58,411	
	DONG XIE	PROFESSOR	610300	68,191	
	FEMINA VARGHESE	PROFESSOR	610300	68,597	
	KENITH SOBEL	PROFESSOR	610300	70,071	
	JOHN MURPHY	PROFESSOR	610300	87,990	
	WILLIAM LAMMERS	PROFESSOR	610300	75,996	
	JOAN SIMON	PROFESSOR	610300	70,993	
	RONALD BRAMLETT	PROFESSOR	610300	77,170	
	SHAWN CHARLTON	PROFESSOR	610300	68,173	
	ELSON BIHM	PROFESSOR	610300	75,141	
	ROBERT ROWELL	ASSOCIATE PROFESSOR	610300	68,587	
	HEATHER MARTENS	ASSOCIATE PROFESSOR	610300	63,521	
	BRIAN BOLTER	ASSOCIATE PROFESSOR	610300	92,484	
	VACANT	ASSOCIATE PROFESSOR	610300	68,220	
	MOLLIE PRICE-BLACKSHEAR	ASSISTANT PROFESSOR	610300	55,590	
	DARSHON REED	ASSISTANT PROFESSOR	610300	58,768	
	ANNA PARK	ASSISTANT PROFESSOR	610300	55,631	
	MARC SESTIR	ASSISTANT PROFESSOR	610300	57,627	
	CHRISTINA JEFFREY	ASSISTANT PROFESSOR	610300	56,100	
	SHANNON RIEDMUELLER	CLINICAL INSTRUCTOR I	610300	44,244	
	VEDA CHARLTON	CLINICAL INSTRUCTOR II	610300	47,223	
				<u>1,330,317</u>	
	KIMBERLEY NEWMAN	ADMINISTRATIVE SPECIALIST III	630100	27,581	
	KAITLYN TOWNSEND-GRAY	ADMINISTRATIVE SPECIALIST II	630100	23,880	
				<u>51,461</u>	
	KIMBERLEY NEWMAN	CAREER SERVICE	630120	800	
			<b>Total</b>	<b>1,499,400</b>	
<u>DEPARTMENT OF COMMUNICATION SCIENCE &amp; DISORDERS</u>					
	DEE LANCE	DEPARTMENT CHAIR/PROFESSOR	620100	57,087	
	DEE LANCE	DEPARTMENT CHAIR/PROFESSOR	610200	57,087	
	CANDICE ROBINSON	CSD CLINICAL DIRECTOR/CLINICAL INSTRUCTOR II	610200	86,700	
				<u>143,787</u>	
	SUNJUNG THAO	ASSOCIATE PROFESSOR	610300	70,302	
	BRENT GREGG	ASSOCIATE PROFESSOR	610300	71,656	
	TOWINO PARAMBY	ASSOCIATE PROFESSOR	610300	67,637	
	SANTHOSH SIMON	ASSISTANT PROFESSOR	610300	70,000	
	MAYSOON BILLER	ASSISTANT PROFESSOR	610300	61,812	
	ELIZABETH CLEVELAND	INSTRUCTOR	610300	67,320	
	NATALIE BENAFIELD	CLINICAL INSTRUCTOR II	610300	74,235	
	LORI DIAL	CLINICAL INSTRUCTOR II	610300	61,200	
	BONNIE SUTTON	CLINICAL INSTRUCTOR I	610300	59,752	
	RICHELLE WEESE	CLINICAL INSTRUCTOR I	610300	64,259	
				<u>668,173</u>	

EXECUTIVE VP & PROVOST				ACCT	DEPT	TOTAL
				CODE	SALARY	SALARY
	PATRICIA PUCKETT	ADMINISTRATIVE SPECIALIST III		630100	28,455	
	AMANDA REHM	ADMINISTRATIVE SPECIALIST II		630100	23,412	
					51,867	
			<b>Total</b>		920,914	
<b><u>MILITARY SCIENCE</u></b>						
	JENNIFER ANDERSON	ADMINISTRATIVE SPECIALIST II		630100	23,880	
	JENNIFER ANDERSON	CAREER SERVICE		630120	800	
			<b>Total</b>		24,680	
<b><u>DEAN/NATURAL SCIENCE &amp; MATH</u></b>						
	STEPHEN ADDISON	ACADEMIC DEAN/PROFESSOR		620100	168,439	
	GIANETTA ADAMS	ASSOCIATE DEAN/PROFESSOR		620100	52,464	104,927
	MATHILDA HATFIELD	DIRECTOR OF DEVELOPMENT		620100	26,656	58,650
					247,559	
	MATHILDA HATFIELD	CAREER SERVICE		620120	545	1,200
	JOHN BLACK	INFORMATION SYSTEMS ANALYST		630100	41,589	
	DAYNA BILDERBACK	ADMINISTRATIVE SPECIALIST III		630100	29,478	
					71,067	
	JOHN BLACK	CAREER SERVICE		630120	800	
	DAYNA BILDERBACK	CAREER SERVICE		630120	800	
					1,600	
		MATH & SCIENCE EDUCATION STIPEND		620115	10,625	
			<b>Total</b>		331,396	
<b><u>BIOLOGY</u></b>						
	BRENT HILL	DEPARTMENT CHAIR/PROFESSOR		620100	54,897	
	GIANETTA ADAMS	PROFESSOR/ASSOCIATE DEAN		610200	52,463	104,927
	BRENT HILL	DEPARTMENT CHAIR/PROFESSOR		610200	54,897	
					107,360	
	WILLIAM CASH	PROFESSOR		610300	86,298	
	STEVEN RUNGE	PROFESSOR		610300	130,328	
	DAVID DUSSOURD	PROFESSOR		610300	21,052	
	STEVEN ADAMS	PROFESSOR		610300	71,376	
	ARIJIT MUKHERJEE	ASSOCIATE PROFESSOR		610300	64,640	
	MATTHEW GIFFORD	ASSOCIATE PROFESSOR		610300	63,369	
	MARY MCDONALD	ASSOCIATE PROFESSOR		610300	68,561	
	MARK BLAND	ASSOCIATE PROFESSOR		610300	65,445	
	KARI NAYLOR	ASSOCIATE PROFESSOR		610300	62,848	
	MELINDA FARRIS	ASSOCIATE PROFESSOR		610300	62,251	
	RICHARD NOYES	ASSOCIATE PROFESSOR		610300	62,271	
	BENJAMIN ROWLEY	ASSOCIATE PROFESSOR		610300	62,111	
	JEFFERY PADBERG	ASSOCIATE PROFESSOR		610300	62,595	
	MICHAEL YODER	ASSISTANT PROFESSOR		610300	61,200	
	AMRITA PURI	ASSISTANT PROFESSOR		610300	62,739	
	HALVOR HALVORSON	ASSISTANT PROFESSOR		610300	60,180	
	BENJAMIN WAGGONER	ASSISTANT PROFESSOR		610300	60,390	

			ACCT CODE	DEPT SALARY	TOTAL SALARY
EXECUTIVE VP & PROVOST	ERIN WILEY	ASSISTANT PROFESSOR	610300	59,752	
	TAMARA HASELKORN	ASSISTANT PROFESSOR	610300	58,556	
	KRISTINE HICKS	LECTURER II	610300	51,364	
	KRISTA PEPPERS	LECTURER II	610300	57,044	
	ROGER WAINWRIGHT	LECTURER II	610300	51,260	
	STEVEN KARAFIT	LECTURER II	610300	53,751	
	ZAIDA GOMEZ-KRAMER	SENIOR LECTURER	610300	60,244	
	LAURIE WARREN	SENIOR LECTURER	610300	54,163	
	JERRY MIMMS	SENIOR LECTURER	610300	73,308	
	MICHAEL MARTIN	SENIOR LECTURER	610300	61,477	
	CANDICE THOMAS	LECTURER I	610300	47,953	
	KYLE HURLEY	LECTURER I	610300	44,299	
				<hr/>	1,800,825
	JENNIFER MCCUNE	EDUCATION COUNSELOR	630100	36,265	
	KATHERINE SMILEY	ADMINISTRATIVE SPECIALIST III	630100	31,022	
	JABIN MILLER	LABORATORY COORDINATOR	630100	26,311	
	SAMANTHA HEWETT	LABORATORY COORDINATOR	630100	25,540	
	KATHRYN SAUNDERS	ADMINISTRATIVE SPECIALIST II	630100	24,581	
				<hr/>	143,719
	JENNIFER MCCUNE	CAREER SERVICE	630120	800	
	KATHERINE SMILEY	CAREER SERVICE	630120	1,000	
	KATHRYN SAUNDERS	CAREER SERVICE	630120	800	
				<hr/>	2,600
<b>Total</b>					2,109,401
<b><u>CHEMISTRY &amp; BIOCHEMISTRY</u></b>					
PATRICK DESROCHERS	DEPARTMENT CHAIR/PROFESSOR	620100	53,345		
JAMIE FREEMAN	CHEMICAL HYGIENE OFFICER/LECTURER	620100	59,160		
			<hr/>	112,505	
PATRICK DESROCHERS	DEPARTMENT CHAIR/PROFESSOR	610200	53,344		
WILLIAM TAYLOR	PROFESSOR	610300	82,565		
MELISSA KELLEY	PROFESSOR	610300	71,340		
RICHARD TARKKA	PROFESSOR	610300	74,645		
ROBERT MAULDIN	PROFESSOR	610300	83,656		
LORI ISOM	PROFESSOR	610300	75,063		
KENNETH CARTER	ASSOCIATE PROFESSOR	610300	63,547		
LEI YANG	ASSOCIATE PROFESSOR	610300	61,951		
VICTORIA DUNLAP	ASSOCIATE PROFESSOR	610300	61,367		
KRISTEN DOOLEY	ASSOCIATE PROFESSOR	610300	62,359		
KERRY BARNETT	ASSISTANT PROFESSOR	610300	61,200		
AHMAD QAMAR	ASSISTANT PROFESSOR	610300	61,200		
GREGORY NAUMIEC	ASSISTANT PROFESSOR	610300	57,138		
MAKENZIE PROVORSE	ASSISTANT PROFESSOR	610300	58,721		
MARSHA MASSEY	ASSISTANT PROFESSOR	610300	57,691		
FAITH YARBERRY	LECTURER II	610300	51,478		
NEW POSITION	LECTURER I	610300	46,000		
			<hr/>	1,029,921	

			ACCT CODE	DEPT SALARY	TOTAL SALARY
EXECUTIVE VP & PROVOST	CHRISTOPHER EMMERLING	LABORATORY COORDINATOR	630100	26,817	
	SHERRY PURDY	ADMINISTRATIVE SPECIALIST II	630100	24,480	
				51,297	
			<b>Total</b>	1,247,067	
	<b><u>COMPUTER SCIENCE &amp; ENGINEERING</u></b>				
	MEHEMMED CELEBI	DEPARTMENT CHAIR/PROFESSOR	620100	66,399	
	MEHEMMED CELEBI	DEPARTMENT CHAIR/PROFESSOR	610200	66,399	
	VAMSI PARUCHURI	PROFESSOR	610300	91,740	
	CHENYI HU	PROFESSOR	610300	121,282	
	SINAN KOCKARA	PROFESSOR	610300	91,619	
	YU SUN	PROFESSOR	610300	97,121	
	BERNARD CHEN	PROFESSOR	610300	91,010	
	TANSEL HALIC	ASSOCIATE PROFESSOR	610300	86,064	
	ENES ERDIN	ASSISTANT PROFESSOR	610300	76,500	
	MD SHARIF ULLAH	ASSISTANT PROFESSOR	610300	75,000	
	AHMAD PATOOGHY	ASSISTANT PROFESSOR	610300	77,265	
	AHMAD ALSHARIF	ASSISTANT PROFESSOR	610300	77,255	
	OLCAY KURSUN	ASSISTANT PROFESSOR	610300	77,265	
	KAREN THESSING	SENIOR LECTURER	610300	64,978	
	MARK SMITH	SENIOR LECTURER	610300	62,459	
	MARK DODERER	LECTURER I	610300	51,000	
				1,140,558	
	JACOB CORKRAN	COMPUTER SYSTEMS ADMINISTRATOR	630100	43,412	
	DIANA WATKINS	ADMINISTRATIVE SPECIALIST III	630100	29,025	
				72,437	
	DIANA WATKINS	CAREER SERVICE	630120	1,500	
			<b>Total</b>	1,347,293	
	<b><u>MATHEMATICS</u></b>				
	RAMESH GARIMELLA	DEPARTMENT CHAIR/PROFESSOR	620100	58,451	
	RAMESH GARIMELLA	DEPARTMENT CHAIR/PROFESSOR	610200	58,451	
	DANIEL ARRIGO	PROFESSOR	610300	82,457	
	VACANT	PROFESSOR	610300	75,047	
	WEIJIU LIU	PROFESSOR	610300	69,583	
	JASON MARTIN	ASSOCIATE PROFESSOR	610300	71,955	
	LONG LE	ASSOCIATE PROFESSOR	610300	62,873	
	JAMES FETTERLY	ASSOCIATE PROFESSOR	610300	64,874	
	FRED HICKLING	ASSOCIATE PROFESSOR	610300	66,802	
	JEFFREY BEYERL	ASSOCIATE PROFESSOR	610300	63,414	
	WHITNEY WORLEY	ASSISTANT PROFESSOR	610300	57,681	
	NESRIN SAHIN	ASSISTANT PROFESSOR	610300	57,594	
	JANET NAKARMI	ASSISTANT PROFESSOR	610300	56,727	
	TODD ABEL	ASSISTANT PROFESSOR	610300	60,782	
	SHARIF MAHMOOD	ASSISTANT PROFESSOR	610300	61,812	
	YEIL KWON	ASSISTANT PROFESSOR	610300	59,237	
	YINLIN DONG	ASSISTANT PROFESSOR	610300	56,661	
	LISA SKULTETY	ASSISTANT PROFESSOR	610300	58,140	
	LOI BOOHER	LECTURER II	610300	46,128	



			ACCT CODE	DEPT SALARY	TOTAL SALARY
EXECUTIVE VP & PROVOST	GARTH JOHNSON	LECTURER I	610300	41,310	
	HALEY HURLEY	LECTURER I	610300	40,800	
				<u>1,153,877</u>	
	JENNIFER JONES	ADMINISTRATIVE SPECIALIST II	630100	23,880	
	JENNIFER JONES	CAREER SERVICE	630120	800	
			<b>Total</b>	1,295,459	
	<b><u>UCA STEM INSTITUTE</u></b>				
	UMADEVI GARIMELLA	DIRECTOR	620100	77,374	
			<b>Total</b>	77,374	
	<b><u>PHYSICS &amp; ASTRONOMY</u></b>				
	CARL FREDERICKSON	DEPARTMENT CHAIR/PROFESSOR	620100	54,949	
	CARL FREDERICKSON	DEPARTMENT CHAIR/PROFESSOR	610200	54,949	
	DEBRA BURRIS	PROFESSOR	610300	74,472	
	RAHUL MEHTA	PROFESSOR	610300	78,649	
	WILLIAM SLATON	PROFESSOR/PHYSICS ENGINEERING COORDINATOR	610300	97,869	
	SCOTT AUSTIN	ASSOCIATE PROFESSOR	610300	65,512	
	ANDREW MASON	ASSOCIATE PROFESSOR	610300	63,582	
	VACANT	ASSOCIATE PROFESSOR	610300	75,000	
	AZIDA WALKER	ASSOCIATE PROFESSOR	610300	62,333	
	BALRAJ MENON	ASSISTANT PROFESSOR	610300	60,563	
	JEREMY LUSK	ASSISTANT PROFESSOR	610300	59,160	
	NANCY GETSON	SENIOR LECTURER	610300	<u>59,451</u>	
				696,591	
	ALLAN ROISEN	INSTRUMENTATION TECHNICIAN	630100	32,904	
	SANDRA NILZ	ADMINISTRATIVE SPECIALIST II	630100	<u>23,412</u>	
				56,316	
	ALLAN ROISEN	CAREER SERVICE	630120	1,200	
			<b>Total</b>	864,005	
	<b><u>RADIATION SAFETY EQUIPMENT</u></b>				
		RADIATION SAFETY OFFICER	620115	3,980	
			<b>Total</b>	3,980	
	<b><u>GEOGRAPHY</u></b>				
	STEPHEN O'CONNELL	DEPARTMENT CHAIR/ASSOCIATE PROFESSOR	620100	45,329	
	STEPHEN O'CONNELL	DEPARTMENT CHAIR/ASSOCIATE PROFESSOR	610200	45,329	
	BROOKS PEARSON	ASSOCIATE PROFESSOR	610300	69,371	
	MATTHEW CONNOLLY	ASSOCIATE PROFESSOR	610300	63,746	
	WILLIAM FLATLEY	ASSISTANT PROFESSOR	610300	58,034	
	LING ZHANG	ASSISTANT PROFESSOR	610300	58,721	
	YAQIAN HE	ASSISTANT PROFESSOR	610300	<u>58,650</u>	
				308,522	

			ACCT CODE	DEPT SALARY	TOTAL SALARY
EXECUTIVE VP & PROVOST	AMY ADAMS	ADMINISTRATIVE SPECIALIST II	630100	23,880	
			<b>Total</b>	423,060	
	<b><u>ASSOCIATE VP FOR ENROLLMENT MANAGEMENT</u></b>				
	KEVIN THOMAS	ASSOCIATE VICE PRESIDENT FOR ENROLLMENT MANAGEMENT	620100	127,500	
	VACANT	ADMINISTRATIVE SPECIALIST III	630100	25,773	
			<b>Total</b>	153,273	
	<b><u>ADMISSIONS &amp; ENROLLMENT SERVICES</u></b>				
	COURTNEY BRYANT	DIRECTOR OF ADMISSIONS	620100	85,325	
	VACANT	SPECIAL PROJECTS COORDINATOR	620100	83,149	
	SYDNEY JONES	ASSISTANT DIRECTOR OF CAMPUS PREVIEW DAYS	620100	43,268	
	AYANA WILLIAMS	ADMISSIONS COUNSELOR	620100	33,150	
	EVANGELINE LEICHT	SENIOR ADMISSIONS ANALYST	620100	36,539	
	JAROD WICKLIFFE	ASSISTANT DIRECTOR OF CAMPUS VISITS	620100	43,268	
	BERTHA BARRIENTOS VALDIVIESO	REGIONAL ADMISSIONS COUNSELOR	620100	41,208	
	MALLORY WATSON	ADMISSIONS COUNSELOR	620100	33,150	
	SARAH VAN ES	ADMISSIONS COUNSELOR	620100	33,150	
	SYDNEY WELCH	REGIONAL ADMISSIONS COUNSELOR	620100	43,350	
	JUSTINA GRUBBS	ASSOCIATE DIRECTOR OF ADMISSIONS & TECHNOLOGY	620100	51,510	
	ASHLEY BERRY	ASSOCIATE DIRECTOR OF RECRUITMENT	620100	60,782	
				587,849	
	COURTNEY BRYANT	CAREER SERVICE	620120	800	
	EVANGELINE LEICHT	CAREER SERVICE	620120	800	
				1,600	
	JOANNA TREVINO-HOADLEY	ADMISSIONS ANALYST	630100	31,327	
	KASEY LICHT	ADMISSIONS ANALYST	630100	31,327	
	SHALIA DELPH	OFFICE MANAGER	630100	31,327	
	AUDRA EMERSON	ADMISSIONS ANALYST	630100	31,327	
	HEATHER DEATON	ADMISSIONS ANALYST	630100	31,327	
	SHELBY GILMORE	ADMINISTRATIVE SPECIALIST II	630100	23,880	
	LAURA MONROE	ADMINISTRATIVE SPECIALIST II	630100	26,616	
				207,131	
	SHALIA DELPH	CAREER SERVICE	630120	1,000	
	LAURA MONROE	CAREER SERVICE	630120	1,200	
				2,200	
			<b>Total</b>	798,780	
	<b><u>ASSESSMENT &amp; GENERAL EDUCATION</u></b>				
	JACOB HELD	ASSISTANT PROVOST FOR ASSESSMENT & GENERAL EDUCATION/PROFESSOR	620100	109,140	
			<b>Total</b>	109,140	
	<b><u>CENTER FOR EXCELLENCE IN TEACHING &amp; ACADEMIC LEADERSHIP</u></b>				
	AMY HAWKINS	ASSISTANT PROVOST FOR TEACHING & ACADEMIC LEADERSHIP/ASSOCIATE PROFESSOR	620100	102,000	
	JESSICA UNDERWOOD	INSTRUCTIONAL DESIGNER	620100	55,461	
	ADAM PETERSON	INSTRUCTIONAL DESIGNER	620100	59,160	
	VICKI PARISH	INSTRUCTIONAL DESIGNER	620100	53,856	
				270,477	

			ACCT CODE	DEPT SALARY	TOTAL SALARY
EXECUTIVE VP & PROVOST	JESSICA UNDERWOOD	CAREER SERVICE	620120	800	
	VICKI PARISH	CAREER SERVICE	620120	800	
				<u>1,600</u>	
			<b>Total</b>		272,077
	<b><u>HONORS COLLEGE</u></b>				
	PATRICIA SMITH	DEAN/ASSOCIATE PROFESSOR	620100	63,337	
	LEAH HORTON	INTERIM ASSOCIATE DEAN/LECTURER II	620100	<u>37,500</u>	
				100,837	
	PATRICIA SMITH	DEAN/ASSOCIATE PROFESSOR	610200	63,337	
	LEAH HORTON	INTERIM ASSOCIATE DEAN/LECTURER II	610200	<u>37,500</u>	
				100,837	
	ALLISON WALLACE	PROFESSOR	610300	69,818	
	DONNA BOWMAN	PROFESSOR	610300	75,543	
	ADAM FRANK	PROFESSOR	610300	64,832	
	ELLEN HOSTETTER	ASSOCIATE PROFESSOR	610300	61,005	
	DOUGLAS CORBITT	LECTURER I	610300	47,352	
	CYNTHIA LEA	LECTURER I	610300	<u>42,244</u>	
				360,794	
	VACANT	NETWORK SUPPORT ANALYST	630100	40,481	
	LANITA ADDISON	ADMINISTRATIVE SPECIALIST II	630100	<u>25,074</u>	
				65,555	
	LANITA ADDISON	CAREER SERVICE	630120	1,200	
			<b>Total</b>		629,223
	<b><u>BUSINESS COLLABORATIONS</u></b>				
		CONTINGENCY RESERVE	620930	24,000	
			<b>Total</b>		24,000
	<b><u>UCA ONLINE</u></b>				
		ONLINE INSTRUCTION	610750	130,600	
			<b>Total</b>		130,600
	<b><u>COMMENCEMENT</u></b>				
		NON-CLASSIFIED PART-TIME	620115	2,295	
			<b>Total</b>		2,295
	<b><u>OFFICE OF STUDENT SUCCESS</u></b>				
	JULIA WINDEN FEY	DIRECTOR	620100	81,003	
	NADIA ESLINGER	ASSISTANT DIRECTOR OF STUDENT SUCCESS	620100	46,359	
	MARVIN WILLIAMS	PROGRAM COORDINATOR FOR THE OFFICE OF STUDENT SUCCESS	620100	<u>44,988</u>	
				172,350	
	MARVIN WILLIAMS	CAREER SERVICE	620120	1,000	
	JULIA WINDEN FEY	CAREER SERVICE	620120	<u>1,200</u>	
				2,200	

EXECUTIVE VP & PROVOST			ACCT CODE	DEPT SALARY	TOTAL SALARY
			630100	26,817	
	SHELLY VANGSNES	ADMINISTRATIVE SPECIALIST III			
			<b>Total</b>	201,367	
	<b><u>ACADEMIC ADVISING CENTER</u></b>				
	LEIGH ANN DENHARTOG	DIRECTOR	620100	73,593	
	JENNIFER RUUD	ASSISTANT DIRECTOR	620100	48,135	
	LEILA DICKINSON	EDUCATION COUNSELOR	620100	36,279	
	PEARLIE WILLIAMS	EDUCATION COUNSELOR	620100	38,300	
	JESSICA REMETIC	EDUCATION COUNSELOR	620100	38,300	
	CHERYL THEALL	EDUCATION COUNSELOR	620100	38,300	
	BEAURA CAVALIER	EDUCATION COUNSELOR	620100	36,279	
	GARTH CLAYBORN	EDUCATION COUNSELOR	620100	38,779	
	JAMES BEMIS	EDUCATION COUNSELOR	620100	48,339	
	WHITNEY JOHNSON	ACADEMIC COUNSELOR	620100	40,041	
				<u>436,345</u>	
	JENNIFER RUUD	CAREER SERVICE	620120	800	
	LEIGH ANN DENHARTOG	CAREER SERVICE	620120	1,000	
	PEARLIE WILLIAMS	CAREER SERVICE	620120	1,000	
	JESSICA REMETIC	CAREER SERVICE	620120	800	
	CHERYL THEALL	CAREER SERVICE	620120	800	
	JAMES BEMIS	CAREER SERVICE	620120	1,500	
	WHITNEY JOHNSON	CAREER SERVICE	620120	800	
				<u>6,700</u>	
	CHRISTENE PEEL	EDUCATION COUNSELOR	630100	36,279	
	CARRIE TINSLEY	EDUCATION COUNSELOR	630100	36,628	
	TACHIA AWBREY	EDUCATION COUNSELOR	630100	38,111	
	ANIAYA WORTH	EDUCATION COUNSELOR	630100	38,874	
	CHRISTINA WOLFE	EDUCATION COUNSELOR	630100	36,628	
	MICHELLE REINOLD	PROGRAM COORDINATOR	630100	33,584	
				<u>220,104</u>	
	CHRISTENE PEEL	CAREER SERVICE	630120	800	
	MICHELLE REINOLD	CAREER SERVICE	630120	1,200	
				<u>2,000</u>	
		NON-CLASSIFIED PART-TIME	620115	54,400	
			<b>Total</b>	719,549	
	<b><u>ATHLETIC ACADEMIC ADVISING</u></b>				
	SCOTT BREZEE	DIRECTOR OF ATHLETIC ACADEMIC ADVISING	620100	50,629	
	ANDREW FAULKNER	ATHLETIC ACADEMIC ADVISOR	620100	41,304	
	JENNIFER WOFFORD	STUDENT ATHLETE DEVELOPMENT SPECIALIST	620100	36,279	
	GEOFFREY THIERS	ATHLETIC ACADEMIC ADVISOR	620100	37,230	
				<u>165,442</u>	
	SCOTT BREZEE	CAREER SERVICE	620120	800	
	ANDREW FAULKNER	CAREER SERVICE	620120	1,000	
	GEOFFREY THIERS	CAREER SERVICE	620120	800	
				<u>2,600</u>	
			<b>Total</b>	168,042	

		ACCT CODE	DEPT SALARY	TOTAL SALARY
EXECUTIVE VP & PROVOST	<b><u>LEARNING COMMUNITIES</u></b>			
	JAYME STONE	DIRECTOR OF LEARNING COMMUNITIES/INSTRUCTOR	620100	61,033
	ABAYI IBRO AYOUBA	LEARNING COMMUNITIES COORDINATOR	620100	35,700
	CHRIS CRAUN	ACADEMIC DIRECTOR/ASSISTANT PROFESSOR	620100	35,753
	LOUISA MOSELEY	ACADEMIC DIRECTOR	620100	25,755
	ALLEN THOMAS	ACADEMIC DIRECTOR	620100	23,528
	ANDREA LIVELY	ACADEMIC DIRECTOR	620100	22,950
	CARL OLDS	ACADEMIC DIRECTOR	620100	28,331
	ASHLEY BEYERL	ACADEMIC DIRECTOR	620100	23,180
				<hr/> 256,230
	JAYME STONE	CAREER SERVICE	620120	1,500
	LOUISA MOSELEY	ACADEMIC DIRECTOR	610200	25,755
	ALLEN THOMAS	ACADEMIC DIRECTOR	610200	23,527
	ANDREA LIVELY	ACADEMIC DIRECTOR	610200	22,950
	CARL OLDS	ACADEMIC DIRECTOR	610200	28,330
	ASHLEY BEYERL	ACADEMIC DIRECTOR	610200	23,179
				<hr/> 123,741
	SHIRLEY MORRIS	ADMINISTRATIVE SPECIALIST II	630100	23,880
			<b>Total</b>	405,351
	<b><u>DEPARTMENT OF STUDENT TRANSITIONS</u></b>			
	AMY BALDWIN	DIRECTOR/SENIOR LECTURER	620100	37,625
	AMY BALDWIN	DIRECTOR/SENIOR LECTURER	610200	37,625
	AMANDA MARTIN	LECTURER II	610300	44,736
	LESLIE GOMES	LECTURER II	610300	44,440
	KEITH PACHLHOFER	SENIOR LECTURER	610300	48,519
	LISA CHRISTMAN	SENIOR LECTURER	610300	49,126
	RON NOVY	SENIOR LECTURER	610300	53,412
	SHANNON JOHNSON	SENIOR LECTURER	610300	47,875
	REBECCA BOGOSLAVSKY	LECTURER I	610300	42,244
	VACANT	LECTURER I	610300	41,410
	DRU SANDERS	LECTURER I	610300	42,238
				<hr/> 414,000
	KATHLEEN WAGES	ADMINISTRATIVE SPECIALIST III	630100	27,581
	KATHLEEN WAGES	CAREER SERVICE	630120	1,500
			<b>Total</b>	518,331
	<b><u>TUTORING SERVICES</u></b>			
	STEPHEN MILLS	SUPERVISOR	620100	47,055
	ANDREW RICHARDSON	ASSISTANT SUPERVISOR	620100	39,663
				<hr/> 86,718
	STEPHEN MILLS	CAREER SERVICE	620120	1,000

			ACCT CODE	DEPT SALARY	TOTAL SALARY
EXECUTIVE VP & PROVOST	ANDREW ROSS	EVENING SUPERVISOR	630100	31,640	
		NON-CLASSIFIED PART-TIME	620115	7,395	
		Total		126,753	
<u>UNIVERSITY TESTING</u>					
	COURTNEY DYCUS	DIRECTOR	620100	52,148	
	CARRIE JOINER	PROGRAM COORDINATOR	630100	31,327	
		Total		83,475	
<u>TORREYSON LIBRARY</u>					
<u>BASE SALARY DOES NOT INCLUDE SHIFT</u>					
	ROBERT COVINGTON	DIRECTOR OF LIBRARY	620100	96,200	
	JOANNA WARREN	ASSISTANT LIBRARIAN/ASSISTANT PROFESSOR	620100	51,668	
	ELIZABETH DIPRINCE	ASSISTANT LIBRARIAN/LECTURER II	620100	51,000	
	AMBER WILSON	ASSISTANT LIBRARIAN/ASSOCIATE PROFESSOR	620100	51,349	
	RENEE LEBEAU-FORD	ASSISTANT LIBRARIAN/ASSISTANT PROFESSOR	620100	58,005	
	CHRISTINA KARAFIT	ASSISTANT LIBRARIAN/LECTURER II	620100	46,482	
	SUSAN BURKS	ASSISTANT LIBRARIAN/ASSISTANT PROFESSOR	620100	51,547	
	JESSICA RIEDMUELLER	ASSISTANT LIBRARIAN/ASSISTANT PROFESSOR	620100	47,808	
	VACANT	ASSISTANT LIBRARIAN/ASSISTANT PROFESSOR	620100	43,594	
				497,653	
	PATRICIA ROGERS	ADMINISTRATIVE SPECIALIST III	630100	29,025	
	GABRIELLE NEAFSEY WROTEN	LIBRARY TECHNICIAN	630100	23,880	
	HEATHER REINOLD	LIBRARY TECHNICIAN	630100	23,880	
	MORIA JONES	LIBRARY TECHNICIAN	630100	25,074	
	LEETTA BREWER	LIBRARY TECHNICIAN	630100	30,408	
	ZACHARY LUNK	LIBRARY TECHNICIAN	630100	23,880	
	DANIELLE KRAUS	LIBRARY TECHNICIAN	630100	23,880	
	MATTHEW SCHWARTZ	LIBRARY TECHNICIAN	630100	23,880	
	GREG WILLINGHAM	LIBRARY TECHNICIAN	630100	23,880	
	NECO VALLEY	LIBRARY TECHNICIAN	630100	25,074	
	BABERELY WATERS	LIBRARY TECHNICIAN	630100	25,074	
	ELIZABETH GAYFIELD	LIBRARY TECHNICIAN	630100	23,880	
	JEREMY HUNTER	LIBRARY TECHNICIAN	630100	23,880	
	ASHLEY ISOM	ADMINISTRATIVE SPECIALIST II	630100	23,880	
	ERIC FULTON	ADMINISTRATIVE SPECIALIST II	630100	23,880	
	SANDRA HOOPER	LIBRARY SUPERVISOR	630100	35,668	
	KRISTI ROMINE	LIBRARY SUPERVISOR	630100	30,135	
	MICHAEL GIRDLER	LIBRARY SUPERVISOR	630100	30,135	
	KAREN PRUNEDA	LIBRARY SUPERVISOR	630100	30,135	
	DONNA LAWRENCE	LIBRARY SUPERVISOR	630100	37,505	
				537,033	
	PATRICIA ROGERS	CAREER SERVICE	630120	800	
	MORIA JONES	CAREER SERVICE	630120	1,000	
	LEETTA BREWER	CAREER SERVICE	630120	1,500	
	NECO VALLEY	CAREER SERVICE	630120	1,200	

EXECUTIVE VP & PROVOST			ACCT CODE	DEPT SALARY	TOTAL SALARY
BABERELY WATERS	CAREER SERVICE		630120	1,000	
SANDRA HOOPER	CAREER SERVICE		630120	1,500	
DONNA LAWRENCE	CAREER SERVICE		630120	1,500	
				<u>8,500</u>	
	SHIFT DIFFERENTIAL		630125	2,500	
			<b>Total</b>	1,045,686	
<b><u>LIBRARY 24/5 PROJECT</u></b>					
DANIEL KLOTZ	LIBRARY SUPERVISOR OF ARCHIVES		630100	34,149	
AMBER GUYETTE	LIBRARY TECHNICIAN		630100	23,880	
JAMES JONES	LIBRARY TECHNICIAN		630100	23,880	
VACANT	LIBRARY TECHNICIAN		630100	23,412	
CHRISTOPHER PAGLIANITE	LIBRARY TECHNICIAN		630100	23,880	
SHELBEA GENTRY	LIBRARY TECHNICIAN		630100	23,880	
				<u>153,081</u>	
DANIEL KLOTZ	CAREER SERVICE		630120	800	
	SHIFT DIFFERENTIAL		630125	11,956	
			<b>Total</b>	165,837	
<b><u>REGISTRAR'S OFFICE</u></b>					
VACANT	REGISTRAR		620100	85,102	
VICKY SUMMERS	SENIOR ASSOCIATE REGISTRAR		620100	56,100	
TRAVIS JOHNSON	PROJECT/GRADUATION COORDINATOR		620100	37,000	
AMANDA PALADINO	PROJECT SPECIALIST		620100	35,700	
JARRETT PERRY	DEGREE WORKS PROJECT COORDINATOR		620100	44,796	
				<u>258,698</u>	
LISA CANADY	PROGRAM COORDINATOR		630100	32,595	
CLAIRE SHARPE	ASSISTANT REGISTRAR		630100	29,836	
ROBERT HALL	ASSISTANT REGISTRAR		630100	29,836	
DARYL BABB	ASSISTANT REGISTRAR		630100	29,836	
MALLORY CRENSHAW	ASSISTANT REGISTRAR		630100	30,294	
JAMES GERDES	ASSISTANT REGISTRAR		630100	29,836	
LESLIE GEORGE	ASSISTANT REGISTRAR		630100	31,301	
DAVID MILLS	ASSISTANT REGISTRAR		630100	29,836	
ASHLEY HALVERSON HALE	ASSISTANT REGISTRAR		630100	29,251	
				<u>272,621</u>	
LISA CANADY	CAREER SERVICE		630120	1,000	
LESLIE GEORGE	CAREER SERVICE		630120	1,000	
				<u>2,000</u>	
			<b>Total</b>	533,319	
<b><u>VETERAN SERVICES</u></b>					
DAVID WILLIAMS	VETERAN'S CENTER COORDINATOR		620100	39,278	
			<b>Total</b>	39,278	

			ACCT CODE	DEPT SALARY	TOTAL SALARY
EXECUTIVE VP & PROVOST	<b><u>TRANSFER SERVICES</u></b>				
	BRIAN CORBIN	DIRECTOR OF TRANSFER SERVICES	620100	72,823	
	CHRISTOPHER RIGGINS	ASSISTANT DIRECTOR OF TRANSFER RECRUITMENT	620100	58,094	
	MALCOLM SMITH	ONLINE PROGRAM COORDINATOR	620100	37,165	
	ALLISON HAUGHT	ASSISTANT DIRECTOR OF TRANSFER ADVISING	620100	39,663	
	GEORGE ABLES	ASSISTANT DIRECTOR OF NEW STUDENT ONBOARDING	620100	41,820	
				<u>249,565</u>	
	CHRISTOPHER RIGGINS	CAREER SERVICE	620120	1,200	
	BRIAN CORBIN	CAREER SERVICE	620120	1,200	
	MALCOLM SMITH	CAREER SERVICE	620120	800	
	ALLISON HAUGHT	CAREER SERVICE	620120	800	
				<u>4,000</u>	
	SUSAN PETERSON	PROGRAM COORDINATOR	630100	32,595	
	SUSAN PETERSON	CAREER SERVICE	630120	800	
			<b>Total</b>	286,960	
	<b><u>DEAN/GRADUATE SCHOOL</u></b>				
	ANGELA BARLOW	GRADUATE DEAN/DIRECTOR OF SPONSORED PROGRAMS	620100	70,582	141,163
	JENNIFER BELL	PROGRAM COORDINATOR	630100	31,327	
	RAE MILLER	COMPUTER SUPPORT SPECIALIST	630100	37,740	
	COLLEEN ELLIOTT	ADMINISTRATIVE SPECIALIST III	630100	27,517	
	TAYLOR INGRAM	ADMINISTRATIVE SPECIALIST III	630100	26,817	
				<u>123,401</u>	
	COLLEEN ELLIOTT	CAREER SERVICE	630120	800	
			<b>Total</b>	194,783	
	<b><u>RESEARCH ADMINISTRATION</u></b>				
	ANGELA BARLOW	GRADUATE DEAN/DIRECTOR OF SPONSORED PROGRAMS	620100	70,581	141,163
	MACKENZIE TAYLOR	PROGRAM COORDINATOR	630100	31,327	
			<b>Total</b>	101,908	
	<b><u>SUMMER TEACHING SALARIES</u></b>				
		SUMMER I	610402	1,225,417	
		SUMMER II	610502	711,644	
			<b>Total</b>	1,937,061	
	<b><u>OUTREACH AND COMMUNITY ENGAGEMENT- ADMINISTRATION</u></b>				
	SHANEIL EALY	ASSOCIATE VP FOR OUTREACH AND COMMUNITY ENGAGEMENT	620100	113,322	
	KRISTY CARTER	DIRECTOR OF MARKETING	620100	83,846	
	BILLIE HILL	DIRECTOR	620100	82,416	
	PENNY HATFIELD	ASSISTANT DIRECTOR OF MARKETING	620100	70,059	
	GLEB POLOVTSEV	TECHNOLOGY COORDINATOR	620100	44,963	
	SARENA CROWE	MARKETING SPECIALIST	620100	37,334	
				<u>431,940</u>	



			ACCT CODE	DEPT SALARY	TOTAL SALARY
EXECUTIVE VP & PROVOST	KRISTY CARTER	CAREER SERVICE	620120	1,000	
	SHANEIL EALY	CAREER SERVICE	620120	1,000	
	BILLIE HILL	CAREER SERVICE	620120	1,200	
	GLEB POLOVTSEV	CAREER SERVICE	620120	800	
	PENNY HATFIELD	CAREER SERVICE	620120	1,500	
				<hr/> 5,500	
	TRACIE SPIVEY	OFFICE MANAGER	630100	32,595	
	CARLOS HERRERA	FISCAL SUPPORT ANALYST	630100	31,315	
				<hr/> 63,910	
			<b>Total</b>	501,350	
<b><u>AR CODING ACADEMY</u></b>					
	MARY WISH	DIRECTOR OF AR CODING ACADEMY	620100	91,800	
	SHEILA WILLIAMS	STUDENT EXPERIENCE COORDINATOR	630100	31,327	
	VACANT	ADMINISTRATIVE & MARKETING ASSISTANT	630100	25,268	
				<hr/> 56,595	
			<b>Total</b>	148,395	
<b><u>OUTREACH AND COMMUNITY ENGAGEMENT- CAMPS AND CONFERENCES</u></b>					
	MELANIE STRAW	PROGRAM COORDINATOR-EVENT CENTER	620100	37,916	
	MELANIE STRAW	CAREER SERVICE	620120	800	
	JOSHUA GIBBY	COMMUNICATION COORDINATOR	630100	31,640	
	AUTUMN BALLARD	CAMP/EVENT COORDINATOR	630100	31,327	
	CYNTHIA BALLARD	EVENT COORDINATOR	630100	25,773	
				<hr/> 88,740	
			<b>Total</b>	127,456	
<b><u>OUTREACH AND COMMUNITY ENGAGEMENT- NON-CREDIT</u></b>					
	REUEL SHEPHERD	DIRECTOR OF PD, CE & CULINARY	620100	44,299	
	NAKEYA PALMER	PROGRAMS & SERVICES ASSISTANT/OUTREACH RECEPTIONIST	630100	25,268	
	PAULA MYERS	ASSISTANT FOR NON-CREDIT PROGRAMS	630100	26,817	
				<hr/> 52,085	
	PAULA MYERS	CAREER SERVICE	630120	800	
		NON-CLASSIFIED PART-TIME	620115	2,150	
			<b>Total</b>	99,334	
<b><u>SERVICE-LEARNING</u></b>					
	LESLEY GRAYBEAL	DIRECTOR OF SERVICE-LEARNING	620100	51,510	
	VICTORIA MAYS	HE INST PROGRAM COORDINATOR	630100	31,327	
			<b>Total</b>	82,837	

		ACCT CODE	DEPT SALARY	TOTAL SALARY
EXECUTIVE VP & PROVOST	<b><u>CENTER FOR COMMUNITY AND ECONOMIC DEVELOPMENT</u></b>			
	SHELBY FIEGEL	620100	66,300	
	DYLAN EDGEELL	620100	45,900	
			112,200	
	EMILY COOPER	630100	32,640	
	PROJECT COORDINATOR			
	NON-CLASSIFIED PART-TIME	620115	255	
		<b>Total</b>	145,095	
	<b><u>SPONSORED PROGRAMS ADMINISTRATION</u></b>			
	JOY RITCHEY	620100	81,600	
	VACANT	620100	45,450	
	SUZANNE WILTGEN	620100	39,748	
	DUSTIN SMITH	620100	38,117	
			204,915	
	SUVEYDA KARAKAYA	630100	37,740	
		<b>Total</b>	242,655	
	<b><u>RESEARCH COMPLIANCE</u></b>			
	KIMBERLY ASHLEY-PAULEY	620100	39,748	
	RESEARCH COMPLIANCE OFFICER			
	KIMBERLY ASHLEY-PAULEY	620120	1,000	
	CAREER SERVICE			
		<b>Total</b>	40,748	
	<b><u>INSTITUTIONAL RESEARCH</u></b>			
	AMBER HALL	620100	97,246	
	KRISTIN HEFFINGTON	620100	64,260	
	AARON FRITZ	620100	56,100	
			217,606	
	AMBER HALL	620120	1,000	
	KRISTIN HEFFINGTON	620120	800	
			1,800	
		<b>Total</b>	219,406	
	<b><u>INTERNATIONAL ENGAGEMENT</u></b>			
	PHILLIP BAILEY	620100	123,109	
	ASHLEY PETTINGILL	620100	60,896	
	PAMELA WOODARD GEORGE	620100	38,936	
	NATALIE FLEMMING	620100	40,412	
	TAYLOR LENZE	620100	33,660	
			297,013	
	ASHLEY PETTINGILL	620120	1,000	
	PAMELA WOODARD GEORGE	620120	800	
			1,800	

			ACCT CODE	DEPT SALARY	TOTAL SALARY
EXECUTIVE VP & PROVOST	MATTHEW SMITH	INTERNATIONAL ADMISSIONS COUNSELOR	630100	35,027	
	ELLEN LEWIS	INTERNATIONAL ADMISSIONS COUNSELOR	630100	32,922	
	MICHELLE WYNN	ADMINISTRATIVE SPECIALIST III	630100	28,546	
	SARAH HABTERMARIAM	INTERNATIONAL STUDENT & SCHOLAR SERVICES COORDINATOR	630100	34,680	
				131,175	
	ELLEN LEWIS	CAREER SERVICE	630120	800	
	MICHELLE WYNN	CAREER SERVICE	630120	800	
				1,600	
Total				431,588	
<b><u>STUDENT FINANCIAL AID</u></b>					
CHERYL LYONS	JULIA ROBISON	DIRECTOR	620100	94,430	
	JILL KILLION	ASSOCIATE DIRECTOR OF FINANCIAL AID	620100	66,434	
	CHRISTY GARRETT-JONES	ASSISTANT DIRECTOR OF FINANCIAL AID	620100	46,359	
	KIMBERLY STUBBS	ASSISTANT DIRECTOR OF FINANCIAL AID	620100	49,643	
	LESLIE KNOX	ASSISTANT DIRECTOR OF FINANCIAL AID	620100	46,359	
	LYNETTA MORRIS	ASSISTANT DIRECTOR OF FINANCIAL AID	620100	49,643	
	KIRAN KIM	FINANCIAL AID COUNSELOR	620100	33,105	
	BETTINA DAVIS	FINANCIAL AID COUNSELOR	620100	31,997	
		FINANCIAL AID COUNSELOR	620100	30,135	
				448,105	
CHERYL LYONS	JULIA ROBISON	CAREER SERVICE	620120	1,500	
	JILL KILLION	CAREER SERVICE	620120	1,500	
	LESLIE KNOX	CAREER SERVICE	620120	800	
		CAREER SERVICE	620120	1,200	
				5,000	
SARAH HEADLEY	CHRISTY DADE	FINANCIAL AID COORDINATOR	630100	34,680	
	JASMINE GREER	HE INST PROGRAM COORDINATOR	630100	37,452	
	TRAVIS KUNKEL	FINANCIAL AID COUNSELOR	630100	29,836	
	MEGAN MARCIN	FINANCIAL AID ANALYST	630100	30,135	
	ANGELICA COONTS	FINANCIAL AID ANALYST	630100	30,135	
	APRIL DAVIES	FINANCIAL AID COUNSELOR	630100	29,836	
	NANCY EARNEY	ADMINISTRATIVE SPECIALIST III	630100	27,085	
	DEBORAH EARL	FISCAL SUPPORT SPECIALIST	630100	29,025	
	SHERRY COOK	FISCAL SUPPORT SPECIALIST	630100	26,031	
		FINANCIAL AID SPECIALIST	630100	30,476	
				304,691	
	CHRISTY DADE	CAREER SERVICE	630120	1,000	
	NANCY EARNEY	CAREER SERVICE	630120	1,000	
	SHERRY COOK	CAREER SERVICE	630120	1,000	
				3,000	
Total				760,796	
DIVISION TOTAL				51,769,550	

			ACCT CODE	DEPT SALARY	TOTAL SALARY
VP FINANCE & ADMINISTRATION	<u>VP FINANCE &amp; ADMINISTRATION</u>				
	DIANE NEWTON	VP FINANCE & ADMINISTRATION	620100	196,725	
	TERRI CANINO	ASSOCIATE VP FOR FINANCE	620100	130,707	
	MICHAEL SMITH	FINANCE TECHNICAL SUPPORT SPECIALIST	620100	66,963	
	JENNIFER NEWTON	PROJECT ADMINISTRATOR	620100	24,821	49,643
				419,216	
	DIANE NEWTON	CAREER SERVICE	620120	1,500	
	TERRI CANINO	CAREER SERVICE	620120	1,500	
	MICHAEL SMITH	CAREER SERVICE	620120	1,200	
	JENNIFER NEWTON	CAREER SERVICE	620120	400	800
				4,600	
<b>Total</b>				423,816	
<u>PHYSICAL PLANT ADMINISTRATION</u>					
	LARRY LAWRENCE	ASSOCIATE VP FOR FACILITIES	620100	103,020	128,775
	KEVIN CARTER	ASSOCIATE DIRECTOR OF FACILITIES	620100	76,500	
	YVONNE ELLINGTON	ASSISTANT DIRECTOR OF FACILITIES	620100	71,400	
	DARRELL WALSH	SENIOR ASSISTANT ATHLETIC DIRECTOR	620100	36,781	73,562
	CHRIS KNIGHT	PROJECT SPECIALIST	620100	49,643	
	JON DAVIS	GROUND & LANDSCAPE MANAGER	620100	50,699	
	NEW POSITION	UNIVERSITY ENERGY MANAGER	620100	60,000	
	NEW POSITION	ENVIRONMENTAL CONTROLS & UTILITIES MANAGER	620100	45,000	
				493,043	
	LARRY LAWRENCE	CAREER SERVICE	620120	1,200	1,500
	KEVIN CARTER	CAREER SERVICE	620120	800	
	CHRIS KNIGHT	CAREER SERVICE	620120	1,500	
	JON DAVIS	CAREER SERVICE	620120	800	
	DARRELL WALSH	CAREER SERVICE	620120	750	1,500
				5,050	
	DAVID ANTHES	MAINTENANCE COORDINATOR	630100	37,922	
	DANNY KENDRICK	SKILLED TRADES FOREMAN	630100	36,939	
	BRENDA GRAFF	FISCAL SUPPORT ANALYST	630100	31,044	
	CHARLOTTE HUGGINS	ADMINISTRATIVE SPECIALIST III	630100	29,025	
	DONNA MURPHY	ADMINISTRATIVE SPECIALIST III	630100	33,707	
	DONA IVY	ADMINISTRATIVE SPECIALIST II	630100	23,880	
				192,517	
	DAVID ANTHES	CAREER SERVICE	630120	1,000	
	DANNY KENDRICK	CAREER SERVICE	630120	800	
	BRENDA GRAFF	CAREER SERVICE	630120	1,500	
	CHARLOTTE HUGGINS	CAREER SERVICE	630120	1,000	
	DONNA MURPHY	CAREER SERVICE	630120	1,500	
				5,800	
<b>Total</b>				696,410	
<u>ENVIRONMENTAL HEALTH &amp; SAFETY</u>					
	NELSON LANDERS	HEALTH & SAFETY OFFICER/SKILLED TRADES MANAGER	620100	58,140	
	NELSON LANDERS	CAREER SERVICE	620120	800	

VP FINANCE & ADMINISTRATION			ACCT CODE	DEPT SALARY	TOTAL SALARY
			630100	23,469	
	JOHNNY COLE	APPRENTICE TRADESMAN			
			<b>Total</b>	82,409	
	<b><u>BUILDING MAINTENANCE</u></b>				
	TERRY PHILLIPS	PROJECT/PROGRAM MANAGER	620100	43,860	
	KEN SCHULTE	PROGRAM SPECIALIST	620100	49,643	
				<u>93,503</u>	
	KEN SCHULTE	CAREER SERVICE	620120	1,200	
	ROBERT CARTER	ENERGY CONSERVATION COORDINATOR	630100	49,445	
	GEORGE MCKEE	MAINTENANCE COORDINATOR	630100	48,999	
	CORY CLINE	SKILLED TRADES FOREMAN	630100	40,657	
	MARK MIZE	SKILLED TRADES FOREMAN	630100	45,325	
	ELISEO BARRIOS	HVAC SPECIALIST	630100	45,900	
	DAVID MATTHEWS	HVAC SPECIALIST	630100	45,900	
	JEREMY LANDRETH	CONSTRUCTION INSPECTOR	630100	36,960	
	RICKEY ANTHONY	CONSTRUCTION/MAINTENANCE COORDINATOR	630100	39,235	
	ROBBIE HEFFINGTON	SKILLED TRADES SUPERVISOR	630100	31,327	
	MICHAEL THOMPSON	SKILLED TRADES SUPERVISOR	630100	36,960	
	JAMES LEWIS	SKILLED TRADES SUPERVISOR	630100	41,339	
	SKIPPER PENNINGTON	SKILLED TRADES SUPERVISOR	630100	37,648	
	JOHNNY ZAPPA	SKILLED TRADES SUPERVISOR	630100	32,820	
	BRANDI LYNCH	ADMINISTRATIVE SPECIALIST III	630100	27,581	
	VACANT	SKILLED TRADESMAN	630100	45,900	
	MARY DAVIS	SKILLED TRADESMAN/LOCKSMITH	630100	29,836	
	RYAN FRASER	SKILLED TRADESMAN	630100	33,600	
	JAMES SPICKARD	SKILLED TRADESMAN	630100	30,436	
	TIM INGRAM	SKILLED TRADESMAN	630100	35,668	
	JERRY COMPTON	SKILLED TRADESMAN	630100	35,380	
	GARY CROSS	SKILLED TRADESMAN-HVAC	630100	34,478	
	JOHNATHAN ATKINSON	SKILLED TRADESMAN	630100	33,600	
	JOHN KEPKE	SKILLED TRADESMAN	630100	34,607	
	ROBERT FINCH	SKILLED TRADESMAN	630100	34,607	
	GARY HARTSFIELD	SKILLED TRADESMAN	630100	31,044	
	LESLIE GROOMS	ENGINEER TECHNICIAN	630100	36,962	
	VACANT	MAINTENANCE SPECIALIST	630100	29,058	
	THOMAS KUYKENDALL	APPRENTICE TRADESMAN	630100	28,079	
	JEREMY DAVIS	SKILLED TRADES HELPER	630100	27,370	
				<u>1,060,721</u>	
	ROBERT CARTER	CAREER SERVICE	630120	1,500	
	GEORGE MCKEE	CAREER SERVICE	630120	1,500	
	CORY CLINE	CAREER SERVICE	630120	1,000	
	MARK MIZE	CAREER SERVICE	630120	800	
	ELISEO BARRIOS	CAREER SERVICE	630120	800	
	JEREMY LANDRETH	CAREER SERVICE	630120	1,200	
	RICKEY ANTHONY	CAREER SERVICE	630120	1,000	
	MICHAEL THOMPSON	CAREER SERVICE	630120	1,000	
	JAMES LEWIS	CAREER SERVICE	630120	800	
	SKIPPER PENNINGTON	CAREER SERVICE	630120	1,500	
	BRANDI LYNCH	CAREER SERVICE	630120	1,000	
	VACANT	CAREER SERVICE	630120	1,500	
	RYAN FRASER	CAREER SERVICE	630120	1,200	
	TIM INGRAM	CAREER SERVICE	630120	1,500	
	JERRY COMPTON	CAREER SERVICE	630120	800	

			ACCT CODE	DEPT SALARY	TOTAL SALARY
VP FINANCE & ADMINISTRATION	JOHNATHAN ATKINSON	CAREER SERVICE	630120	1,000	
	LESLIE GROOMS	CAREER SERVICE	630120	1,500	
	THOMAS KUYKENDALL	CAREER SERVICE	630120	1,500	
	GARY CROSS	CAREER SERVICE	630120	800	
	JEREMY DAVIS	CAREER SERVICE	630120	1,000	
				<u>22,900</u>	
			<b>Total</b>	1,178,324	
<b><u>CUSTODIAL CARE</u></b>					
<b><u>BASE SALARY DOES NOT INCLUDE SHIFT</u></b>					
	TRAVIS HENSLEY	RECYCLING & CUSTODIAL SERVICES MANAGER	620100	42,663	
	TRAVIS HENSLEY	CAREER SERVICE	620120	800	
	JASON STEELE	MAINTENANCE SUPERVISOR	630100	32,943	
	ALICE BARNES	COORDINATOR OF HOUSEKEEPING	630100	29,648	
	LINA O'CONNELL	COORDINATOR OF HOUSEKEEPING	630100	28,934	
	MARY FRISBY	COORDINATOR OF HOUSEKEEPING	630100	29,345	
	NEW POSITION	COORDINATOR OF HOUSEKEEPING	630100	28,367	
	NEW POSITION	MAINTENANCE SPECIALIST	630100	25,268	
	NEW POSITION	MAINTENANCE SPECIALIST	630100	25,268	
	JESSICA ZIMMEREKNER	INSTITUTIONAL SERVICES SUPERVISOR	630100	23,339	
	JENNIFER DAY	INSTITUTIONAL SERVICES SUPERVISOR	630100	23,339	
	RICKY COMBS	EQUIPMENT OPERATOR	630100	23,469	
	VACANT	EQUIPMENT OPERATOR	630100	24,332	
	LORI FORTE	SKILLED TRADES HELPER	630100	26,180	
	GARY SIEG	MAINTENANCE ASSISTANT	630100	27,370	
	GLEN HAMILTON	INSTITUTIONAL SERVICES ASSISTANT	630100	23,339	
	JUANA RODRIGUEZ	INSTITUTIONAL SERVICES ASSISTANT	630100	23,339	
	JOSEFINA LUCERO	INSTITUTIONAL SERVICES ASSISTANT	630100	23,339	
	AXEL RASO	INSTITUTIONAL SERVICES ASSISTANT	630100	23,339	
	JACOB FLOYD	INSTITUTIONAL SERVICES ASSISTANT	630100	23,339	
	ELIZABETH THORNE	INSTITUTIONAL SERVICES ASSISTANT	630100	23,339	
	VACANT	INSTITUTIONAL SERVICES ASSISTANT	630100	22,939	
	THOMAS MCDANIEL	INSTITUTIONAL SERVICES ASSISTANT	630100	23,339	
	JENNIFER OLSON	INSTITUTIONAL SERVICES ASSISTANT	630100	23,339	
	DANIEL DAY	INSTITUTIONAL SERVICES ASSISTANT	630100	23,339	
	VACANT	INSTITUTIONAL SERVICES ASSISTANT	630100	22,939	
	RONNIE JACKSON	INSTITUTIONAL SERVICES ASSISTANT	630100	23,339	
	RUSSELL BARBER	INSTITUTIONAL SERVICES ASSISTANT	630100	23,339	
	BOBBY BRADFORD	INSTITUTIONAL SERVICES ASSISTANT	630100	23,339	
	JARVIS JOLIVETTE	INSTITUTIONAL SERVICES ASSISTANT	630100	23,339	
	THOMAS KAUFMAN	CUSTODIAL EQUIPMENT OPERATOR	630100	23,469	
	VACANT	INSTITUTIONAL SERVICES ASSISTANT	630100	22,939	
	CHRISTOPHER REYNOLDS	CUSTODIAL EQUIPMENT OPERATOR	630100	23,469	
	JOHN THOMAS	INSTITUTIONAL SERVICES ASSISTANT	630100	23,339	
	KEITH WAGONER	INSTITUTIONAL SERVICES ASSISTANT	630100	23,339	
	STEPHANIE SIVILS	INSTITUTIONAL SERVICES ASSISTANT	630100	23,339	
	MARY MCFARLIN	INSTITUTIONAL SERVICES ASSISTANT	630100	23,339	
	BRENDA ZIMMERMAN	INSTITUTIONAL SERVICES ASSISTANT	630100	23,339	
	CHAMENA SIEG	INSTITUTIONAL SERVICES ASSISTANT	630100	23,339	
	WALTER SULLIVAN	INSTITUTIONAL SERVICES ASSISTANT	630100	23,339	
	LISA TAYLOR	INSTITUTIONAL SERVICES ASSISTANT	630100	23,339	
	SARAH HENSLEY	INSTITUTIONAL SERVICES ASSISTANT	630100	23,339	
	LISA BARKER	INSTITUTIONAL SERVICES ASSISTANT	630100	23,339	
	ELIZABETH RYAN	INSTITUTIONAL SERVICES ASSISTANT	630100	23,339	

			ACCT CODE	DEPT SALARY	TOTAL SALARY
VP FINANCE & ADMINISTRATION	SHEILA REILLY	INSTITUTIONAL SERVICES ASSISTANT	630100	23,339	
	DOUGLAS PUTTOCK	INSTITUTIONAL SERVICES ASSISTANT	630100	23,339	
	JENNIFER CAMP	INSTITUTIONAL SERVICES ASSISTANT	630100	22,880	
	EDMOND WALSH	INSTITUTIONAL SERVICES ASSISTANT	630100	23,339	
	DALTON TUCKER	INSTITUTIONAL SERVICES ASSISTANT	630100	23,339	
	TONYA KAUFMAN	INSTITUTIONAL SERVICES ASSISTANT	630100	23,339	
	CYNTHIA PENNINGTON	CUSTODIAL EQUIPMENT OPERATOR	630100	23,469	
	REBECCA BLESSING	INSTITUTIONAL SERVICES ASSISTANT	630100	23,339	
	AL COLEMAN	INSTITUTIONAL SERVICES ASSISTANT	630100	23,339	
	LARRY WATERS	CUSTODIAL EQUIPMENT OPERATOR	630100	25,938	
	DONNA HERRING	INSTITUTIONAL SERVICES ASSISTANT	630100	23,339	
	GEORGE JENKINS	INSTITUTIONAL SERVICES ASSISTANT	630100	23,339	
	VACANT	CUSTODIAL EQUIPMENT OPERATOR	630100	23,339	
	JOSHUA PERRY	INSTITUTIONAL SERVICES ASSISTANT	630100	23,339	
	JILLIAN RASO	INSTITUTIONAL SERVICES ASSISTANT	630100	23,339	
				<hr/> 1,376,048	
	JASON STEELE	CAREER SERVICE	630120	1,000	
	ALICE BARNES	CAREER SERVICE	630120	1,200	
	LINA O'CONNELL	CAREER SERVICE	630120	1,000	
	MARY FRISBY	CAREER SERVICE	630120	1,500	
	JENNIFER DAY	CAREER SERVICE	630120	800	
	RICKY COMBS	CAREER SERVICE	630120	800	
	LORI FORTE	CAREER SERVICE	630120	1,200	
	GLEN HAMILTON	CAREER SERVICE	630120	1,000	
	JUANA RODRIGUEZ	CAREER SERVICE	630120	800	
	THOMAS MCDANIEL	CAREER SERVICE	630120	800	
	JENNIFER OLSON	CAREER SERVICE	630120	1,500	
	RONNIE JACKSON	CAREER SERVICE	630120	1,200	
	RUSSELL BARBER	CAREER SERVICE	630120	1,500	
	THOMAS KAUFMAN	CAREER SERVICE	630120	1,000	
	CHRISTOPHER REYNOLDS	CAREER SERVICE	630120	800	
	JOHN THOMAS	CAREER SERVICE	630120	1,000	
	STEPHANIE SIVILS	CAREER SERVICE	630120	1,000	
	MARY MCFARLIN	CAREER SERVICE	630120	1,000	
	BRENDA ZIMMERMAN	CAREER SERVICE	630120	1,000	
	WALTER SULLIVAN	CAREER SERVICE	630120	1,000	
	LISA TAYLOR	CAREER SERVICE	630120	800	
	LISA BARKER	CAREER SERVICE	630120	1,000	
	DOUGLAS PUTTOCK	CAREER SERVICE	630120	800	
	TONYA KAUFMAN	CAREER SERVICE	630120	800	
	CYNTHIA PENNINGTON	CAREER SERVICE	630120	1,200	
	DONNA HERRING	CAREER SERVICE	630120	1,200	
	GEORGE JENKINS	CAREER SERVICE	630120	800	
				<hr/> 27,700	
		SHIFT DIFFERENTIAL	630125	32,420	
			<b>Total</b>	1,479,631	
<b><u>GROUND'S MAINTENANCE</u></b>					
JACOB SNUGGS	ATHLETIC FIELDS & FACILITIES MANAGER		620100	43,804	
JACOB SNUGGS	CAREER SERVICE		620120	800	
MARK WHITE	MAINTENANCE COORDINATOR		630100	34,568	
JAMES LARSON	SKILLED TRADESMAN		630100	30,135	

			ACCT CODE	DEPT SALARY	TOTAL SALARY
VP FINANCE & ADMINISTRATION	KAY MCFALL	LANDSCAPE SPECIALIST	630100	27,949	
	VACANT	APPRENTICE TRADESMAN	630100	22,997	
	GARY BROYLES	APPRENTICE TRADESMAN	630100	26,548	
	JERROD KIMBRELL	HEAVY EQUIPMENT OPERATOR	630100	30,106	
	JESS SCHNELL	HEAVY EQUIPMENT OPERATOR	630100	29,808	
	ROBERT LEE	EQUIPMENT OPERATOR	630100	26,548	
	AUSTIN RIMMER	EQUIPMENT OPERATOR	630100	27,116	
	VACANT	EQUIPMENT OPERATOR	630100	26,584	
	DAVIS HOLT	EQUIPMENT OPERATOR	630100	27,079	
	JOSEPH ROMIG	SKILLED TRADES HELPER	630100	26,052	
	LUKE HALL	SKILLED TRADES HELPER	630100	27,370	
	BENJAMIN MCDANIEL	SKILLED TRADES HELPER	630100	26,052	
	PAMELA DOUGHERTY	MAINTENANCE ASSISTANT	630100	29,827	
	AMANDA PRINE	MAINTENANCE ASSISTANT	630100	27,370	
	DEVIN HOOPER GREENFIELD	MAINTENANCE ASSISTANT	630100	27,079	
	DONNIE JACKSON	MAINTENANCE ASSISTANT	630100	29,827	
	DYLAN HULL	MAINTENANCE ASSISTANT	630100	27,079	
	STANLEY WIEDOWER	MAINTENANCE ASSISTANT	630100	29,827	
	BOBBY USSERY	MAINTENANCE ASSISTANT	630100	27,079	
	KYLE BOWKER	MAINTENANCE ASSISTANT	630100	26,567	
				<u>613,567</u>	
	MARK WHITE	CAREER SERVICE	630120	800	
	JAMES LARSON	CAREER SERVICE	630120	800	
	KAY MCFALL	CAREER SERVICE	630120	1,500	
	LUKE HALL	CAREER SERVICE	630120	800	
	PAMELA DOUGHERTY	CAREER SERVICE	630120	1,000	
	AMANDA PRINE	CAREER SERVICE	630120	800	
	DONNIE JACKSON	CAREER SERVICE	630120	800	
				<u>6,500</u>	
			<b>Total</b>		664,671
<b><u>MOTOR POOL</u></b>					
	MICHAEL MURPHY	MAINTENANCE SUPERVISOR	630100	41,012	
	FONDA RATLIFF	SKILLED TRADESMAN	630100	33,600	
	NEW POSITION	EQUIPMENT MECHANIC	630100	33,638	
				<u>108,250</u>	
	MICHAEL MURPHY	CAREER SERVICE	630120	1,500	
	FONDA RATLIFF	CAREER SERVICE	630120	1,000	
				<u>2,500</u>	
			<b>Total</b>		110,750
<b><u>MOVING</u></b>					
	DUSTIN STROM	BUILDING AND GROUNDS COORDINATOR	630100	34,588	
	JAMES TUCKER	MAINTENANCE SPECIALIST	630100	29,224	
				<u>63,812</u>	
	DUSTIN STROM	CAREER SERVICE	630120	1,000	
			<b>Total</b>		64,812



			ACCT CODE	DEPT SALARY	TOTAL SALARY
VP FINANCE & ADMINISTRATION	<u>PBX</u> PHYLLIS CAMPBELL	ADMINISTRATIVE SPECIALIST II	630100	24,581	
			<b>Total</b>	24,581	
	<u>SHUTTLE BUS</u> PAUL BEAVERS	TRANSPORTATION MANAGER	620100	41,820	
	PAUL BEAVERS	CAREER SERVICE	620120	800	
	LARONE LOWE III	SKILLED TRADESMAN	630100	29,836	
	DAVID CARTWRIGHT	SKILLED TRADESMAN	630100	29,251	
	SHARON MESSER	INSTITUTIONAL BUS DRIVER	630100	23,880	
	CHARLES BERRY	INSTITUTIONAL BUS DRIVER	630100	23,880	
	RACHAEL SMITH	INSTITUTIONAL BUS DRIVER	630100	23,880	
	CHRISTOPHER HEBEL	INSTITUTIONAL BUS DRIVER	630100	27,940	
	KENTON KELSO	INSTITUTIONAL BUS DRIVER	630100	23,880	
	ONTEE ROBINSON	INSTITUTIONAL BUS DRIVER	630100	31,537	
				214,084	
	LARONE LOWE III	CAREER SERVICE	630120	800	
	ONTEE ROBINSON	CAREER SERVICE	630120	800	
				1,600	
			<b>Total</b>	258,304	
	<u>WAREHOUSE</u> JASON DAVIS	CAMPUS MAINTENANCE SUPERVISOR	630100	36,265	
	DENISE GEORGE	INVENTORY CONTROL MANAGER	630100	31,927	
	DAVID GRAHAM	WAREHOUSE SPECIALIST	630100	28,657	
	VACANT	SKILLED TRADES HELPER	630100	23,086	
				119,935	
	DENISE GEORGE	CAREER SERVICE	630120	1,000	
			<b>Total</b>	120,935	
	<u>BUDGET OFFICE</u> LINDA LENTZ	DIRECTOR	620100	81,600	
	DORIS CARDEN	ASSISTANT BUDGET DIRECTOR	620100	46,292	
				127,892	
	LINDA LENTZ	CAREER SERVICE	620120	1,000	
	DORIS CARDEN	CAREER SERVICE	620120	1,200	
				2,200	
	JALEESA THOMAS	BUDGET PROGRAM COORDINATOR	630100	39,530	
	EDWINA SMITH	FISCAL SUPPORT ANALYST	630100	32,943	
				72,473	
	EDWINA SMITH	CAREER SERVICE	630120	1,000	
			<b>Total</b>	203,565	

		ACCT CODE	DEPT SALARY	TOTAL SALARY
VP FINANCE & ADMINISTRATION	<u>CONTINGENCY RESERVE</u>			
	CONTINGENCY RESERVE	620100	151,515	
	CONTINGENCY RESERVE	620150	170,667	
		<b>Total</b>	322,182	
	<u>CONTINGENCY RESERVE</u>			
	CONTINGENCY RESERVE	610340	99,105	
	CONTINGENCY RESERVE	610600	1,399,584	
	CONTINGENCY RESERVE	610700	188,674	
	CONTINGENCY RESERVE	620100	98,570	
	CONTINGENCY RESERVE	630100	21,399	
		<b>Total</b>	1,807,332	
	<u>CONTINGENCY RESERVE-E&amp;G BUDGET RESERVE</u>			
	CONTINGENCY RESERVE	620100	112,908	
	CONTINGENCY RESERVE	620150	297,544	
		<b>Total</b>	410,452	
	<u>CONTINGENCY RESERVE</u>			
	CONTINGENCY RESERVE	620150	300,000	
	CONTINGENCY RESERVE	630150	36,823	
		<b>Total</b>	336,823	
	<u>GRANTS &amp; CONTRACTS ACCOUNTING</u>			
SANDY AHNE	SR. GRANT ACCOUNTANT	620100	49,349	
SANDY AHNE	CAREER SERVICE	620120	1,200	
ANGELA POLK	FISCAL SUPPORT ANALYST	630100	30,135	
		<b>Total</b>	80,684	
	<u>COMPLIANCE OFFICE FOR FINANCE &amp; ADMINISTRATION</u>			
ANDREW COURTWAY	DIRECTOR OF COMPLIANCE FOR FINANCE & ADMINISTRATION	620100	67,968	
		<b>Total</b>	67,968	
	<u>FINANCIAL ACCOUNTING</u>			
JEREMY BRUNER	CONTROLLER	620100	84,606	
MICHELLE BURGIN	ASSOCIATE CONTROLLER	620100	57,008	
PAM GIBLET	PROJECT COORDINATOR	620100	46,009	
ANGELA PARHAM	PROJECT COORDINATOR	620100	45,269	
			<u>232,892</u>	

			ACCT CODE	DEPT SALARY	TOTAL SALARY
VP FINANCE & ADMINISTRATION	PAM GIBLET	CAREER SERVICE	620120	800	
	ANGELA PARHAM	CAREER SERVICE	620120	800	
	MICHELLE BURGIN	CAREER SERVICE	620120	<u>1,200</u>	2,800
	MISTY MORAN	FISCAL SUPPORT ANALYST	630100	35,668	
	TING-CHI CHEN	FISCAL SUPPORT ANALYST	630100	29,836	
	CHRISTINA STANFORD	FISCAL SUPPORT ANALYST	630100	31,044	
	ALEXANDER BROWN	FISCAL SUPPORT SPECIALIST	630100	25,773	
	FELISSA SCOTT	FISCAL SUPPORT SPECIALIST	630100	<u>25,773</u>	148,094
	MISTY MORAN	CAREER SERVICE	630120	1,000	
			<b>Total</b>	384,786	
	<b><u>INVENTORY</u></b>				
	CONSTANCE WHITE	INVENTORY CONTROL COORDINATOR	630100	17,445	34,890
	HEATHER CHAPMAN	INVENTORY CONTROL SPECIALIST	630100	<u>14,513</u>	29,025
				31,958	
	HEATHER CHAPMAN	CAREER SERVICE	630120	400	800
			<b>Total</b>	32,358	
	<b><u>PURCHASING</u></b>				
	CASSANDRA MCCUIEN-SMITH	DIRECTOR	620100	82,408	
	MEGHAN COWAN	CONTRACT MANAGER SUPERVISOR	620100	<u>53,852</u>	
				136,260	
	CASSANDRA MCCUIEN-SMITH	CAREER SERVICE	620120	1,500	
	MEGHAN COWAN	CAREER SERVICE	620120	<u>800</u>	
				2,300	
	HOLLY GIBBONS	TRAVEL FISCAL SUPPORT SUPERVISOR	630100	40,800	
	JERRY COLEMAN	BUYER SUPERVISOR	630100	41,558	
	VACANT	BUYER	630100	32,405	
	VACANT	BUYER	630100	32,405	
	TRAVIS CRANE	TRAVEL FISCAL SUPPORT ANALYST	630100	14,918	29,251
	DHARMIBEN PATEL	TRAVEL FISCAL SUPPORT ANALYST	630100	29,836	
	DEBORAH DONALD	ADMINISTRATIVE SPECIALIST III	630100	<u>29,580</u>	
				221,502	
	JERRY COLEMAN	CAREER SERVICE	630120	800	
	DEBORAH DONALD	CAREER SERVICE	630120	<u>1,000</u>	
				1,800	
			<b>Total</b>	361,862	
	<b><u>STUDENT ACCOUNTS</u></b>				
	SANDRA OTT	DIRECTOR	620100	66,300	
	ELLEN LOVELESS	PROJECT SPECIALIST	620100	44,468	
	AUDREKA PETEN	PROJECT SPECIALIST-HOUSING/STUDENT ACCOUNTS	620100	<u>25,065</u>	50,129
				135,833	

			ACCT CODE	DEPT SALARY	TOTAL SALARY
VP FINANCE & ADMINISTRATION	SANDRA OTT	CAREER SERVICE	620120	800	
	ELLEN LOVELESS	CAREER SERVICE	620120	800	
	AUDREKA PETEN	CAREER SERVICE	620120	400	800
				2,000	
	ALEX WILLIAMS	HE INST PROGRAM COORDINATOR	630100	31,327	
	EUGENIA HADDICK	FISCAL SUPPORT ANALYST	630100	32,943	
	CARRIE MOSLEY	FISCAL SUPPORT ANALYST/HEAD CASHIER	630100	29,836	
	LINDI DOYLE	CASHIER	630100	23,548	
	VACANT	CASHIER	630100	23,086	
				140,740	
	EUGENIA HADDICK	CAREER SERVICE	630120	800	
			<b>Total</b>	279,373	
<b><u>BOOKSTORE</u></b>					
	JENNIFER NEWTON	PROJECT ADMINISTRATOR	620100	12,411	49,643
	JENNIFER NEWTON	CAREER SERVICE	620120	200	800
			<b>Total</b>	12,611	
<b><u>HOUSING OFFICE</u></b>					
	STEPHANIE MCBRAYER	ASSOCIATE VP OF HOUSING & RESIDENCE LIFE	620100	127,500	
	ANDY ISOM	ASSOCIATE DIRECTOR FOR HOUSING OPERATIONS	620100	41,208	
	CRAIG SEAGER	ASSOCIATE DIRECTOR FOR RESIDENCE LIFE	620100	66,300	
	JOSEPH HOOKER	ASSOCIATE DIRECTOR FOR HOUSING FACILITIES	620100	45,900	
	SHERITA KERN	ASSISTANT DIRECTOR FOR RESIDENCE LIFE	620100	46,410	
	VENETA FRICKS	ASSISTANT DIRECTOR FOR RESIDENCE LIFE	620100	46,410	
	BRITTANY JACKSON	ASSISTANT DIRECTOR FOR RESIDENCE LIFE	620100	46,410	
	VACANT	ASSISTANT DIRECTOR FOR RETENTION INITIATIVES	620100	38,000	
	AUDREKA PETEN	PROJECT SPECIALIST-HOUSING/STUDENT ACCOUNTS	620100	25,064	50,129
	SHON KILLION	SYSTEMS ANALYST	620100	46,069	
				529,271	
	STEPHANIE MCBRAYER	CAREER SERVICE	620120	1,200	
	JOSEPH HOOKER	CAREER SERVICE	620120	1,000	
	AUDREKA PETEN	CAREER SERVICE	620120	400	800
	CRAIG SEAGER	CAREER SERVICE	620120	800	
				3,400	
	AYANA JOHNSON	NETWORK SUPPORT ANALYST	630100	37,757	
	CONSTANCE WHITE	INVENTORY CONTROL COORDINATOR	630100	13,956	34,890
	HEATHER CHAPMAN	INVENTORY CONTROL SPECIALIST	630100	11,610	29,025
	CARLA RAINS	BEARCARD FISCAL SUPPORT ANALYST	630100	31,301	
	NENA HARNESS	FISCAL SUPPORT ANALYST	630100	35,668	
	SARYNN ST. CLAIR	HOUSING ASSIGNMENT COORDINATOR	630100	29,836	
	ASHLEY KIRK	HOUSING ASSIGNMENT COORDINATOR	630100	33,148	
	RICKY HARRIS	RESIDENTIAL STUDENT CONDUCT COORDINATOR	630100	31,327	
				224,603	
	HEATHER CHAPMAN	CAREER SERVICE	630120	320	800
	CARLA RAINS	CAREER SERVICE	630120	800	
	NENA HARNESS	CAREER SERVICE	630120	1,200	
				2,320	

VP FINANCE & ADMINISTRATION		ACCT CODE	DEPT SALARY	TOTAL SALARY
	CONTINGENCY RESERVE	620150	800	
	CONTINGENCY RESERVE	630150	15,003	
	<b>Total</b>		775,397	
<b><u>BEARCARD SYSTEM</u></b>				
HEATHER ROMINE	PROJECT/PROGRAM MANAGER	620100	47,632	
HEATHER ROMINE	CAREER SERVICE	620120	800	
JILL HOLLOWELL	ADMINISTRATIVE SPECIALIST III	630100	27,360	
	<b>Total</b>		75,792	
<b><u>GENERAL HOUSING MAINTENANCE</u></b>				
LARRY LAWRENCE	ASSOCIATE VP FOR FACILITIES	620100	25,755	128,775
PHILLIP GEORGE	HOUSING PROJECT/PROGRAM SPECIALIST	620100	45,900	
			71,655	
LARRY LAWRENCE	CAREER SERVICE	620120	300	1,500
ANDREW ROHLMAN	SKILLED TRADES FOREMAN	630100	39,862	
KEVIN RAGLAND	SKILLED TRADES SUPERVISOR	630100	35,179	
TWILA RUSSELL	ADMINISTRATIVE SPECIALIST III	630100	27,038	
JON BLACK	INVENTORY CONTROL MANAGER	630100	27,062	
THOMAS MELROSE	SKILLED TRADESMAN	630100	33,115	
BRIAN PORTER	SKILLED TRADESMAN	630100	29,836	
ROBERT FULMER	SKILLED TRADESMAN	630100	35,668	
BRYCE WARD	SKILLED TRADESMAN	630100	31,044	
VACANT	SKILLED TRADESMAN	630100	29,839	
MARK CLEMENTS	SKILLED TRADESMAN	630100	33,600	
WESLEY DOEBLER	SKILLED TRADESMAN	630100	33,116	
RONALD MCFARLAND	SKILLED TRADESMAN	630100	29,836	
JOE ACKERSON	SKILLED TRADESMAN	630100	37,479	
VACANT	SKILLED TRADESMAN	630100	29,251	
VACANT	SKILLED TRADES HELPER HVAC	630100	26,833	
VACANT	INSTITUTIONAL SERVICES ASSISTANT	630100	25,888	
ANGELA STRAIN	INSTITUTIONAL SERVICES ASSISTANT	630100	26,941	
DESTINY GEORGE	INSTITUTIONAL SERVICES ASSISTANT	630100	25,888	
STANLEY TALLEY	INSTITUTIONAL SERVICES ASSISTANT	630100	23,339	
TRACY SAXTON-COTTON	INSTITUTIONAL SERVICES ASSISTANT	630100	23,339	
VACANT	INSTITUTIONAL SERVICES SUPERVISOR	630100	22,968	
JENNY CHAMBLISS	INSTITUTIONAL SERVICES ASSISTANT	630100	23,339	
MARIA VELASCO	INSTITUTIONAL SERVICES ASSISTANT	630100	23,339	
HEATHER LAPINE	INSTITUTIONAL SERVICES ASSISTANT	630100	23,339	
JAIME STURGEON	INSTITUTIONAL SERVICES ASSISTANT	630100	22,880	
JONATHAN WHITWORTH	INSTITUTIONAL SERVICES ASSISTANT	630100	23,339	
NANCY RZESNIKIEWICZ	INSTITUTIONAL SERVICES ASSISTANT	630100	23,339	
TAMMY STARR	INSTITUTIONAL SERVICES ASSISTANT	630100	23,339	
NICOLAS HOLLOWELL	INSTITUTIONAL SERVICES ASSISTANT	630100	22,880	
CARLEY BOLING	INSTITUTIONAL SERVICES ASSISTANT	630100	23,339	
LAURA WHITNEY	INSTITUTIONAL SERVICES ASSISTANT	630100	22,880	
BERTHA ACOSTA OROZCO	INSTITUTIONAL SERVICES ASSISTANT	630100	23,339	
MISTY DOUGHERTY	INSTITUTIONAL SERVICES ASSISTANT	630100	23,339	
MEAGAN ADAMS	INSTITUTIONAL SERVICES ASSISTANT	630100	23,339	
AMANDA ACKERSON	INSTITUTIONAL SERVICES ASSISTANT	630100	23,339	

			ACCT CODE	DEPT SALARY	TOTAL SALARY
VP FINANCE & ADMINISTRATION	LISA MOSES	INSTITUTIONAL SERVICES ASSISTANT	630100	23,339	
	JODY BROCK	INSTITUTIONAL SERVICES SHIFT SUPERVISOR	630100	24,070	
	NATHAN SWAFFAR	SKILLED TRADES SUPERVISOR HVAC	630100	40,654	
	LEWIS COLLINS	CAMPUS MAINTENANCE SUPERVISOR	630100	43,544	
	DAVID HAUGHENBURY	SKILLED TRADES SUPERVISOR	630100	36,960	
	VACANT	INSTITUTIONAL SERVICES ASSISTANT	630100	22,939	
				1,143,996	
	TWILA RUSSELL	CAREER SERVICE	630120	1,000	
	JON BLACK	CAREER SERVICE	630120	800	
	ROBERT FULMER	CAREER SERVICE	630120	1,500	
	MARK CLEMENTS	CAREER SERVICE	630120	1,000	
	JOE ACKERSON	CAREER SERVICE	630120	800	
	ANGELA STRAIN	CAREER SERVICE	630120	1,200	
	STANLEY TALLEY	CAREER SERVICE	630120	1,000	
	MARIA VELASCO	CAREER SERVICE	630120	800	
	JODY BROCK	CAREER SERVICE	630120	800	
	NATHAN SWAFFAR	CAREER SERVICE	630120	1,000	
	LEWIS COLLINS	CAREER SERVICE	630120	1,200	
	DAVID HAUGHENBURY	CAREER SERVICE	630120	1,500	
				12,600	
		CONTINGENCY RESERVE	630150	11,907	
			<b>Total</b>	1,240,458	
<b><u>FOOD SERVICE CAFETERIA</u></b>					
	JENNIFER NEWTON	PROJECT ADMINISTRATOR	620100	12,411	49,643
	JENNIFER NEWTON	CAREER SERVICE	620120	200	800
	CONSTANCE WHITE	INVENTORY CONTROL COORDINATOR	630100	3,489	34,890
	HEATHER CHAPMAN	INVENTORY CONTROL SPECIALIST	630100	2,902	29,025
				6,391	
	HEATHER CHAPMAN	CAREER SERVICE	630120	80	800
			<b>Total</b>	19,082	
<b><u>COLLEGE SQUARE RETIREMENT CENTER</u></b>					
	JAMI RICHARDSON	EXECUTIVE DIRECTOR	620100	81,242	
	KEVIN STOWE	ASSISTANT DIRECTOR	620100	56,100	
	SUSAN LEWIS	FOOD SERVICE DIRECTOR	620100	39,319	
				176,661	
	KEVIN STOWE	CAREER SERVICE	620120	1,000	
	SUSAN LEWIS	CAREER SERVICE	620120	800	
	JAMI RICHARDSON	CAREER SERVICE	620120	1,200	
				3,000	
	DARRYL ENNIS	SKILLED TRADES SUPERVISOR	630100	41,544	
	CHANNING TAYLOR	ADMINISTRATIVE SPECIALIST II	630100	23,880	
	CHARLES HUNTER	MAINTENANCE ASSISTANT	630100	26,567	
	PHYLLIS WASHINGTON	ACTIVITY DIRECTOR	630100	31,327	
	TONYA KEITH	RESIDENTIAL CARE PROGRAM COORDINATOR	630100	29,566	
	DIANE HOTCHKISS	FOOD PREPARATION SUPERVISOR	630100	25,540	
	TERESA LEE	FOOD PREPARATION SUPERVISOR	630100	25,540	

69

			ACCT CODE	DEPT SALARY	TOTAL SALARY
VP STUDENT SERVICES & INSTITUTIONAL DIVERSITY	<u>VP STUDENT SERVICES &amp; INSTITUTIONAL DIVERSITY</u>				
	VACANT	VP FOR STUDENT SERVICES & INSTITUTIONAL DIVERSITY	620100	183,130	
	JOHN FINCHER	ASSISTANT VP OF DIVISION STRATEGY & ASSESSMENT	620100	38,318	89,112
	WENDY HOLBROOK	ASSISTANT VP FOR ENGAGEMENT, LEADERSHIP & SERVICE	620100	89,112	
	DENICHA KEMP	PROGRAM PROJECT SPECIALIST	620100	40,136	
	STEVEN SHOOK	DIRECTOR FOR THE CENTER FOR LEADERSHIP DEVELOPMENT	620100	4,316	41,820
				355,012	
	JOHN FINCHER	CAREER SERVICE	620120	430	1,000
	WENDY HOLBROOK	CAREER SERVICE	620120	1,200	
	DENICHA KEMP	CAREER SERVICE	620120	800	
				2,430	
	TRACY MCGARRITY	PROGRAM SUPPORT ASSISTANT	630100	30,600	
			<b>Total</b>	388,042	
	<u>ASSOCIATE VP FOR INSTITUTIONAL DIVERSITY</u>				
	ANGELA WEBSTER-SMITH	ASSOCIATE VP FOR INSTITUTIONAL DIVERSITY/ASSOCIATE PROFESSOR	620100	107,723	
	MICHELLE KEPKE	OFFICE MANAGER	630100	29,498	
		NON-CLASSIFIED PART-TIME	620115	29,835	
			<b>Total</b>	167,056	
	<u>UNIVERSITY TRAINING</u>				
	CHARLOTTE STRICKLAND	DIRECTOR OF PROFESSIONAL DEVELOPMENT & TRAINING	620100	64,946	
	CHARLOTTE STRICKLAND	CAREER SERVICE	620120	1,200	
			<b>Total</b>	66,146	
	<u>CAREER SERVICES</u>				
	KATHERINE RICE CLAYBORN	EXECUTIVE DIRECTOR	620100	83,736	
	ROBYN WILLIAMS	ASSOCIATE DIRECTOR OF CAREER SERVICES	620100	44,299	
	KEVIN BONTEMPO	ASSISTANT DIRECTOR OF CAREER SERVICES	620100	38,760	
	BREEANNE CARTER	ASSISTANT DIRECTOR OF OUTREACH CAREER SERVICES	620100	38,513	
				205,308	
	KATHERINE RICE CLAYBORN	CAREER SERVICE	620120	1,500	
	TERESA MURPHY	HE INST PROGRAM COORDINATOR	630100	32,205	
	TERESA MURPHY	CAREER SERVICE	630120	800	
			<b>Total</b>	239,813	
	<u>COUNSELING CENTER</u>				
	SUSAN SOBEL	DIRECTOR	620100	81,584	90,649
	JAMES GUINEE	DIRECTOR DEVELOPMENTAL SKILLS	620100	50,182	
	REESA RAMSAHAI	STAFF PSYCHOLOGIST	620100	49,775	
	JASON RIBBING	STAFF COUNSELOR	620100	45,243	
	TINA LIVINGSTON	STAFF COUNSELOR	620100	45,269	
	KAYLA GOWIN	STAFF COUNSELOR (9 MONTHS)	620100	33,777	
				305,830	



			ACCT CODE	DEPT SALARY	TOTAL SALARY
VP STUDENT SERVICES & INSTITUTIONAL DIVERSITY	SUSAN SOBEL	CAREER SERVICE	620120	720	800
	JAMES GUINEE	CAREER SERVICE	620120	1,500	
	REESA RAMSAHAI	CAREER SERVICE	620120	1,200	
	TINA LIVINGSTON	CAREER SERVICE	620120	800	
				4,220	
	RHONDA MOORE	ADMINISTRATIVE SPECIALIST III	630100	26,031	
	TAMMY BALLARD	ADMINISTRATIVE SPECIALIST II	630100	23,880	
				49,911	
			<b>Total</b>	359,961	
	<b><u>COOPERATIVE EDUCATION PROGRAM</u></b>				
	CLIFTON FORD	ASSISTANT DIRECTOR OF COOPERATIVE EDUCATION	620100	40,800	
	CLIFTON FORD	CAREER SERVICE	620120	800	
	VACANT	ADMINISTRATIVE SPECIALIST III	630100	25,268	
			<b>Total</b>	66,868	
	<b><u>DEAN OF STUDENTS</u></b>				
	KELLY OWENS	DEAN OF STUDENTS	620100	87,567	
	KELLY OWENS	CAREER SERVICE	620120	1,000	
			<b>Total</b>	88,567	
	<b><u>DISABILITY RESOURCE CENTER</u></b>				
	DORIS PIERCE	DIRECTOR	620100	54,601	
	ROBYN SMITH	ASSOCIATE DIRECTOR	620100	43,860	
				98,461	
	DORIS PIERCE	CAREER SERVICE	620120	1,200	
	LATOSHA MITCHELL	ACCOMMODATIONS COORDINATOR	630100	32,894	
	JEANNA ATKINSON	ASSISTIVE TECHNOLOGY SPECIALIST	630100	37,692	
	ANJANETTE KERR	ADMINISTRATIVE ASSISTANT	630100	25,773	
				96,359	
	LATOSHA MITCHELL	CAREER SERVICE	630120	1,000	
			<b>Total</b>	197,020	
	<b><u>DRC TRANSPORTATION</u></b>				
	WILLIAM BAKER	TRANSPORTATION/FOOD PANTRY COORDINATOR	630100	36,127	
	WILLIAM BAKER	CAREER SERVICE	630120	800	
			<b>Total</b>	36,927	
	<b><u>STUDENT SUPPORT &amp; RESOURCE CENTER</u></b>				
	CASSANDRA WARD	PROGRAM COORDINATOR	620100	32,966	
	CASSANDRA WARD	CAREER SERVICE	620120	800	

			ACCT CODE	DEPT SALARY	TOTAL SALARY
VP STUDENT SERVICES & INSTITUTIONAL DIVERSITY	SARA MCKEE	STUDENT SUPPORT SPECIALIST	630100	25,773	
			<b>Total</b>	59,539	
	<b><u>STUDENT WELLNESS AND DEVELOPMENT</u></b>				
	JENNA DAVIDSON	ASSOCIATE DEAN OF STUDENTS/JUDICIAL HEARING OFFICER/DIRECTOR	620100	58,140	
	KRISTIN JETTS	ADMINISTRATIVE SPECIALIST II	630100	27,413	
			<b>Total</b>	85,553	
	<b><u>CENTER FOR LEADERSHIP DEVELOPMENT</u></b>				
	STEVEN SHOOK	DIRECTOR FOR THE CENTER FOR LEADERSHIP DEVELOPMENT	620100	34,447	41,820
			<b>Total</b>	34,447	
	<b><u>DIVERSITY AND COMMUNITY</u></b>				
	ANGELA JACKSON	ASSOCIATE DEAN/DIRECTOR	620100	61,200	
	VACANT	ASSOCIATE DIRECTOR OF DIVERSITY & COMMUNITY	620100	49,500	
	MARIA NEGRETE PADRON	ASSISTANT DIRECTOR OF DIVERSITY & COMMUNITY	620100	40,800	
				151,500	
	ANGELA JACKSON	CAREER SERVICE	620120	1,000	
			<b>Total</b>	152,500	
	<b><u>STUDENT LIFE</u></b>				
	JACOB TERNES	ASSOCIATE DEAN OF STUDENTS/DIRECTOR	620100	61,200	
	DEDRICK INGRAM	ASSISTANT DEAN OF STUDENTS	620100	51,000	
	VACANT	ASSISTANT DIRECTOR OF STUDENT LIFE	620100	34,340	
				146,540	
	MELANIE BIGGS	ADMINISTRATIVE SPECIALIST III	630100	25,773	
			<b>Total</b>	172,313	
	<b><u>HPER RECREATION</u></b>				
	RICHARD HAMMOND	DIRECTOR	620100	84,259	
	JOHN FINCHER	ASSISTANT VP OF DIVISION STRATEGY & ASSESSMENT	620100	50,794	89,112
	ARACELIS SERVEDIO	SR. ASSOCIATE DIRECTOR	620100	56,661	
	ARIAN STORY	PROGRAM COORDINATOR-FITNESS CENTER	620100	46,120	
	ROBERT STINE	ASSISTANT DIRECTOR FOR COPA/CHALLENGE COURSE	620100	23,011	38,352
	LOGAN WILE	ASSISTANT DIRECTOR/INTRAMURALS & CLUB SPORTS	620100	30,661	37,853
	KARI GRAY	ASSISTANT DIRECTOR OF AQUATICS/MARKETING	620100	36,279	
	ANTHONY FILLIPPINO	ASSOCIATE DIRECTOR-PROGRAMS/COPA	620100	45,487	
	JACKIE FULMER	PROJECT COORDINATOR/ASSISTANT DIRECTOR-INTRAMURALS & RECREATION	620100	35,751	
				409,023	
	JOHN FINCHER	CAREER SERVICE	620120	570	1,000
	ARACELIS SERVEDIO	CAREER SERVICE	620120	1,200	
	ARIAN STORY	CAREER SERVICE	620120	800	
	JACKIE FULMER	CAREER SERVICE	620120	1,500	
				4,070	
	STEVEN SABELLA	INSTITUTIONAL SERVICES ASSISTANT	630100	23,339	
	TERRY COLEMAN	INSTITUTIONAL SERVICES ASSISTANT	630100	23,398	
	WAYMON DELPH	INSTITUTIONAL SERVICES SUPERVISOR	630100	24,070	

			ACCT CODE	DEPT SALARY	TOTAL SALARY
VP STUDENT SERVICES & INSTITUTIONAL DIVERSITY	VACANT	INSTITUTIONAL SERVICES ASSISTANT	630100	23,398	
	LEANNA MCCLENDON	ADMINISTRATIVE SUPPORT SUPERVISOR	630100	23,896	29,205
				118,101	
		SHIFT DIFFERENTIAL	630125	3,190	
			<b>Total</b>	534,384	
	<u>J.D. FARRIS FIELDS</u>				
	ROBERT STINE	ASSISTANT DIRECTOR FOR COPA/CHALLENGE COURSE	620100	15,341	38,352
	STEVEN SHOOK	DIRECTOR FOR THE CENTER FOR LEADERSHIP DEVELOPMENT	620100	3,057	41,820
				18,398	
			<b>Total</b>	18,398	
	<u>INTRAMURALS</u>				
	LOGAN WILE	ASSISTANT DIRECTOR/INTRAMURALS & CLUB SPORTS	620100	7,192	37,853
	LEANNA MCCLENDON	ADMINISTRATIVE SUPPORT SUPERVISOR	630100	5,309	29,205
			<b>Total</b>	12,501	
	<u>STUDENT CENTER</u>				
	COLIN STANTON	EXECUTIVE DIRECTOR	620100	81,600	
	VACANT	ASSISTANT DIRECTOR OF THE STUDENT CENTER	620100	50,232	
	MARILYN SHURLEY	DIRECTOR OF NEW STUDENT PROGRAMS	620100	49,643	
	KENDRA REGEHR	ASSOCIATE DIRECTOR OF THE STUDENT CENTER/DIRECTOR OF STUDENT ACTIVITIES	620100	71,400	
	JARED WOOD	ASSISTANT DIRECTOR OF TECHNOLOGY & PROMOTIONS	620100	56,100	
	SUSAN MARCUS	ASSISTANT DIRECTOR OF OPERATIONS	620100	40,800	
				349,775	
	COLIN STANTON	CAREER SERVICE	620120	800	
	KENDRA REGEHR	CAREER SERVICE	620120	1,200	
	MARILYN SHURLEY	CAREER SERVICE	620120	800	
				2,800	
	CARLA GRANT	ADMINISTRATIVE SPECIALIST III	630100	31,665	
	LISA PFRENGER	ADMINISTRATIVE SPECIALIST II	630100	23,880	
	ROBERT WASHINGTON	INSTITUTIONAL SERVICES ASSISTANT	630100	23,339	
	CHARLOTTE HUCKABAY	INSTITUTIONAL SERVICES ASSISTANT	630100	23,339	
	DIANE O'BRIEN	INSTITUTIONAL SERVICES ASSISTANT	630100	23,339	
	CURTIS GRAYSON	INSTITUTIONAL SERVICES ASSISTANT	630100	23,339	
				148,901	
	CARLA GRANT	CAREER SERVICE	630120	1,500	
	CHARLOTTE HUCKABAY	CAREER SERVICE	630120	1,000	
				2,500	
		SHIFT DIFFERENTIAL	630125	1,000	
		CONTINGENCY RESERVE	620150	5,520	
		CONTINGENCY RESERVE	630150	4,475	
			<b>Total</b>	514,971	

			ACCT CODE	DEPT SALARY	TOTAL SALARY
VP STUDENT SERVICES & INSTITUTIONAL DIVERSITY	<u>STUDENT HEALTH SERVICES</u>				
	RANDY PASTOR	CLINIC PHYSICIAN/MEDICAL DIRECTOR	620100	191,190	90,649
	SUSAN SOBEL	DIRECTOR-COUNSELING CENTER	620100	9,065	
	SANDRA CHILDRESS	PROJECT/PROGRAM DIRECTOR	620100	72,114	
	STEPHANIE HINSLEY	X-RAY LABORATORY SPECIALIST	620100	38,733	
	LISA CRAFTFORD	PROJECT/PROGRAM SPECIALIST	620100	36,720	
	VIRGINIA HENSLEY-SEAMON	ADVANCED PRACTICE NURSE	620100	84,881	
	AMBER HARRELL	ADVANCED PRACTICE NURSE (10 MONTHS)	620100	70,735	
	LEAH MARTIN	ADVANCED PRACTICE NURSE	620100	90,539	
				593,977	
	SUSAN SOBEL	CAREER SERVICE	620120	80	800
	RANDY PASTOR	CAREER SERVICE	620120	800	
	SANDRA CHILDRESS	CAREER SERVICE	620120	1,000	
	LISA CRAFTFORD	CAREER SERVICE	620120	1,000	
	AMBER HARRELL	CAREER SERVICE	620120	800	
	LEAH MARTIN	CAREER SERVICE	620120	800	
				4,480	
	CHRISTINA BERGMANN	LAB SUPERVISOR/COORDINATOR	630100	27,581	
	JENNIFER JACKSON-GIFFORD	X-RAY/LABORATORY TECHNICIAN (10 MONTHS)	630100	29,836	
	TEILENA KEATHLEY	MEDICAL RECEPTIONIST/HEALTH SERVICES SPECIALIST II	630100	24,214	
	GABRIELLE DUJMOVIC	MEDICAL RECEPTIONIST/FISCAL SUPPORT SPECIALIST	630100	23,548	
	CINDY FREEMAN	LICENSED PRACTICAL NURSE	630100	33,325	
	KATHRYN EDWARDS	LICENSED PRACTICAL NURSE	630100	41,282	
	SANDRA KEMP	LICENSED PRACTICAL NURSE	630100	33,659	
				213,445	
	CHRISTINA BERGMANN	CAREER SERVICE	630120	800	
	KATHRYN EDWARDS	CAREER SERVICE	630120	1,200	
	SANDRA KEMP	CAREER SERVICE	630120	1,200	
				3,200	
				NON-CLASSIFIED PART-TIME	
				620115	2,597
				<b>Total</b>	817,699
<u>POST OFFICE</u>					
	JAMES HAYES	FACILITY MANAGER I	630100	28,393	
	STEPHEN HILL	MAIL SERVICES ASSISTANT	630100	23,339	
	RICHARD SUITS	MAIL SERVICES COORDINATOR	630100	23,339	
				75,071	
	STEPHEN HILL	CAREER SERVICE	630120	800	
	JAMES HAYES	CAREER SERVICE	630120	1,200	
				2,000	
				<b>Total</b>	77,071
<u>RADIO STATION</u>					
	STEVEN OWENS	DIRECTOR OF BROADCAST SERVICES	620100	41,330	
	STEVEN OWENS	CAREER SERVICE	620120	1,000	
				<b>Total</b>	42,330
				<b>DIVISION TOTAL</b>	4,132,106

			ACCT CODE	DEPT SALARY	TOTAL SALARY
VP INSTITUTIONAL ADVANCEMENT	<u>VP FOR INSTITUTIONAL ADVANCEMENT</u>				
	MARY LACKIE	VP FOR INSTITUTIONAL ADVANCEMENT	620100	178,500	
	MARY LACKIE	CAREER SERVICE	620120	1,200	
			<b>Total</b>	179,700	
	<u>OFFICE FOR INSTITUTIONAL ADVANCEMENT</u>				
	MAEGAN DYSON	ASSISTANT VP FOR DEVELOPMENT	620100	86,700	
	HALEY FOWLER	SENIOR DIRECTOR OF ANNUAL GIVING	620100	71,400	
	GUNNAR BARTLETT	DIRECTOR OF DEVELOPMENT	620100	27,321	53,570
	PHILIP WHITING	ASSISTANT ATHLETIC DIRECTOR FOR DEVELOPMENT	620100	73,144	
	AUSTIN HOPPER	DIRECTOR OF DEVELOPMENT	620100	21,357	45,900
	JOAN SHOFNER	ASSISTANT VP/CAMPAIGN MANAGER	620100	88,082	
	MATHILDA HATFIELD	DIRECTOR OF DEVELOPMENT	620100	31,994	58,650
	COREY THRONEBERRY	SENIOR DIRECTOR OF DEVELOPMENT	620100	36,414	71,400
	BRANDI ROBERTSON	ASSISTANT DIRECTOR OF ADVANCEMENT SERVICES	620100	40,800	
	GREG WEBER	SENIOR DIRECTOR OF DEVELOPMENT/ASSISTANT DIRECTOR OF PLANNED GIVING	620100	36,414	71,400
	BETH ADAIR	EXECUTIVE ASSISTANT TO THE VP/DIRECTOR OF DONOR RELATIONS	620100	43,268	
	BRADLEY TEAGUE	ATHLETIC DIRECTOR	620100	41,296	165,186
	NATHAN BROWN	HEAD COACH FOOTBALL	620100	36,598	209,131
	VACANT	SENIOR DIRECTOR OF DEVELOPMENT	620100	63,192	70,000
				697,980	
	HALEY FOWLER	CAREER SERVICE	620120	1,000	
	MAEGAN DYSON	CAREER SERVICE	620120	800	
	JOAN SHOFNER	CAREER SERVICE	620120	800	
	MATHILDA HATFIELD	CAREER SERVICE	620120	655	1,200
	BRADLEY TEAGUE	CAREER SERVICE	620120	250	1,000
	NATHAN BROWN	CAREER SERVICE	620120	140	800
				3,645	
	VACANT	COMPUTER SUPPORT SPECIALIST	630100	36,994	
	TRACY MONIN	HE INST PROGRAM COORDINATOR	630100	32,131	
				69,125	
			<b>Total</b>	770,750	
	<u>OFFICE OF ALUMNI RELATIONS</u>				
	ALISON TAYLOR	EXECUTIVE DIRECTOR OF ALUMNI RELATIONS	620100	74,308	
	MORGAN DRAYTON	ASSISTANT DIRECTOR OF ALUMNI RELATIONS	620100	38,271	
				112,579	
	ALISON TAYLOR	CAREER SERVICE	620120	800	
			<b>Total</b>	113,379	
	<u>UNIVERSITY MARKETING &amp; COMMUNICATIONS</u>				
	RICHARD HANCOCK	DIRECTOR OF CAMPAIGN COMMUNICATIONS	620100	82,263	
	KIMBERLY KLOTZ	DIRECTOR OF MARKETING	620100	55,074	
	VACANT	DIRECTOR OF COMMUNICATION	620100	60,076	
	MARK HEFFINGTON	EXECUTIVE DIRECTOR OF MARKETING & COMMUNICATIONS	620100	74,765	
	KRISTEN SPICKARD	GRAPHIC DESIGNER	620100	41,208	
	ERICA RUBLE	OPERATIONS & FINANCE MANAGER	620100	46,920	
	JARED CRAIG	DIGITAL MEDIA SPECIALIST	620100	45,000	
	JOSEPH CRAIN	MEDIA PRODUCER/VIDEOGRAPHER	620100	39,270	
	SETH FOLEY	PHOTOGRAPHER	620100	43,276	

			ACCT CODE	DEPT SALARY	TOTAL SALARY
VP INSTITUTIONAL ADVANCEMENT	EDWIN HOOPER	DIRECTOR OF BRANDING & STRATEGIC COMMUNICATION	620100	16,983	45,900
	STEVEN EAST	ASSISTANT DIRECTOR FOR MEDIA RELATIONS	620100	6,451	56,990
	CHAD SMITH	ASSISTANT SPORTS INFORMATION DIRECTOR	620100	10,694	31,620
				521,980	
	RICHARD HANCOCK	CAREER SERVICE	620120	1,500	
	KIMBERLY KLOTZ	CAREER SERVICE	620120	800	
	MARK HEFFINGTON	CAREER SERVICE	620120	1,000	
	ERICA RUBLE	CAREER SERVICE	620120	800	
	STEVEN EAST	CAREER SERVICE	620120	170	1,500
				4,270	
	VACANT	WRITER/EDITOR	630100	33,554	
			<b>Total</b>	559,804	
			<b>DIVISION TOTAL</b>	1,623,633	

VP INFORMATION TECHNOLOGY	VP INFORMATION TECHNOLOGY <u>BASE SALARY DOES NOT INCLUDE SHIFT</u>		ACCT CODE	DEPT SALARY	TOTAL SALARY
	TREVOR SEIFERT	VP/CHIEF INFORMATION OFFICER	620100	178,500	
	TERRY BREWER	DIRECTOR OF COMPUTER SERVICES	620100	91,837	
	KEVIN CARMICAL	DIRECTOR OF INFORMATION SECURITY	620100	74,060	
	WAYNE LUNS福德	DIRECTOR OF NETWORKING	620100	72,283	
	TIM ROACH	DIRECTOR OF PROGRAM MANAGEMENT	620100	74,000	
	ERIC JENKINSON	APPLICATIONS ADMINISTRATOR	620100	56,661	
	RICKY GREEN	LEAD NETWORK ENGINEER	620100	60,588	
	SCOTT WEAVER	SYSTEM ADMINISTRATOR - DIRECTORY SERVICES	620100	56,404	
	LEE STEVENS	ERP SYSTEM ADMINISTRATOR	620100	73,196	
	CORDELL DIELMANN	MANAGER OF USER SUPPORT	620100	62,205	
	PHILLIP ARNOLD	LEAD SYSTEMS ADMINISTRATOR	620100	80,516	
	TONYA MCKINNEY	PROJECT/PROGRAM SPECIALIST	620100	61,715	
	JASON COLE	LEAD APPLICATION ADMINSTRATOR	620100	70,300	
				<u>1,012,265</u>	
	TERRY BREWER	CAREER SERVICE	620120	1,500	
	KEVIN CARMICAL	CAREER SERVICE	620120	1,200	
	WAYNE LUNS福德	CAREER SERVICE	620120	1,500	
	LEE STEVENS	CAREER SERVICE	620120	1,500	
	CORDELL DIELMANN	CAREER SERVICE	620120	1,000	
	PHILLIP ARNOLD	CAREER SERVICE	620120	1,000	
	TONYA MCKINNEY	CAREER SERVICE	620120	1,200	
	JASON COLE	CAREER SERVICE	620120	1,000	
				<u>9,900</u>	
	RICHARD SHUMATE	SYSTEMS ADMINISTRATOR - DIRECTORY SERVICES	630100	52,540	
	MICHAEL WIDENER	SYSTEMS ADMINISTRATOR - DIRECTORY SERVICES	630100	47,904	
	O'NEAL PAYNE	LEAD WIRELESS NETWORK ENGINEER	630100	54,395	
	DEONNA THORNTON	SYSTEM ADMINISTRATOR	630100	45,308	
	SUSAN HALL	SYSTEMS ANALYST	630100	55,746	
	JUDITH KINNISON	NETWORK SUPPORT ANALYST	630100	51,469	
	TEDRICK JOHNSON	NETWORK SUPPORT ANALYST	630100	51,469	
	KENNETH HOYT	FIELD TECHNICIAN	630100	37,087	
	JENNIFER BREWER	INSTRUCTIONAL TECHNOLOGIST	630100	46,359	
	DELOISE MOWDY	DATABASE ADMINISTRATOR	630100	57,516	
	TINA WELLS	DATABASE ADMINISTRATOR	630100	51,429	
	VACANT	ADMINISTRATIVE SPECIALIST III	630100	29,058	
	JEREMY BULLOCK	SENIOR SOFTWARE SUPPORT SPECIALIST	630100	56,313	
	JAMES POFF	SECURITY ENGINEER	630100	45,329	
	ALLEN HANEY	WIRELESS NETWORK ENGINEER	630100	44,081	
	KERMIT BAKER	SYSTEMS ADMINISTRATOR I	630100	45,106	
	MICHAEL WARHURST	NETWORK ENGINEER	630100	48,419	
	DOUG TISTLE	SOFTWARE SUPPORT ANALYST	630100	43,607	
	BRANDON MITCHELL	SOFTWARE SUPPORT ANALYST	630100	40,392	
	PAIGE DUTTON	DIRECTORY SERVICES ADMINISTRATOR	630100	41,208	
	CANDACE FISHER	COMPUTER SUPPORT ANALYST	630100	42,145	
	NEW POSITION	FIELD TECHNICIAN	630100	32,249	
	TIFFANY HALL	HELP DESK TECHNICIAN	630100	30,906	
	ANITA MAHATHAY	HELP DESK TECHNICIAN	630100	31,936	
	JOHN REMPE	HELP DESK TECHNICIAN	630100	30,906	
	TOBY PATRICK	COMPUTER SUPPORT TECHNICIAN	630100	33,115	
	ROBERT BLAND	COMPUTER SUPPORT TECHNICIAN	630100	35,199	
	DAVID HAMILTON	COMPUTER SUPPORT TECHNICIAN	630100	35,199	

			ACCT CODE	DEPT SALARY	TOTAL SALARY
VP INFORMATION TECHNOLOGY	GINO KRAUS	HELP DESK TECHNICIAN	630100	31,100	
	MARY JACKSON	COMPUTER SUPPORT TECHNICIAN	630100	37,517	
	JOCELYN WHITE	SOFTWARE SUPPORT SPECIALIST	630100	35,730	
				<u>1,320,737</u>	
	O'NEAL PAYNE	CAREER SERVICE	630120	800	
	SUSAN HALL	CAREER SERVICE	630120	1,200	
	JUDITH KINNISON	CAREER SERVICE	630120	1,200	
	TEDRICK JOHNSON	CAREER SERVICE	630120	1,200	
	DELOISE MOWDY	CAREER SERVICE	630120	1,500	
	TINA WELLS	CAREER SERVICE	630120	800	
	JEREMY BULLOCK	CAREER SERVICE	630120	1,200	
	MICHAEL WARHURST	CAREER SERVICE	630120	1,200	
	DOUG TISTLE	CAREER SERVICE	630120	800	
	CANDACE FISHER	CAREER SERVICE	630120	1,000	
	TOBY PATRICK	CAREER SERVICE	630120	800	
	ROBERT BLAND	CAREER SERVICE	630120	1,000	
	DAVID HAMILTON	CAREER SERVICE	630120	800	
	MARY JACKSON	CAREER SERVICE	630120	1,500	
	JOCELYN WHITE	CAREER SERVICE	630120	<u>1,000</u>	
				16,000	
		SHIFT DIFFERENTIAL	630125	2,500	
			<b>Total</b>	2,361,402	
<u>AUDIO VISUAL</u>					
	MATTHEW TANNER	CLASSROOM TECHNOLOGY COORDINATOR	630100	41,196	
	MATTHEW TANNER	CAREER SERVICE	630120	1,000	
			<b>Total</b>	42,196	
<b>DIVISION TOTAL</b>					2,403,598



			ACCT CODE	DEPT SALARY	TOTAL SALARY
ATHLETIC DIRECTOR	<b><u>ATHLETICS ADMINISTRATION</u></b>				
	BRADLEY TEAGUE	ATHLETIC DIRECTOR	620100	123,890	165,186
	AUSTIN HOPPER	DIRECTOR OF DEVELOPMENT	620100	24,543	45,900
	NATALIE SHOCK	ASSISTANT COMPLIANCE COORDINATOR	620100	59,819	
	DALTON WITHROW	DIRECTOR OF EQUIPMENT OPERATIONS	620100	36,394	
	MACKENZIE MAGWIRE	DIRECTOR OF MARKETING & PROMOTIONS	620100	51,000	
				<u>295,646</u>	
	BRADLEY TEAGUE	CAREER SERVICE	620120	750	1,000
	NATALIE SHOCK	CAREER SERVICE	620120	<u>1,500</u>	
				2,250	
	TRAVIS CRANE	TRAVEL FISCAL SUPPORT ANALYST	630100	14,333	29,251
	MILISA MOORE	HE INSTITUTIONS PROGRAM COORDINATOR	630100	33,584	
	HUNTER ROBERTS	ATHLETIC TICKET MANAGER	630100	30,600	
	VACANT	ADMINISTRATIVE SPECIALIST II	630100	26,094	
	FELICIA LEONARD	ADMINISTRATIVE SPECIALIST III	630100	<u>29,277</u>	
				133,888	
	MILISA MOORE	CAREER SERVICE	630120	1,000	
	FELICIA LEONARD	CAREER SERVICE	630120	<u>1,200</u>	
				2,200	
		TEAM PHYSICIAN	620115	6,000	
		CONTINGENCY RESERVE	620130	85,000	
		<b>Total</b>		524,984	
	<b><u>WOMENS STRENGTH TRAINING</u></b>				
	LINDSEY KIRSCHMAN	ASSISTANT STRENGTH AND CONDITIONING COACH	620100	31,684	
		<b>Total</b>		31,684	
	<b><u>SPORTS INFORMATION</u></b>				
	STEVEN EAST	ASSISTANT DIRECTOR FOR MEDIA RELATIONS	620100	50,539	56,990
	EDWIN HOOPER	DIRECTOR OF CREATIVE SERVICES FOR ATHLETICS	620100	28,917	45,900
	CHAD SMITH	ASSISTANT SPORTS INFORMATION DIRECTOR	620100	<u>20,926</u>	31,620
				100,382	
	STEVEN EAST	CAREER SERVICE	620120	1,330	1,500
		<b>Total</b>		101,712	
	<b><u>STADIUM</u></b>				
	DARRELL WALSH	SR ASSISTANT ATHLETIC DIR/OPERATIONS	620100	36,781	73,562
	GUNNAR BOYKIN	ASSISTANT COACH FOOTBALL/COORDINATOR	620100	<u>23,783</u>	47,565
				60,564	
	DARRELL WALSH	CAREER SERVICE	620120	750	1,500
		ELECTRICIAN	620115	1,020	
		<b>Total</b>		62,334	

			ACCT CODE	DEPT SALARY	TOTAL SALARY
ATHLETIC DIRECTOR	<b><u>STRENGTH &amp; CONDITIONING</u></b>				
	ALEX FOTIOO	HEAD COACH	620100	48,476	
			<b>Total</b>	48,476	
	<b><u>FOOTBALL</u></b>				
	NATHAN BROWN	HEAD COACH FOOTBALL	620100	172,533	209,131
	TONY DAVIS	ASSISTANT COACH FOOTBALL	620100	51,510	
	CHAZMON SCALES	ASSISTANT COACH FOOTBALL	620100	44,625	
	MATTHEW KITCHENS	ASSISTANT COACH FOOTBALL	620100	81,600	
	KENNETH COLLUMS	ASSISTANT COACH FOOTBALL	620100	92,718	
	ROBERT POLK	ASSISTANT COACH FOOTBALL	620100	32,130	
	VACANT	ASSISTANT COACH FOOTBALL	620100	31,500	
	BROOKS HOLLINGSWORTH	ASSISTANT COACH FOOTBALL	620100	51,510	
	RYAN HOWARD	ASSISTANT COACH FOOTBALL	620100	54,635	
	GUNNAR BOYKIN	ASSISTANT COACH FOOTBALL/COORDINATOR	620100	23,782	47,565
				636,543	
	NATHAN BROWN	CAREER SERVICE	620120	660	800
	BROOKS HOLLINGSWORTH	CAREER SERVICE	620120	1,500	
				2,160	
	STEPHANIE CRAIN	ADMINISTRATIVE SPECIALIST III	630100	28,455	
	STEPHANIE CRAIN	CAREER SERVICE	630120	1,200	
		NON-CLASSIFIED PART-TIME	620115	867	
			<b>Total</b>	669,225	
	<b><u>BASKETBALL - MEN</u></b>				
	ANTHONY BOONE	HEAD COACH	620100	149,379	
	VACANT	ASSISTANT COACH BASKETBALL	620100	81,600	
	BROCK WIDDERS	ASSISTANT COACH BASKETBALL	620100	51,000	
				281,979	
			<b>Total</b>	281,979	
	<b><u>BASEBALL - MEN</u></b>				
	ALLEN GUM	HEAD COACH BASEBALL	620100	87,902	
	NICK HARLAN	ASSISTANT COACH BASEBALL	620100	54,938	
	JUSTIN CUNNINGHAM	ASSISTANT COACH BASEBALL	620100	24,725	
				167,565	
	ALLEN GUM	CAREER SERVICE	620120	1,000	
			<b>Total</b>	168,565	
	<b><u>CROSS COUNTRY - MEN</u></b>				
	RICHARD MARTIN JR.	ASSOCIATE DIRECTOR OF ATHLETICS	620100	24,225	96,900
	BEAU THERIOT	INTERIM HEAD COACH CROSS COUNTRY	620100	8,658	34,630
				32,883	
	RICHARD MARTIN JR.	CAREER SERVICE	620120	375	1,500
			<b>Total</b>	33,258	

			ACCT CODE	DEPT SALARY	TOTAL SALARY
ATHLETIC DIRECTOR	<b><u>TRACK &amp; FIELD- MEN</u></b> RICHARD MARTIN JR. BEAU THERIOT	ASSOCIATE DIRECTOR OF ATHLETICS	620100	24,225	96,900
		INTERIM HEAD COACH CROSS COUNTRY	620100	8,658	34,630
				32,883	
	RICHARD MARTIN JR.	CAREER SERVICE	620120	375	1,500
			<b>Total</b>	33,258	
	<b><u>GOLF - MEN</u></b> STEVE RUNGE	HEAD COACH GOLF	620100	57,093	
			<b>Total</b>	57,093	
	<b><u>SOCCER - MEN</u></b> VACANT MATTHEW TAPHORN	HEAD COACH SOCCER	620100	56,702	
		ASSISTANT COACH SOCCER	620100	35,790	
				92,492	
	VACANT	CAREER SERVICE	620120	800	
			<b>Total</b>	93,292	
	<b><u>BASKETBALL - WOMEN</u></b> SANDRA RUSHING KENISHA HENRY VACANT	HEAD COACH WOMENS BASKETBALL	620100	123,624	
		ASSISTANT COACH WOMENS BASKETBALL	620100	43,860	
		ASSISTANT COACH WOMENS BASKETBALL	620100	45,900	
				213,384	
	SANDRA RUSHING	CAREER SERVICE	620120	800	
			<b>Total</b>	214,184	
	<b><u>SOFTBALL - WOMEN</u></b> DAVID KUHN JENNIFER PARSONS CHRISTOPHER WATFORD	HEAD COACH SOFTBALL	620100	65,792	
		ASSISTANT COACH SOFTBALL	620100	47,167	
		ASSISTANT COACH SOFTBALL	620100	34,680	
				147,639	
	DAVID KUHN	CAREER SERVICE	620120	800	
	JENNIFER PARSONS	CAREER SERVICE	620120	800	
				1,600	
			<b>Total</b>	149,239	
	<b><u>CROSS COUNTRY - WOMEN</u></b> RICHARD MARTIN JR. BEAU THERIOT GREY HOWARD	ASSOCIATE DIRECTOR OF ATHLETICS	620100	24,225	96,900
		INTERIM HEAD COACH CROSS COUNTRY	620100	8,657	34,630
		ASSISTANT COACH CROSS COUNTRY	620100	30,600	
				63,482	
	RICHARD MARTIN JR.	CAREER SERVICE	620120	375	1,500
			<b>Total</b>	63,857	

			ACCT CODE	DEPT SALARY	TOTAL SALARY
ATHLETIC DIRECTOR	<b><u>TRACK &amp; FIELD- WOMEN</u></b>				
	RICHARD MARTIN JR.	ASSOCIATE DIRECTOR OF ATHLETICS	620100	24,225	96,900
	BEAU THERIOT	INTERIM HEAD COACH CROSS COUNTRY	620100	8,657	34,630
	ETHAN TURPEN	ASSISTANT COACH CROSS COUNTRY	620100	31,839	
				64,721	
	RICHARD MARTIN JR.	CAREER SERVICE	620120	375	1,500
			<b>Total</b>	65,096	
	<b><u>GOLF - WOMEN</u></b>				
	NATASHA VINCENT	HEAD COACH WOMENS GOLF	620100	57,093	
			<b>Total</b>	57,093	
	<b><u>SOCCER - WOMEN</u></b>				
	JEREMY BISHOP	HEAD COACH WOMENS SOCCER	620100	58,857	
	DEREK NICHOLS	ASSISTANT COACH WOMENS SOCCER/INSTRUCTOR	620100	44,137	
				102,994	
	JEREMY BISHOP	CAREER SERVICE	620120	800	
	DEREK NICHOLS	CAREER SERVICE	620120	800	
				1,600	
			<b>Total</b>	104,594	
	<b><u>TENNIS-WOMEN</u></b>				
	CASEY WHARTON	HEAD COACH WOMENS TENNIS/INSTRUCTOR	620100	37,703	
			<b>Total</b>	37,703	
	<b><u>VOLLEYBALL - WOMEN</u></b>				
	JOHN NEWBERRY	HEAD COACH VOLLEYBALL	620100	61,200	
	MARISSA CLEMENTS	ASSOCIATE HEAD COACH VOLLEYBALL	620100	42,840	
	ALEXIS MACLEAN	ASSISTANT COACH VOLLEYBALL	620100	33,660	
				137,700	
			<b>Total</b>	137,700	
	<b><u>BEACH VOLLEYBALL</u></b>				
	AUTUMN ERICKSON	HEAD COACH BEACH VOLLEYBALL	620100	36,154	
			<b>Total</b>	36,154	
<b>DIVISION TOTAL</b>				2,971,480	

## SALARY INDEX

TITLE	PAGE
AACSB SUPPORT	28
ACADEMIC ADVISING CENTER	50
ACCOUNTING	28
ADMISSIONS & ENROLLMENT SERVICES	48
AR CODING ACADEMY	55
ASSESSMENT & GENERAL EDUCATION	48
ASSOCIATE PROVOST	28
ASSOCIATE VP FOR ENROLLMENT MANAGEMENT	48
ASSOCIATE VP FOR INSTITUTIONAL DIVERSITY	70
ATHLETIC ACADEMIC ADVISING	50
ATHLETICS ADMINISTRATION	79
AUDIO VISUAL	78
BASEBALL-MEN	80
BASKETBALL-MEN	80
BASKETBALL-WOMEN	81
BEACH VOLLEYBALL	82
BEARCARD SYSTEM	67
BIOLOGY	44
BOOKSTORE	66
BUDGET OFFICE	63
BUILDING MAINTENANCE	59
BUSINESS COLLABORATIONS	49
CANDIDATE SERVICES & FIELD EXPERIENCE	32
CAREER SERVICES	70
CENTER FOR COMMUNITY AND ECONOMIC DEVELOPMENT	56
CENTER FOR EXCELLENCE IN TEACHING & ACADEMIC LEADERSHIP	48
CENTER FOR LEADERSHIP DEVELOPMENT	72
CHANNEL 6	34
CHEMISTRY & BIOCHEMISTRY	45

<b>TITLE</b>	<b>PAGE</b>
CHIEF OF STAFF	26
CHILD STUDY CENTER	31
COLLEGE SQUARE RETIREMENT CENTER	68
COMMENCEMENT	49
COMPLIANCE OFFICE FOR FINANCE & ADMINISTRATION	64
COMPUTER INFORMATION SYSTEMS & ANALYTICS	30
COMPUTER SCIENCE & ENGINEERING	46
CONTINGENCY RESERVE	64
CONTINGENCY RESERVE-E&G BUDGET RESERVE	64
COOPERATIVE EDUCATION PROGRAM	71
COUNSELING CENTER	70
CROSS COUNTRY-MEN	80
CROSS COUNTRY-WOMEN	81
CUSTODIAL CARE	60
DEAN OF STUDENTS	71
DEAN/ARTS, HUMANITIES, & SOCIAL SCIENCES	33
DEAN/BUSINESS	28
DEAN/EDUCATION	30
DEAN/GRADUATE SCHOOL	54
DEAN/HEALTH & BEHAVIORAL SCIENCES	39
DEAN/NATURAL SCIENCE & MATH	44
DEPARTMENT OF ART & DESIGN	33
DEPARTMENT OF COMMUNICATION SCIENCE & DISORDERS	43
DEPARTMENT OF ELEMENTARY, LITERACY AND SPECIAL EDUCATION	31
DEPARTMENT OF NUTRITION & FAMILY SCIENCES	39
DEPARTMENT OF STUDENT TRANSITIONS	51
DISABILITY RESOURCE CENTER	71
DIVERSITY AND COMMUNITY	72
DRC TRANSPORTATION	71
ECONOMICS	29

<b>TITLE</b>	<b>PAGE</b>
ENGLISH	36
ENVIRONMENTAL HEALTH & SAFETY	58
EXECUTIVE VICE PRESIDENT & PROVOST	28
EXERCISE & SPORT SCIENCE	40
FILM, THEATRE, & CREATIVE WRITING	34
FINANCIAL ACCOUNTING	64
FOOD SERVICE CAFETERIA	68
FOOTBALL	80
GENERAL HOUSING MAINTENANCE	67
GEOGRAPHY	47
GOLF-MEN	81
GOLF-WOMEN	82
GRANTS & CONTRACTS ACCOUNTING	64
GROUNDS MAINTENANCE	61
HEALTH SCIENCES	40
HISTORY	37
HONORS COLLEGE	49
HOUSING OFFICE	66
HPER RECREATION	72
HUMAN RESOURCES & RISK MANAGEMENT	27
INSTITUTIONAL RESEARCH	56
INTENSIVE ENGLISH	39
INTERNAL AUDITOR	25
INTERNATIONAL ENGAGEMENT	56
INTRAMURALS	73
INVENTORY	65
J.D. FARRIS FIELDS	73
LANGUAGES, LINGUISTICS, LITERATURES, AND CULTURES	38
LEADERSHIP STUDIES	32
LEARNING COMMUNITIES	51

<b>TITLE</b>	<b>PAGE</b>
LEGAL COUNSEL & FEES	25
LIBRARY 24/5 PROJECT	53
MARKETING/MANAGEMENT	29
MASHBURN INSTITUTE	31
MASTER BUSINESS ADMINISTRATION	30
MATHEMATICS	46
MILITARY SCIENCE	44
MOTOR POOL	62
MOVING	62
MUSIC	35
NCATE	31
OCCUPATIONAL THERAPY	42
OFFICE FOR INSTITUTIONAL ADVANCEMENT	75
OFFICE OF ALUMNI RELATIONS	75
OFFICE OF STUDENT SUCCESS	49
OUTREACH AND COMMUNITY ENGAGEMENT-ADMINISTRATION	54
OUTREACH AND COMMUNITY ENGAGEMENT-CAMPS AND CONFERENCES	55
OUTREACH AND COMMUNITY ENGAGEMENT-NON-CREDIT	55
PBX	63
PHILOSOPHY & RELIGION	37
PHYSICAL PLANT ADMINISTRATION	58
PHYSICAL THERAPY	42
PHYSICS & ASTRONOMY	47
POLITICAL SCIENCE	38
POST OFFICE	74
PRESIDENT'S OFFICE	25
PSYCHOLOGY/COUNSELING	43
PURCHASING	65
RADIATION SAFETY EQUIPMENT	47
RADIO STATION	74



<b>TITLE</b>	<b>PAGE</b>
REGISTRAR'S OFFICE	53
RESEARCH ADMINISTRATION	54
RESEARCH COMPLIANCE	56
REYNOLDS PERFORMANCE HALL	36
SCHOOL OF COMMUNICATION	35
SCHOOL OF NURSING	41
SERVICE-LEARNING	55
SHUTTLE BUS	63
SOCCER-MEN	81
SOCCER-WOMEN	82
SOCIOLOGY, CRIMINOLOGY, & ANTHROPOLOGY	38
SOFTBALL-WOMEN	81
SPONSORED PROGRAMS ADMINISTRATION	56
SPORTS INFORMATION	79
STADIUM	79
STRENGTH & CONDITIONING	80
STUDENT ACCOUNTS	65
STUDENT CENTER	73
STUDENT FINANCIAL AID	57
STUDENT HEALTH SERVICES	74
STUDENT LIFE	72
STUDENT SUPPORT & RESOURCE CENTER	71
STUDENT WELLNESS AND DEVELOPMENT	72
SUMMER TEACHING SALARIES	54
TEACHING AND LEARNING	31
TECHNOLOGY LEARNING CENTER	32
TENNIS-WOMEN	82
TORREYSON LIBRARY	52
TRACK & FIELD-MEN	81
TRACK & FIELD-WOMEN	82

<b>TITLE</b>	<b>PAGE</b>
TRANSFER SERVICES	54
TUTORING SERVICES	51
UCA ONLINE	49
UCA SPECIAL EVENTS	25
UCA STEM INSTITUTE	47
UNIVERSITY MARKETING & COMMUNICATIONS	75
UNIVERSITY POLICE	26
UNIVERSITY TESTING	52
UNIVERSITY TRAINING	70
VETERAN SERVICES	53
VOLLEYBALL-WOMEN	82
VP FINANCE & ADMINISTRATION	58
VP FOR INSTITUTIONAL ADVANCEMENT	75
VP INFORMATION TECHNOLOGY	77
VP STUDENT SERVICES & INSTITUTIONAL DIVERSITY	70
WAREHOUSE	63
WELLNESS COORDINATOR	27
WOMENS STRENGTH TRAINING	79



201 Donaghey Avenue • Conway, Arkansas 72035 • [uca.edu](http://uca.edu)