


Single Assessment Institution-Level Pass Rate Data: *Alternative Teacher Preparation Program Within IHE*


	HEOA - Title II 2016 - 2017 Academic Year
	Institution Name
	Institution Code
	State

UNIVERSITY CENTRAL ARKANSAS
6012
Arkansas

February 5, 2018

Assessment Information ¹	Group	Number Taking Assessment	Number Passing Assessment	Institutional Pass Rate	Institutional Average Scaled Score	Assessment Cut Score ²	Statewide				
							Number Taking Assessment	Number Passing Assessment	Statewide Pass Rate	Statewide Average Scaled Score	
AGRICULTURE (DISCONTINUED) (0700) Test Company: ETS Score Range: 250-990	All enrolled students who have completed all nonclinical courses, 2016-17										
	Other enrolled students, 2016-17										
	All program completers, 2016-17										
	All program completers, 2015-16										
	All program completers, 2014-15	1				510	2				
AGRICULTURE (5701) Test Company: ETS Score Range: 100-200	All enrolled students who have completed all nonclinical courses, 2016-17										
	Other enrolled students, 2016-17										
	All program completers, 2016-17						1				
	All program completers, 2015-16										
	All program completers, 2014-15										
ART CONTENT AND ANALYSIS (5135) Test Company: ETS Score Range: 100-200	All enrolled students who have completed all nonclinical courses, 2016-17										
	Other enrolled students, 2016-17	3				161	6				
	All program completers, 2016-17	3				161	10	10	100%	168	
	All program completers, 2015-16	4				161	7				
	All program completers, 2014-15	5				161	15	15	100%	168	
ART CONTENT KNOWLEDGE (5134) Test Company: ETS Score Range: 100-200	All enrolled students who have completed all nonclinical courses, 2016-17						2				
	Other enrolled students, 2016-17	3				158	9				
	All program completers, 2016-17						1				
	All program completers, 2015-16										
	All program completers, 2014-15										


Single Assessment Institution-Level Pass Rate Data: Alternative Teacher Preparation Program Within IHE

	HEOA - Title II 2016 - 2017 Academic Year
	Institution Name UNIVERSITY CENTRAL ARKANSAS
	Institution Code 6012
	State Arkansas

February 5, 2018

Assessment Information ¹	Group	Number Taking Assessment	Number Passing Assessment	Institutional Pass Rate	Institutional Average Scaled Score	Assessment Cut Score ²	Statewide			
							Number Taking Assessment	Number Passing Assessment	Statewide Pass Rate	Statewide Average Scaled Score
BIOLOGY CONTENT KNOWLEDGE (0235) Test Company: ETS Score Range: 100-200	All enrolled students who have completed all nonclinical courses, 2016-17						1			
	Other enrolled students, 2016-17	8				142	32	29	91%	157
	All program completers, 2016-17	7				142	28	28	100%	157
	All program completers, 2015-16	6				142	21	21	100%	161
	All program completers, 2014-15	9				142	25	25	100%	158
BUSINESS ED CONTENT KNOWLEDGE (5101) Test Company: ETS Score Range: 100-200	All enrolled students who have completed all nonclinical courses, 2016-17						2			
	Other enrolled students, 2016-17	3				154	10	8	80%	172
	All program completers, 2016-17	6				154	27	27	100%	171
	All program completers, 2015-16	8				154	18	18	100%	171
	All program completers, 2014-15	5				154	14	14	100%	174
CHEMISTRY CONTENT KNOWLEDGE (0245) Test Company: ETS Score Range: 100-200	All enrolled students who have completed all nonclinical courses, 2016-17						2			
	Other enrolled students, 2016-17	1				150	3			
	All program completers, 2016-17						2			
	All program completers, 2015-16									
	All program completers, 2014-15									
CHINESE (MANDARIN) WORLD LANGUAGE (5665) Test Company: ETS Score Range: 100-200	All enrolled students who have completed all nonclinical courses, 2016-17									
	Other enrolled students, 2016-17						1			
	All program completers, 2016-17									
	All program completers, 2015-16									
	All program completers, 2014-15									

Single Assessment Institution-Level Pass Rate Data: Alternative Teacher Preparation Program Within IHE

	HEOA - Title II 2016 - 2017 Academic Year
	Institution Name
	Institution Code
	State

UNIVERSITY CENTRAL ARKANSAS
6012
Arkansas

February 5, 2018

Assessment Information ¹	Group	Number Taking Assessment	Number Passing Assessment	Institutional Pass Rate	Institutional Average Scaled Score	Assessment Cut Score ²	Statewide			
							Number Taking Assessment	Number Passing Assessment	Statewide Pass Rate	Statewide Average Scaled Score
COMPUTER SCIENCE (5651) Test Company: ETS Score Range: 100-200	All enrolled students who have completed all nonclinical courses, 2016-17									
	Other enrolled students, 2016-17						1			
	All program completers, 2016-17									
	All program completers, 2015-16									
	All program completers, 2014-15									
CORE ACADEMIC SKILLS FOR ED: MATH (5732) Test Company: ETS Score Range: 100-200	All enrolled students who have completed all nonclinical courses, 2016-17						55	51	93%	167
	Other enrolled students, 2016-17	169	152	90%	167	150	544	447	82%	162
	All program completers, 2016-17	59	58	98%	174	150	208	201	97%	169
	All program completers, 2015-16	34	34	100%	169	150	100	97	97%	167
	All program completers, 2014-15	10	10	100%	172	150	35	34	97%	170
CORE ACADEMIC SKILLS FOR ED: READING (5712) Test Company: ETS Score Range: 100-200	All enrolled students who have completed all nonclinical courses, 2016-17						55	55	100%	184
	Other enrolled students, 2016-17	168	168	100%	187	156	539	523	97%	183
	All program completers, 2016-17	59	59	100%	190	156	210	210	100%	187
	All program completers, 2015-16	35	35	100%	185	156	102	102	100%	187
	All program completers, 2014-15	10	10	100%	190	156	33	33	100%	189
CORE ACADEMIC SKILLS FOR ED: WRITING (5722) Test Company: ETS Score Range: 100-200	All enrolled students who have completed all nonclinical courses, 2016-17						57	55	96%	171
	Other enrolled students, 2016-17	170	163	96%	173	162	545	479	88%	169
	All program completers, 2016-17	61	61	100%	176	162	222	218	98%	173
	All program completers, 2015-16	34	34	100%	175	162	103	102	99%	173
	All program completers, 2014-15	10	10	100%	173	162	33	33	100%	174

Single Assessment Institution-Level Pass Rate Data: *Alternative Teacher Preparation Program Within IHE*



**HEOA - Title II
2016 - 2017 Academic Year**

Institution Name	UNIVERSITY CENTRAL ARKANSAS
Institution Code	6012
State	Arkansas

February 5, 2018

Assessment Information ¹	Group	Number Taking Assessment	Number Passing Assessment	Institutional Pass Rate	Institutional Average Scaled Score	Assessment Cut Score ²	Statewide				
							Number Taking Assessment	Number Passing Assessment	Statewide Pass Rate	Statewide Average Scaled Score	
EARLY CHILDHOOD CONTENT KNOWLEDGE (5022) Test Company: ETS Score Range: 100-200	All enrolled students who have completed all nonclinical courses, 2016-17										
	Other enrolled students, 2016-17	1				157	3				
	All program completers, 2016-17						3				
	All program completers, 2015-16	17	17	100%	176	157	41	41	100%	174	
	All program completers, 2014-15	38	38	100%	177	157	92	92	100%	176	
EARLY CHILDHOOD EDUCATION (5025) Test Company: ETS Score Range: 100-200	All enrolled students who have completed all nonclinical courses, 2016-17										
	Other enrolled students, 2016-17						1				
	All program completers, 2016-17										
	All program completers, 2015-16										
	All program completers, 2014-15										
EARTH AND SPACE SCIENCES - CK (5571) Test Company: ETS Score Range: 100-200	All enrolled students who have completed all nonclinical courses, 2016-17										
	Other enrolled students, 2016-17										
	All program completers, 2016-17						1				
	All program completers, 2015-16						5				
	All program completers, 2014-15	2				145	9				
EDUCATION OF YOUNG CHILDREN (5024) Test Company: ETS Score Range: 100-200	All enrolled students who have completed all nonclinical courses, 2016-17						1				
	Other enrolled students, 2016-17						9				
	All program completers, 2016-17						2				
	All program completers, 2015-16										
	All program completers, 2014-15										

Single Assessment Institution-Level Pass Rate Data: *Alternative Teacher Preparation Program Within IHE*




**HEOA - Title II
2016 - 2017 Academic Year**

Institution Name	UNIVERSITY CENTRAL ARKANSAS
Institution Code	6012
State	Arkansas

February 5, 2018

Assessment Information ¹	Group	Number Taking Assessment	Number Passing Assessment	Institutional Pass Rate	Institutional Average Scaled Score	Assessment Cut Score ²	Statewide			
							Number Taking Assessment	Number Passing Assessment	Statewide Pass Rate	Statewide Average Scaled Score
ELEM ED MULTI SUBJ MATHEMATICS (5003) Test Company: ETS Score Range: 100-200	All enrolled students who have completed all nonclinical courses, 2016-17						5			
	Other enrolled students, 2016-17	7				157	36	33	92%	169
	All program completers, 2016-17						10	10	100%	178
	All program completers, 2015-16									
	All program completers, 2014-15									
ELEM ED MULTI SUBJ READING LANG ARTS (5002) Test Company: ETS Score Range: 100-200	All enrolled students who have completed all nonclinical courses, 2016-17						5			
	Other enrolled students, 2016-17	7				157	36	34	94%	166
	All program completers, 2016-17						10	10	100%	171
	All program completers, 2015-16									
	All program completers, 2014-15									
ELEM ED MULTI SUBJ SCIENCES (5005) Test Company: ETS Score Range: 100-200	All enrolled students who have completed all nonclinical courses, 2016-17						5			
	Other enrolled students, 2016-17	6				159	35	33	94%	168
	All program completers, 2016-17						10	10	100%	171
	All program completers, 2015-16									
	All program completers, 2014-15									
ELEM ED MULTI SUBJ SOCIAL STUDIES (5004) Test Company: ETS Score Range: 100-200	All enrolled students who have completed all nonclinical courses, 2016-17						5			
	Other enrolled students, 2016-17	6				155	35	34	97%	166
	All program completers, 2016-17						11	11	100%	169
	All program completers, 2015-16									
	All program completers, 2014-15									

Single Assessment Institution-Level Pass Rate Data: Alternative Teacher Preparation Program Within IHE

	HEOA - Title II 2016 - 2017 Academic Year
	Institution Name
	Institution Code
	State

UNIVERSITY CENTRAL ARKANSAS
6012
Arkansas

February 5, 2018

Assessment Information ¹	Group	Number Taking Assessment	Number Passing Assessment	Institutional Pass Rate	Institutional Average Scaled Score	Assessment Cut Score ²	Statewide			
							Number Taking Assessment	Number Passing Assessment	Statewide Pass Rate	Statewide Average Scaled Score
ENG LANG LIT COMP CONTENT & ANALYSIS (DISC) (5044) Test Company: ETS Score Range: 100-200	All enrolled students who have completed all nonclinical courses, 2016-17									
	Other enrolled students, 2016-17									
	All program completers, 2016-17						4			
	All program completers, 2015-16	7				166	19	18	95%	181
	All program completers, 2014-15	6				166	30	30	100%	180
ENG LANG LIT COMP PEDAGOGY (DISCONTINUED) (0043) Test Company: ETS Score Range: 100-200	All enrolled students who have completed all nonclinical courses, 2016-17									
	Other enrolled students, 2016-17									
	All program completers, 2016-17									
	All program completers, 2015-16									
	All program completers, 2014-15						1			
ENGLISH LANGUAGE ARTS: CONTENT AND ANALYSIS (5039) Test Company: ETS Score Range: 100-200	All enrolled students who have completed all nonclinical courses, 2016-17						6			
	Other enrolled students, 2016-17	15	11	73%	172	168	45	37	82%	174
	All program completers, 2016-17	9				168	31	30	97%	174
	All program completers, 2015-16	2				168	9			
	All program completers, 2014-15						1			
FAMILY AND CONSUMER SCIENCES (DISCONTINUED 2) (5121) Test Company: ETS Score Range: 100-200	All enrolled students who have completed all nonclinical courses, 2016-17									
	Other enrolled students, 2016-17									
	All program completers, 2016-17	1				153	2			
	All program completers, 2015-16	4				153	5			
	All program completers, 2014-15	2				153	3			

Single Assessment Institution-Level Pass Rate Data: *Alternative Teacher Preparation Program Within IHE*




**HEOA - Title II
2016 - 2017 Academic Year**

Institution Name	UNIVERSITY CENTRAL ARKANSAS
Institution Code	6012
State	Arkansas

February 5, 2018

Assessment Information ¹	Group	Number Taking Assessment	Number Passing Assessment	Institutional Pass Rate	Institutional Average Scaled Score	Assessment Cut Score ²	Statewide				
							Number Taking Assessment	Number Passing Assessment	Statewide Pass Rate	Statewide Average Scaled Score	
FAMILY AND CONSUMER SCIENCES (5122) Test Company: ETS Score Range: 100-200	All enrolled students who have completed all nonclinical courses, 2016-17										
	Other enrolled students, 2016-17	4				153	9				
	All program completers, 2016-17	2				153	3				
	All program completers, 2015-16										
	All program completers, 2014-15										
HEALTH AND PE (DISC) (5856) Test Company: ETS Score Range: 100-200	All enrolled students who have completed all nonclinical courses, 2016-17										
	Other enrolled students, 2016-17										
	All program completers, 2016-17						2				
	All program completers, 2015-16	1				144	5				
	All program completers, 2014-15	3				144	14	14	100%	157	
HEALTH AND PE (5857) Test Company: ETS Score Range: 100-200	All enrolled students who have completed all nonclinical courses, 2016-17						4				
	Other enrolled students, 2016-17	5				155	26	21	81%	160	
	All program completers, 2016-17	4				155	19	19	100%	165	
	All program completers, 2015-16	2				155	15	15	100%	163	
	All program completers, 2014-15						4				
INTERDIS EARLY CHILD EDUCATION (5023) Test Company: ETS Score Range: 100-200	All enrolled students who have completed all nonclinical courses, 2016-17						1				
	Other enrolled students, 2016-17						8				
	All program completers, 2016-17						2				
	All program completers, 2015-16										
	All program completers, 2014-15										

Single Assessment Institution-Level Pass Rate Data: *Alternative Teacher Preparation Program Within IHE*


	HEOA - Title II 2016 - 2017 Academic Year
	Institution Name
	Institution Code
	State

UNIVERSITY CENTRAL ARKANSAS
6012
Arkansas

February 5, 2018

Assessment Information ¹	Group	Number Taking Assessment	Number Passing Assessment	Institutional Pass Rate	Institutional Average Scaled Score	Assessment Cut Score ²	Statewide				
							Number Taking Assessment	Number Passing Assessment	Statewide Pass Rate	Statewide Average Scaled Score	
LATIN (5601) Test Company: ETS Score Range: 100-200	All enrolled students who have completed all nonclinical courses, 2016-17										
	Other enrolled students, 2016-17										
	All program completers, 2016-17										
	All program completers, 2015-16										
	All program completers, 2014-15							1			
LIFE SCIENCE PEDAGOGY (0234) Test Company: ETS Score Range: 100-200	All enrolled students who have completed all nonclinical courses, 2016-17										
	Other enrolled students, 2016-17										
	All program completers, 2016-17										
	All program completers, 2015-16										
	All program completers, 2014-15							2			
MATH PROOFS MODELS PROBLEMS PART 1 (DISC) (0063) Test Company: ETS Score Range: 100-200	All enrolled students who have completed all nonclinical courses, 2016-17										
	Other enrolled students, 2016-17										
	All program completers, 2016-17										
	All program completers, 2015-16										
	All program completers, 2014-15	4				144	13	11	85%	157	
MATHEMATICS CONTENT KNOWLEDGE (DISC) (0061) Test Company: ETS Score Range: 100-200	All enrolled students who have completed all nonclinical courses, 2016-17										
	Other enrolled students, 2016-17	1				125	1				
	All program completers, 2016-17										
	All program completers, 2015-16	3				125	4				
	All program completers, 2014-15	4				125	11	11	100%	141	


Single Assessment Institution-Level Pass Rate Data: Alternative Teacher Preparation Program Within IHE

	HEOA - Title II 2016 - 2017 Academic Year
	Institution Name UNIVERSITY CENTRAL ARKANSAS
	Institution Code 6012
	State Arkansas

February 5, 2018

Assessment Information ¹	Group	Number Taking Assessment	Number Passing Assessment	Institutional Pass Rate	Institutional Average Scaled Score	Assessment Cut Score ²	Statewide			
							Number Taking Assessment	Number Passing Assessment	Statewide Pass Rate	Statewide Average Scaled Score
MATHEMATICS CONTENT KNOWLEDGE (5161) Test Company: ETS Score Range: 100-200	All enrolled students who have completed all nonclinical courses, 2016-17						1			
	Other enrolled students, 2016-17	12	6	50%	147	160	24	13	54%	151
	All program completers, 2016-17	4				160	12	12	100%	168
	All program completers, 2015-16						3			
	All program completers, 2014-15						1			
MATHEMATICS PEDAGOGY (DISC) (0065) Test Company: ETS Score Range: 100-200	All enrolled students who have completed all nonclinical courses, 2016-17									
	Other enrolled students, 2016-17									
	All program completers, 2016-17									
	All program completers, 2015-16									
	All program completers, 2014-15	1				135	3			
MIDDLE SCHOOL CONTENT KNOWLEDGE (5146) Test Company: ETS Score Range: 100-200	All enrolled students who have completed all nonclinical courses, 2016-17									
	Other enrolled students, 2016-17									
	All program completers, 2016-17									
	All program completers, 2015-16									
	All program completers, 2014-15	1				144	7			
MIDDLE SCHOOL ENG LANG ARTS (5047) Test Company: ETS Score Range: 100-200	All enrolled students who have completed all nonclinical courses, 2016-17						14	13	93%	167
	Other enrolled students, 2016-17	34	18	53%	164	164	72	40	56%	163
	All program completers, 2016-17	22	19	86%	168	164	44	36	82%	167
	All program completers, 2015-16	23	23	100%	171	164	51	47	92%	169
	All program completers, 2014-15	4				164	17	13	76%	167

Single Assessment Institution-Level Pass Rate Data: Alternative Teacher Preparation Program Within IHE

	HEOA - Title II 2016 - 2017 Academic Year
	Institution Name
	Institution Code
	State

UNIVERSITY CENTRAL ARKANSAS
6012
Arkansas

February 5, 2018

Assessment Information ¹	Group	Number Taking Assessment	Number Passing Assessment	Institutional Pass Rate	Institutional Average Scaled Score	Assessment Cut Score ²	Statewide			
							Number Taking Assessment	Number Passing Assessment	Statewide Pass Rate	Statewide Average Scaled Score
MIDDLE SCHOOL MATHEMATICS (5169) Test Company: ETS Score Range: 100-200	All enrolled students who have completed all nonclinical courses, 2016-17						6			
	Other enrolled students, 2016-17	24	16	67%	165	165	63	41	65%	165
	All program completers, 2016-17	17	13	76%	170	165	47	41	87%	170
	All program completers, 2015-16	16	14	88%	169	165	35	29	83%	168
	All program completers, 2014-15	7				165	20	16	80%	167
MIDDLE SCHOOL MULTI SUBJ ENG LANG ARTS (5142) Test Company: ETS Score Range: 100-200	All enrolled students who have completed all nonclinical courses, 2016-17									
	Other enrolled students, 2016-17	2				150	2			
	All program completers, 2016-17	2				150	5			
	All program completers, 2015-16	3				150	16	16	100%	174
	All program completers, 2014-15	12	12	100%	176	150	41	41	100%	175
MIDDLE SCHOOL MULTI SUBJ MATHEMATICS (5143) Test Company: ETS Score Range: 100-200	All enrolled students who have completed all nonclinical courses, 2016-17									
	Other enrolled students, 2016-17	1				143	1			
	All program completers, 2016-17	1				143	2			
	All program completers, 2015-16	2				143	11	9	82%	154
	All program completers, 2014-15	7				143	24	20	83%	157
MIDDLE SCHOOL MULTI SUBJ SCIENCES (5145) Test Company: ETS Score Range: 100-200	All enrolled students who have completed all nonclinical courses, 2016-17									
	Other enrolled students, 2016-17	2				143	2			
	All program completers, 2016-17	1				143	3			
	All program completers, 2015-16	2				143	8			
	All program completers, 2014-15	9				143	32	31	97%	154

Single Assessment Institution-Level Pass Rate Data: *Alternative Teacher Preparation Program Within IHE*




**HEOA - Title II
2016 - 2017 Academic Year**

Institution Name	UNIVERSITY CENTRAL ARKANSAS
Institution Code	6012
State	Arkansas

February 5, 2018

Assessment Information ¹	Group	Number Taking Assessment	Number Passing Assessment	Institutional Pass Rate	Institutional Average Scaled Score	Assessment Cut Score ²	Statewide				
							Number Taking Assessment	Number Passing Assessment	Statewide Pass Rate	Statewide Average Scaled Score	
MIDDLE SCHOOL MULTI SUBJ SOCIAL STUDIES (5144) Test Company: ETS Score Range: 100-200	All enrolled students who have completed all nonclinical courses, 2016-17										
	Other enrolled students, 2016-17	2				142	2				
	All program completers, 2016-17	2				142	3				
	All program completers, 2015-16	2				142	12	11	92%	154	
	All program completers, 2014-15	9				142	36	32	89%	154	
MIDDLE SCHOOL SCIENCE (DISCONTINUED) (0439) Test Company: ETS Score Range: 100-200	All enrolled students who have completed all nonclinical courses, 2016-17										
	Other enrolled students, 2016-17						1				
	All program completers, 2016-17	2				146	2				
	All program completers, 2015-16	6				146	12	12	100%	157	
	All program completers, 2014-15	4				146	12	12	100%	162	
MIDDLE SCHOOL SCIENCE (5440) Test Company: ETS Score Range: 100-200	All enrolled students who have completed all nonclinical courses, 2016-17						10	8	80%	156	
	Other enrolled students, 2016-17	14	10	71%	154	150	46	30	65%	151	
	All program completers, 2016-17	13	12	92%	161	150	41	36	88%	158	
	All program completers, 2015-16	7				150	23	20	87%	158	
	All program completers, 2014-15	1				150	4				
MIDDLE SCHOOL SOCIAL STUDIES (5089) Test Company: ETS Score Range: 100-200	All enrolled students who have completed all nonclinical courses, 2016-17						14	12	86%	160	
	Other enrolled students, 2016-17	19	15	79%	162	149	51	41	80%	160	
	All program completers, 2016-17	17	17	100%	165	149	41	40	98%	165	
	All program completers, 2015-16	15	15	100%	161	149	38	38	100%	164	
	All program completers, 2014-15	2				149	13	13	100%	166	

Single Assessment Institution-Level Pass Rate Data: Alternative Teacher Preparation Program Within IHE


	HEOA - Title II 2016 - 2017 Academic Year
	Institution Name
	Institution Code
	State

UNIVERSITY CENTRAL ARKANSAS
6012
Arkansas

February 5, 2018

Assessment Information ¹	Group	Number Taking Assessment	Number Passing Assessment	Institutional Pass Rate	Institutional Average Scaled Score	Assessment Cut Score ²	Statewide				
							Number Taking Assessment	Number Passing Assessment	Statewide Pass Rate	Statewide Average Scaled Score	
MUSIC CONTENT & INSTRUCTION (5114) Test Company: ETS Score Range: 100-200	All enrolled students who have completed all nonclinical courses, 2016-17										
	Other enrolled students, 2016-17	1				162	1				
	All program completers, 2016-17										
	All program completers, 2015-16						2				
	All program completers, 2014-15	1					162	4			
MUSIC CONTENT KNOWLEDGE (0113) Test Company: ETS Score Range: 100-200	All enrolled students who have completed all nonclinical courses, 2016-17						3				
	Other enrolled students, 2016-17						5				
	All program completers, 2016-17	1				157	6				
	All program completers, 2015-16						4				
	All program completers, 2014-15						2				
PHYSICAL ED CONTENT AND DESIGN (5095) Test Company: ETS Score Range: 100-200	All enrolled students who have completed all nonclinical courses, 2016-17										
	Other enrolled students, 2016-17						3				
	All program completers, 2016-17						2				
	All program completers, 2015-16	1				169	5				
	All program completers, 2014-15	3				169	12	11	92%		171
PHYSICAL SCIENCE CONTENT KNOWLEDGE (0481) Test Company: ETS Score Range: 100-200	All enrolled students who have completed all nonclinical courses, 2016-17										
	Other enrolled students, 2016-17	1				145	1				
	All program completers, 2016-17						1				
	All program completers, 2015-16	3				145	11	11	100%		167
	All program completers, 2014-15	1				145	13	13	100%		174

Single Assessment Institution-Level Pass Rate Data: Alternative Teacher Preparation Program Within IHE


	HEOA - Title II 2016 - 2017 Academic Year
	Institution Name
	Institution Code
	State

UNIVERSITY CENTRAL ARKANSAS
6012
Arkansas

February 5, 2018

Assessment Information ¹	Group	Number Taking Assessment	Number Passing Assessment	Institutional Pass Rate	Institutional Average Scaled Score	Assessment Cut Score ²	Statewide			
							Number Taking Assessment	Number Passing Assessment	Statewide Pass Rate	Statewide Average Scaled Score
PHYSICAL SCIENCE PEDAGOGY (DISCONTINUED) (0483) Test Company: ETS Score Range: 100-200	All enrolled students who have completed all nonclinical courses, 2016-17									
	Other enrolled students, 2016-17									
	All program completers, 2016-17									
	All program completers, 2015-16									
	All program completers, 2014-15						1			
PHYSICS CONTENT KNOWLEDGE (5265) Test Company: ETS Score Range: 100-200	All enrolled students who have completed all nonclinical courses, 2016-17									
	Other enrolled students, 2016-17	1				135	6			
	All program completers, 2016-17	1				135	2			
	All program completers, 2015-16									
	All program completers, 2014-15									
PRAXIS I MATHEMATICS (DISCONTINUED) (0730) Test Company: ETS Score Range: 150-190	All enrolled students who have completed all nonclinical courses, 2016-17						3			
	Other enrolled students, 2016-17	15	14	93%	178	171	36	32	89%	177
	All program completers, 2016-17	12	12	100%	178	171	40	40	100%	178
	All program completers, 2015-16	36	35	97%	180	171	111	109	98%	180
	All program completers, 2014-15	68	68	100%	179	171	220	220	100%	179
PRAXIS I READING (DISCONTINUED) (0710) Test Company: ETS Score Range: 150-190	All enrolled students who have completed all nonclinical courses, 2016-17						3			
	Other enrolled students, 2016-17	13	12	92%	178	172	37	34	92%	177
	All program completers, 2016-17	11	11	100%	177	172	34	34	100%	179
	All program completers, 2015-16	37	37	100%	181	172	105	105	100%	180
	All program completers, 2014-15	67	67	100%	180	172	217	216	100%	181

Single Assessment Institution-Level Pass Rate Data: Alternative Teacher Preparation Program Within IHE

	HEOA - Title II 2016 - 2017 Academic Year
	Institution Name UNIVERSITY CENTRAL ARKANSAS
	Institution Code 6012
	State Arkansas

February 5, 2018

Assessment Information ¹	Group	Number Taking Assessment	Number Passing Assessment	Institutional Pass Rate	Institutional Average Scaled Score	Assessment Cut Score ²	Statewide			
							Number Taking Assessment	Number Passing Assessment	Statewide Pass Rate	Statewide Average Scaled Score
PRAXIS I WRITING (DISCONTINUED) (0720) Test Company: ETS Score Range: 150-190	All enrolled students who have completed all nonclinical courses, 2016-17						3			
	Other enrolled students, 2016-17	12	9	75%	174	173	34	28	82%	175
	All program completers, 2016-17	12	12	100%	175	173	35	35	100%	176
	All program completers, 2015-16	40	40	100%	177	173	109	109	100%	177
	All program completers, 2014-15	67	67	100%	177	173	219	219	100%	177
PRINC LEARNING AND TEACHING 5-9 (5623) Test Company: ETS Score Range: 100-200	All enrolled students who have completed all nonclinical courses, 2016-17						8			
	Other enrolled students, 2016-17	9				160	26	24	92%	173
	All program completers, 2016-17	34	34	100%	180	160	88	87	99%	177
	All program completers, 2015-16	39	39	100%	176	160	96	96	100%	176
	All program completers, 2014-15	25	25	100%	180	160	78	76	97%	176
PRINC LEARNING AND TEACHING 7-12 (5624) Test Company: ETS Score Range: 100-200	All enrolled students who have completed all nonclinical courses, 2016-17						6			
	Other enrolled students, 2016-17	10	10	100%	173	157	39	34	87%	171
	All program completers, 2016-17	45	45	100%	176	157	161	160	99%	175
	All program completers, 2015-16	40	40	100%	179	157	134	134	100%	175
	All program completers, 2014-15	32	31	97%	177	157	128	126	98%	175
PRINC LEARNING AND TEACHING EARLY CHILD (5621) Test Company: ETS Score Range: 100-200	All enrolled students who have completed all nonclinical courses, 2016-17									
	Other enrolled students, 2016-17						5			
	All program completers, 2016-17	1				157	6			
	All program completers, 2015-16	19	19	100%	170	157	43	42	98%	168
	All program completers, 2014-15	40	40	100%	172	157	100	99	99%	170

Single Assessment Institution-Level Pass Rate Data: *Alternative Teacher Preparation Program Within IHE*




**HEOA - Title II
2016 - 2017 Academic Year**

Institution Name	UNIVERSITY CENTRAL ARKANSAS
Institution Code	6012
State	Arkansas

February 5, 2018

Assessment Information ¹	Group	Number Taking Assessment	Number Passing Assessment	Institutional Pass Rate	Institutional Average Scaled Score	Assessment Cut Score ²	Statewide			
							Number Taking Assessment	Number Passing Assessment	Statewide Pass Rate	Statewide Average Scaled Score
PRINC LEARNING AND TEACHING K-6 (5622) Test Company: ETS Score Range: 100-200	All enrolled students who have completed all nonclinical courses, 2016-17						3			
	Other enrolled students, 2016-17	1				160	19	17	89%	171
	All program completers, 2016-17	3				160	21	21	100%	175
	All program completers, 2015-16	3				160	5			
	All program completers, 2014-15	3				160	7			
SE CORE KNOWLEDGE & APPLICATIONS (5354) Test Company: ETS Score Range: 100-200	All enrolled students who have completed all nonclinical courses, 2016-17									
	Other enrolled students, 2016-17						44	44	100%	166
	All program completers, 2016-17						1			
	All program completers, 2015-16									
	All program completers, 2014-15									
SOCIAL STUDIES CONTENT & INTERPRETATION (5086) Test Company: ETS Score Range: 100-200	All enrolled students who have completed all nonclinical courses, 2016-17						8			
	Other enrolled students, 2016-17	9				153	39	29	74%	161
	All program completers, 2016-17	7				153	24	23	96%	161
	All program completers, 2015-16	5				153	22	21	95%	165
	All program completers, 2014-15	4				153	15	15	100%	169
SPANISH WORLD LANGUAGE (5195) Test Company: ETS Score Range: 100-200	All enrolled students who have completed all nonclinical courses, 2016-17									
	Other enrolled students, 2016-17	1				168	4			
	All program completers, 2016-17	4				168	6			
	All program completers, 2015-16									
	All program completers, 2014-15	1				168	5			

Single Assessment Institution-Level Pass Rate Data: Alternative Teacher Preparation Program Within IHE

	HEOA - Title II 2016 - 2017 Academic Year
	Institution Name
	Institution Code
	State

UNIVERSITY CENTRAL ARKANSAS
6012
Arkansas

February 5, 2018

Assessment Information ¹	Group	Number Taking Assessment	Number Passing Assessment	Institutional Pass Rate	Institutional Average Scaled Score	Assessment Cut Score ²	Statewide			
							Number Taking Assessment	Number Passing Assessment	Statewide Pass Rate	Statewide Average Scaled Score
SPEECH COMMUNICATION: CK (5221) Test Company: ETS Score Range: 100-200	All enrolled students who have completed all nonclinical courses, 2016-17						1			
	Other enrolled students, 2016-17	1				141	2			
	All program completers, 2016-17	1				141	4			
	All program completers, 2015-16	2				141	5			
	All program completers, 2014-15						4			
THEATRE (5641) Test Company: ETS Score Range: 100-200	All enrolled students who have completed all nonclinical courses, 2016-17						1			
	Other enrolled students, 2016-17	1				154	2			
	All program completers, 2016-17						1			
	All program completers, 2015-16	2				154	3			
	All program completers, 2014-15						1			
WORLD LANGUAGE PEDAGOGY (5841) Test Company: ETS Score Range: 100-200	All enrolled students who have completed all nonclinical courses, 2016-17									
	Other enrolled students, 2016-17	1				158	2			
	All program completers, 2016-17	4				158	7			
	All program completers, 2015-16						1			
	All program completers, 2014-15	1				158	4			
EDTPA: SECONDARY SCIENCE (TPA0006) Test Company: E. S. Pearson* Score Range: 15-75	All enrolled students who have completed all nonclinical courses, 2016-17									
	Other enrolled students, 2016-17						1			
	All program completers, 2016-17									
	All program completers, 2015-16									
	All program completers, 2014-15									

Note: In cases where there are less than ten students taking the assessment or license/certificate, the number passing and pass rate are not reported.

¹Tests with multiple delivery options (computer, paper, etc.) will be noted with the assessment code for one format only.

²Cut scores may vary for groups depending upon when the cut scores are established by the state and when each group completed their teacher certification or licensure assessment.

*Questions regarding tests listed by this testing company must be addressed to your state Title II Coordinator.