




**Single Assessment Institution-Level Pass Rate Data: Alternative Teacher Preparation Program Within IHE**

		<p align="center"><b>HEOA - Title II 2015 - 2016 Academic Year</b></p>								
Institution Name		UNIVERSITY CENTRAL ARKANSAS								
Institution Code		6012								
State		Arkansas								
Assessment Information <sup>1</sup>		Group	Number Taking Assessment	Number Passing Assessment	Institutional Pass Rate	Institutional Average Scaled Score	Assessment Cut Score <sup>2</sup>	Number Taking Assessment	Number Passing Assessment	Statewide Pass Rate
<b>AGRICULTURE (DISCONTINUED) (0700)</b>  Test Company: ETS Score Range: 250-990	All enrolled students who have completed all nonclinical courses, 2015-16									
	Other enrolled students, 2015-16									
	All program completers, 2015-16									
	All program completers, 2014-15			1			510	2		
	All program completers, 2013-14							1		
<b>AGRICULTURE (5701)</b>  Test Company: ETS Score Range: 100-200	All enrolled students who have completed all nonclinical courses, 2015-16							1		
	Other enrolled students, 2015-16			1			147	1		
	All program completers, 2015-16									
	All program completers, 2014-15									
	All program completers, 2013-14									
<b>ART CONTENT AND ANALYSIS (5135)</b>  Test Company: ETS Score Range: 100-200	All enrolled students who have completed all nonclinical courses, 2015-16							3		
	Other enrolled students, 2015-16			4			161	7		
	All program completers, 2015-16			4			161	7		
	All program completers, 2014-15			5			161	15	15	100%
	All program completers, 2013-14			2			161	11	11	100%
<b>ART CONTENT KNOWLEDGE (DISCONTINUED) (0133)</b>  Test Company: ETS Score Range: 100-200	All enrolled students who have completed all nonclinical courses, 2015-16									
	Other enrolled students, 2015-16									
	All program completers, 2015-16									
	All program completers, 2014-15									
	All program completers, 2013-14							2		

**Single Assessment Institution-Level Pass Rate Data: Alternative Teacher Preparation Program Within IHE**


		<p align="center"><b>HEOA - Title II 2015 - 2016 Academic Year</b></p>							
Institution Name		UNIVERSITY CENTRAL ARKANSAS							
Institution Code		6012							
State		Arkansas							
Assessment Information <sup>1</sup>	Group	Number Taking Assessment	Number Passing Assessment	Institutional Pass Rate	Institutional Average Scaled Score	Assessment Cut Score <sup>2</sup>	Statewide		
							Number Taking Assessment	Number Passing Assessment	Statewide Pass Rate
<b>ART CONTENT TRAD CRITIC AESTHETICS (DISCONTINUED) (0132)</b>  Test Company: ETS Score Range: 100-200	All enrolled students who have completed all nonclinical courses, 2015-16								
	Other enrolled students, 2015-16								
	All program completers, 2015-16								
	All program completers, 2014-15								
	All program completers, 2013-14						2		
<b>ART MAKING (DISCONTINUED) (0131)</b>  Test Company: ETS Score Range: 100-200	All enrolled students who have completed all nonclinical courses, 2015-16								
	Other enrolled students, 2015-16								
	All program completers, 2015-16								
	All program completers, 2014-15								
	All program completers, 2013-14						2		
<b>BIOLOGY CONTENT KNOWLEDGE (0235)</b>  Test Company: ETS Score Range: 100-200	All enrolled students who have completed all nonclinical courses, 2015-16						4		
	Other enrolled students, 2015-16	13	13	100%	165	142	32	31	97%
	All program completers, 2015-16	6				142	21	21	100%
	All program completers, 2014-15	9				142	25	25	100%
	All program completers, 2013-14	4				142	22	22	100%
<b>BUSINESS ED CONTENT KNOWLEDGE (5101)</b>  Test Company: ETS Score Range: 100-200	All enrolled students who have completed all nonclinical courses, 2015-16						9		
	Other enrolled students, 2015-16	5				154	18	18	100%
	All program completers, 2015-16	8				154	18	18	100%
	All program completers, 2014-15	5				154	14	14	100%
	All program completers, 2013-14	1				154	9		

**Single Assessment Institution-Level Pass Rate Data: Alternative Teacher Preparation Program Within IHE**

	<b>HEOA - Title II 2015 - 2016 Academic Year</b>
	<b>Institution Name</b> UNIVERSITY CENTRAL ARKANSAS
	<b>Institution Code</b> 6012
	<b>State</b> Arkansas

Assessment Information <sup>1</sup>	Group	Number Taking Assessment	Number Passing Assessment	Institutional Pass Rate	Institutional Average Scaled Score	Assessment Cut Score <sup>2</sup>	Statewide		
							Number Taking Assessment	Number Passing Assessment	Statewide Pass Rate
<b>CHEMISTRY CONTENT KNOWLEDGE (0245)</b>  Test Company: ETS Score Range: 100-200	All enrolled students who have completed all nonclinical courses, 2015-16								
	Other enrolled students, 2015-16	1				150	2		
	All program completers, 2015-16								
	All program completers, 2014-15								
	All program completers, 2013-14								
<b>COMPUTER SCIENCE (5651)</b>  Test Company: ETS Score Range: 100-200	All enrolled students who have completed all nonclinical courses, 2015-16								
	Other enrolled students, 2015-16	1				159	1		
	All program completers, 2015-16								
	All program completers, 2014-15								
	All program completers, 2013-14								
<b>CORE ACADEMIC SKILLS FOR ED: MATH (5732)</b>  Test Company: ETS Score Range: 100-200	All enrolled students who have completed all nonclinical courses, 2015-16						46	41	89%
	Other enrolled students, 2015-16	177	157	89%	168	150	391	328	84%
	All program completers, 2015-16	34	34	100%	169	150	100	97	97%
	All program completers, 2014-15	10	10	100%	172	150	35	34	97%
	All program completers, 2013-14								
<b>CORE ACADEMIC SKILLS FOR ED: READING (5712)</b>  Test Company: ETS Score Range: 100-200	All enrolled students who have completed all nonclinical courses, 2015-16						44	44	100%
	Other enrolled students, 2015-16	177	175	99%	187	156	391	385	98%
	All program completers, 2015-16	35	35	100%	185	156	102	102	100%
	All program completers, 2014-15	10	10	100%	190	156	33	33	100%
	All program completers, 2013-14								


**Single Assessment Institution-Level Pass Rate Data: Alternative Teacher Preparation Program Within IHE**

	<b>HEOA - Title II</b> <b>2015 - 2016 Academic Year</b>
	<b>Institution Name</b>
	<b>Institution Code</b>
	<b>State</b>

UNIVERSITY CENTRAL ARKANSAS  
6012  
Arkansas

Assessment Information <sup>1</sup>	Group	Number Taking Assessment	Number Passing Assessment	Institutional Pass Rate	Institutional Average Scaled Score	Assessment Cut Score <sup>2</sup>	Statewide		
							Number Taking Assessment	Number Passing Assessment	Statewide Pass Rate
<b>CORE ACADEMIC SKILLS FOR ED: WRITING (5722)</b>  Test Company: ETS Score Range: 100-200	All enrolled students who have completed all nonclinical courses, 2015-16						46	44	96%
	Other enrolled students, 2015-16	182	175	96%	173	162	401	369	92%
	All program completers, 2015-16	34	34	100%	175	162	103	102	99%
	All program completers, 2014-15	10	10	100%	173	162	33	33	100%
	All program completers, 2013-14								
<b>EARLY CHILDHOOD CONTENT KNOWLEDGE (5022)</b>  Test Company: ETS Score Range: 100-200	All enrolled students who have completed all nonclinical courses, 2015-16						1		
	Other enrolled students, 2015-16	4				157	11	11	100%
	All program completers, 2015-16	17	17	100%	176	157	41	41	100%
	All program completers, 2014-15	38	38	100%	177	157	92	92	100%
	All program completers, 2013-14	38	38	100%	174	157	114	114	100%
<b>EARTH AND SPACE SCIENCES - CK (5571)</b>  Test Company: ETS Score Range: 100-200	All enrolled students who have completed all nonclinical courses, 2015-16								
	Other enrolled students, 2015-16						3		
	All program completers, 2015-16						5		
	All program completers, 2014-15	2				145	9		
	All program completers, 2013-14	5				145	14	11	79%
<b>EDUCATION OF YOUNG CHILDREN (5024)</b>  Test Company: ETS Score Range: 100-200	All enrolled students who have completed all nonclinical courses, 2015-16								
	Other enrolled students, 2015-16						3		
	All program completers, 2015-16								
	All program completers, 2014-15								
	All program completers, 2013-14								


**Single Assessment Institution-Level Pass Rate Data: Alternative Teacher Preparation Program Within IHE**

	<b>HEOA - Title II 2015 - 2016 Academic Year</b>
	<b>Institution Name</b>
	<b>Institution Code</b>
	<b>State</b>

UNIVERSITY CENTRAL ARKANSAS  
6012  
Arkansas

Assessment Information <sup>1</sup>	Group	Number Taking Assessment	Number Passing Assessment	Institutional Pass Rate	Institutional Average Scaled Score	Assessment Cut Score <sup>2</sup>	Statewide		
							Number Taking Assessment	Number Passing Assessment	Statewide Pass Rate
<b>ELEM ED MULTI SUBJ MATHEMATICS (5003)</b>  Test Company: ETS Score Range: 100-200	All enrolled students who have completed all nonclinical courses, 2015-16						3		
	Other enrolled students, 2015-16								
	All program completers, 2015-16								
	All program completers, 2014-15								
	All program completers, 2013-14								
<b>ELEM ED MULTI SUBJ READING LANG ARTS (5002)</b>  Test Company: ETS Score Range: 100-200	All enrolled students who have completed all nonclinical courses, 2015-16						3		
	Other enrolled students, 2015-16								
	All program completers, 2015-16								
	All program completers, 2014-15								
	All program completers, 2013-14								
<b>ELEM ED MULTI SUBJ SCIENCES (5005)</b>  Test Company: ETS Score Range: 100-200	All enrolled students who have completed all nonclinical courses, 2015-16						3		
	Other enrolled students, 2015-16								
	All program completers, 2015-16								
	All program completers, 2014-15								
	All program completers, 2013-14								
<b>ELEM ED MULTI SUBJ SOCIAL STUDIES (5004)</b>  Test Company: ETS Score Range: 100-200	All enrolled students who have completed all nonclinical courses, 2015-16						3		
	Other enrolled students, 2015-16						1		
	All program completers, 2015-16								
	All program completers, 2014-15								
	All program completers, 2013-14								

**Single Assessment Institution-Level Pass Rate Data: Alternative Teacher Preparation Program Within IHE**

	<b>HEOA - Title II 2015 - 2016 Academic Year</b>
	<b>Institution Name</b>
	<b>Institution Code</b>
	<b>State</b>

UNIVERSITY CENTRAL ARKANSAS  
6012  
Arkansas

Assessment Information <sup>1</sup>	Group	Number Taking Assessment	Number Passing Assessment	Institutional Pass Rate	Institutional Average Scaled Score	Assessment Cut Score <sup>2</sup>	Statewide		
							Number Taking Assessment	Number Passing Assessment	Statewide Pass Rate
<b>ENG LANG LIT COMP CONTENT &amp; ANALYSIS (DISC) (5044)</b>  Test Company: ETS Score Range: 100-200	All enrolled students who have completed all nonclinical courses, 2015-16						5		
	Other enrolled students, 2015-16	1				166	4		
	All program completers, 2015-16	7				166	19	18	95%
	All program completers, 2014-15	6				166	30	30	100%
	All program completers, 2013-14	5				166	28	28	100%
<b>ENG LANG LIT COMP CONTENT KNOWLEDGE (DISC) (0041)</b>  Test Company: ETS Score Range: 100-200	All enrolled students who have completed all nonclinical courses, 2015-16								
	Other enrolled students, 2015-16								
	All program completers, 2015-16								
	All program completers, 2014-15								
	All program completers, 2013-14						1		
<b>ENG LANG LIT COMP ESSAYS (DISCONTINUED) (0042)</b>  Test Company: ETS Score Range: 100-200	All enrolled students who have completed all nonclinical courses, 2015-16								
	Other enrolled students, 2015-16								
	All program completers, 2015-16								
	All program completers, 2014-15								
	All program completers, 2013-14						1		
<b>ENG LANG LIT COMP PEDAGOGY (DISCONTINUED) (0043)</b>  Test Company: ETS Score Range: 100-200	All enrolled students who have completed all nonclinical courses, 2015-16								
	Other enrolled students, 2015-16								
	All program completers, 2015-16								
	All program completers, 2014-15						1		
	All program completers, 2013-14								

Single Assessment Institution-Level Pass Rate Data: *Alternative Teacher Preparation Program Within IHE*




**HEOA - Title II  
2015 - 2016 Academic Year**

<b>Institution Name</b>	UNIVERSITY CENTRAL ARKANSAS
<b>Institution Code</b>	6012
<b>State</b>	Arkansas

Assessment Information <sup>1</sup>	Group	Number Taking Assessment	Number Passing Assessment	Institutional Pass Rate	Institutional Average Scaled Score	Assessment Cut Score <sup>2</sup>	Statewide		
							Number Taking Assessment	Number Passing Assessment	Statewide Pass Rate
<b>ENGLISH LANGUAGE ARTS: CONTENT AND ANALYSIS (5039)</b>  Test Company: ETS Score Range: 100-200	All enrolled students who have completed all nonclinical courses, 2015-16						1		
	Other enrolled students, 2015-16	14	13	93%	175	168	36	32	89%
	All program completers, 2015-16	2				168	9		
	All program completers, 2014-15						1		
	All program completers, 2013-14								
<b>FAMILY AND CONSUMER SCIENCES (DISCONTINUED 2) (5121)</b>  Test Company: ETS Score Range: 100-200	All enrolled students who have completed all nonclinical courses, 2015-16						1		
	Other enrolled students, 2015-16	2				153	3		
	All program completers, 2015-16	4				153	5		
	All program completers, 2014-15	2				153	3		
	All program completers, 2013-14	1				153	3		
<b>FAMILY AND CONSUMER SCIENCES (5122)</b>  Test Company: ETS Score Range: 100-200	All enrolled students who have completed all nonclinical courses, 2015-16								
	Other enrolled students, 2015-16	4				153	5		
	All program completers, 2015-16								
	All program completers, 2014-15								
	All program completers, 2013-14								
<b>HEALTH AND PE (DISC) (5856)</b>  Test Company: ETS Score Range: 100-200	All enrolled students who have completed all nonclinical courses, 2015-16						1		
	Other enrolled students, 2015-16						4		
	All program completers, 2015-16	1				144	5		
	All program completers, 2014-15	3				144	14	14	100%
	All program completers, 2013-14	3				144	15	15	100%

**Single Assessment Institution-Level Pass Rate Data: Alternative Teacher Preparation Program Within IHE**


	<b>HEOA - Title II</b> <b>2015 - 2016 Academic Year</b>
	<b>Institution Name</b>
	<b>Institution Code</b>
	<b>State</b>

UNIVERSITY CENTRAL ARKANSAS
6012
Arkansas

Assessment Information <sup>1</sup>	Group	Number Taking Assessment	Number Passing Assessment	Institutional Pass Rate	Institutional Average Scaled Score	Assessment Cut Score <sup>2</sup>	Statewide		
							Number Taking Assessment	Number Passing Assessment	Statewide Pass Rate
<b>HEALTH AND PE (5857)</b>  Test Company: ETS Score Range: 100-200	All enrolled students who have completed all nonclinical courses, 2015-16						6		
	Other enrolled students, 2015-16	7				155	21	16	76%
	All program completers, 2015-16	2				155	15	15	100%
	All program completers, 2014-15						4		
	All program completers, 2013-14								
<b>INTERDIS EARLY CHILD EDUCATION (5023)</b>  Test Company: ETS Score Range: 100-200	All enrolled students who have completed all nonclinical courses, 2015-16								
	Other enrolled students, 2015-16						3		
	All program completers, 2015-16								
	All program completers, 2014-15								
	All program completers, 2013-14								
<b>LATIN (5601)</b>  Test Company: ETS Score Range: 100-200	All enrolled students who have completed all nonclinical courses, 2015-16								
	Other enrolled students, 2015-16								
	All program completers, 2015-16								
	All program completers, 2014-15						1		
	All program completers, 2013-14								
<b>LIFE SCIENCE PEDAGOGY (0234)</b>  Test Company: ETS Score Range: 100-200	All enrolled students who have completed all nonclinical courses, 2015-16								
	Other enrolled students, 2015-16								
	All program completers, 2015-16								
	All program completers, 2014-15						2		
	All program completers, 2013-14	1				146	3		




**Single Assessment Institution-Level Pass Rate Data: Alternative Teacher Preparation Program Within IHE**

	<b>HEOA - Title II</b> <b>2015 - 2016 Academic Year</b>
	<b>Institution Name</b>
	<b>Institution Code</b>
	<b>State</b>

UNIVERSITY CENTRAL ARKANSAS  
6012  
Arkansas

Assessment Information <sup>1</sup>	Group	Number Taking Assessment	Number Passing Assessment	Institutional Pass Rate	Institutional Average Scaled Score	Assessment Cut Score <sup>2</sup>	Statewide		
							Number Taking Assessment	Number Passing Assessment	Statewide Pass Rate
<b>MATH PROOFS MODELS PROBLEMS PART 1 (DISC) (0063)</b>  Test Company: ETS Score Range: 100-200	All enrolled students who have completed all nonclinical courses, 2015-16								
	Other enrolled students, 2015-16						1		
	All program completers, 2015-16								
	All program completers, 2014-15	4				144	13	11	85%
	All program completers, 2013-14	1				144	12	12	100%
<b>MATHEMATICS CONTENT KNOWLEDGE (DISC) (0061)</b>  Test Company: ETS Score Range: 100-200	All enrolled students who have completed all nonclinical courses, 2015-16								
	Other enrolled students, 2015-16	3				125	3		
	All program completers, 2015-16	3				125	4		
	All program completers, 2014-15	4				125	11	11	100%
	All program completers, 2013-14	1				125	11	11	100%
<b>MATHEMATICS CONTENT KNOWLEDGE (5161)</b>  Test Company: ETS Score Range: 100-200	All enrolled students who have completed all nonclinical courses, 2015-16						2		
	Other enrolled students, 2015-16	13	7	54%	156	160	22	11	50%
	All program completers, 2015-16						3		
	All program completers, 2014-15						1		
	All program completers, 2013-14								
<b>MATHEMATICS PEDAGOGY (DISC) (0065)</b>  Test Company: ETS Score Range: 100-200	All enrolled students who have completed all nonclinical courses, 2015-16								
	Other enrolled students, 2015-16						1		
	All program completers, 2015-16								
	All program completers, 2014-15	1				135	3		
	All program completers, 2013-14	1				135	6		


**Single Assessment Institution-Level Pass Rate Data: Alternative Teacher Preparation Program Within IHE**

	<b>HEOA - Title II 2015 - 2016 Academic Year</b>
	<b>Institution Name</b>
	<b>Institution Code</b>
	<b>State</b>

UNIVERSITY CENTRAL ARKANSAS  
6012  
Arkansas

Assessment Information <sup>1</sup>	Group	Number Taking Assessment	Number Passing Assessment	Institutional Pass Rate	Institutional Average Scaled Score	Assessment Cut Score <sup>2</sup>	Statewide		
							Number Taking Assessment	Number Passing Assessment	Statewide Pass Rate
<b>MIDDLE SCHOOL CONTENT KNOWLEDGE (5146)</b>  Test Company: ETS Score Range: 100-200	All enrolled students who have completed all nonclinical courses, 2015-16								
	Other enrolled students, 2015-16								
	All program completers, 2015-16								
	All program completers, 2014-15	1				144	7		
	All program completers, 2013-14	5				144	18	18	100%
<b>MIDDLE SCHOOL ENG LANG ARTS (5047)</b>  Test Company: ETS Score Range: 100-200	All enrolled students who have completed all nonclinical courses, 2015-16						10	7	70%
	Other enrolled students, 2015-16	48	26	54%	165	164	80	42	53%
	All program completers, 2015-16	23	23	100%	171	164	51	47	92%
	All program completers, 2014-15	4				164	17	13	76%
	All program completers, 2013-14								
<b>MIDDLE SCHOOL MATHEMATICS (5169)</b>  Test Company: ETS Score Range: 100-200	All enrolled students who have completed all nonclinical courses, 2015-16						14	12	86%
	Other enrolled students, 2015-16	39	20	51%	163	165	70	40	57%
	All program completers, 2015-16	16	14	88%	169	165	35	29	83%
	All program completers, 2014-15	7				165	20	16	80%
	All program completers, 2013-14	1				165	1		
<b>MIDDLE SCHOOL MULTI SUBJ ENG LANG ARTS (5142)</b>  Test Company: ETS Score Range: 100-200	All enrolled students who have completed all nonclinical courses, 2015-16						1		
	Other enrolled students, 2015-16	1				150	5		
	All program completers, 2015-16	3				150	16	16	100%
	All program completers, 2014-15	12	12	100%	176	150	41	41	100%
	All program completers, 2013-14	14	14	100%	173	150	46	46	100%

**Single Assessment Institution-Level Pass Rate Data: Alternative Teacher Preparation Program Within IHE**

	<b>HEOA - Title II 2015 - 2016 Academic Year</b>
	<b>Institution Name</b>
	<b>Institution Code</b>
	<b>State</b>

UNIVERSITY CENTRAL ARKANSAS  
6012  
Arkansas

Assessment Information <sup>1</sup>	Group	Number Taking Assessment	Number Passing Assessment	Institutional Pass Rate	Institutional Average Scaled Score	Assessment Cut Score <sup>2</sup>	Statewide		
							Number Taking Assessment	Number Passing Assessment	Statewide Pass Rate
<b>MIDDLE SCHOOL MULTI SUBJ MATHEMATICS (5143)</b>  Test Company: ETS Score Range: 100-200	All enrolled students who have completed all nonclinical courses, 2015-16								
	Other enrolled students, 2015-16	2				143	4		
	All program completers, 2015-16	2				143	11	9	82%
	All program completers, 2014-15	7				143	24	20	83%
	All program completers, 2013-14	10	10	100%	155	143	38	37	97%
<b>MIDDLE SCHOOL MULTI SUBJ SCIENCES (5145)</b>  Test Company: ETS Score Range: 100-200	All enrolled students who have completed all nonclinical courses, 2015-16						1		
	Other enrolled students, 2015-16	2				143	5		
	All program completers, 2015-16	2				143	8		
	All program completers, 2014-15	9				143	32	31	97%
	All program completers, 2013-14	12	12	100%	151	143	42	39	93%
<b>MIDDLE SCHOOL MULTI SUBJ SOCIAL STUDIES (5144)</b>  Test Company: ETS Score Range: 100-200	All enrolled students who have completed all nonclinical courses, 2015-16								
	Other enrolled students, 2015-16	1				142	3		
	All program completers, 2015-16	2				142	12	11	92%
	All program completers, 2014-15	9				142	36	32	89%
	All program completers, 2013-14	11	11	100%	150	142	41	39	95%
<b>MIDDLE SCHOOL SCIENCE (DISCONTINUED) (0439)</b>  Test Company: ETS Score Range: 100-200	All enrolled students who have completed all nonclinical courses, 2015-16								
	Other enrolled students, 2015-16	3				146	6		
	All program completers, 2015-16	6				146	12	12	100%
	All program completers, 2014-15	4				146	12	12	100%
	All program completers, 2013-14								

Single Assessment Institution-Level Pass Rate Data: *Alternative Teacher Preparation Program Within IHE*




**HEOA - Title II  
2015 - 2016 Academic Year**


<b>Institution Name</b>	UNIVERSITY CENTRAL ARKANSAS
<b>Institution Code</b>	6012
<b>State</b>	Arkansas

Assessment Information <sup>1</sup>	Group	Number Taking Assessment	Number Passing Assessment	Institutional Pass Rate	Institutional Average Scaled Score	Assessment Cut Score <sup>2</sup>	Statewide		
							Number Taking Assessment	Number Passing Assessment	Statewide Pass Rate
<b>MIDDLE SCHOOL SCIENCE (5440)</b>  Test Company: ETS Score Range: 100-200	All enrolled students who have completed all nonclinical courses, 2015-16						17	13	76%
	Other enrolled students, 2015-16	20	14	70%	152	150	47	31	66%
	All program completers, 2015-16	7				150	23	20	87%
	All program completers, 2014-15	1				150	4		
	All program completers, 2013-14						1		
<b>MIDDLE SCHOOL SOCIAL STUDIES (5089)</b>  Test Company: ETS Score Range: 100-200	All enrolled students who have completed all nonclinical courses, 2015-16						13	13	100%
	Other enrolled students, 2015-16	26	22	85%	166	149	60	47	78%
	All program completers, 2015-16	15	15	100%	161	149	38	38	100%
	All program completers, 2014-15	2				149	13	13	100%
	All program completers, 2013-14						1		
<b>MUSIC ANALYSIS (DISCONTINUED) (0112)</b>  Test Company: ETS Score Range: 100-200	All enrolled students who have completed all nonclinical courses, 2015-16								
	Other enrolled students, 2015-16	1				150	1		
	All program completers, 2015-16								
	All program completers, 2014-15								
	All program completers, 2013-14						2		
<b>MUSIC CONCEPTS AND PROCESSES (DISCONTINUED) (0111)</b>  Test Company: ETS Score Range: 100-200	All enrolled students who have completed all nonclinical courses, 2015-16								
	Other enrolled students, 2015-16	1				145	1		
	All program completers, 2015-16								
	All program completers, 2014-15								
	All program completers, 2013-14						2		

**Single Assessment Institution-Level Pass Rate Data: Alternative Teacher Preparation Program Within IHE**

		<p align="center"><b>HEOA - Title II 2015 - 2016 Academic Year</b></p>							
Institution Name		UNIVERSITY CENTRAL ARKANSAS							
Institution Code		6012							
State		Arkansas							
Assessment Information <sup>1</sup>	Group	Number Taking Assessment	Number Passing Assessment	Institutional Pass Rate	Institutional Average Scaled Score	Assessment Cut Score <sup>2</sup>	Statewide		
							Number Taking Assessment	Number Passing Assessment	Statewide Pass Rate
<b>MUSIC CONTENT &amp; INSTRUCTION (5114)</b>  Test Company: ETS Score Range: 100-200	All enrolled students who have completed all nonclinical courses, 2015-16								
	Other enrolled students, 2015-16								
	All program completers, 2015-16						2		
	All program completers, 2014-15	1				162	4		
	All program completers, 2013-14						2		
<b>MUSIC CONTENT KNOWLEDGE (0113)</b>  Test Company: ETS Score Range: 100-200	All enrolled students who have completed all nonclinical courses, 2015-16								
	Other enrolled students, 2015-16	2				157	7		
	All program completers, 2015-16						4		
	All program completers, 2014-15						2		
	All program completers, 2013-14						1		
<b>PHYSICAL ED ANALYSIS AND DESIGN (DISCONTINUED) (0092)</b>  Test Company: ETS Score Range: 100-200	All enrolled students who have completed all nonclinical courses, 2015-16								
	Other enrolled students, 2015-16								
	All program completers, 2015-16								
	All program completers, 2014-15								
	All program completers, 2013-14						2		
<b>PHYSICAL ED CONTENT AND DESIGN (5095)</b>  Test Company: ETS Score Range: 100-200	All enrolled students who have completed all nonclinical courses, 2015-16						1		
	Other enrolled students, 2015-16						4		
	All program completers, 2015-16	1				169	5		
	All program completers, 2014-15	3				169	12	11	92%
	All program completers, 2013-14	3				169	13	12	92%


**Single Assessment Institution-Level Pass Rate Data: Alternative Teacher Preparation Program Within IHE**

	<b>HEOA - Title II</b> <b>2015 - 2016 Academic Year</b>
	<b>Institution Name</b>
	<b>Institution Code</b>
	<b>State</b>


UNIVERSITY CENTRAL ARKANSAS  
6012  
Arkansas

Assessment Information <sup>1</sup>	Group	Number Taking Assessment	Number Passing Assessment	Institutional Pass Rate	Institutional Average Scaled Score	Assessment Cut Score <sup>2</sup>	Statewide		
							Number Taking Assessment	Number Passing Assessment	Statewide Pass Rate
<b>PHYSICAL SCIENCE CONTENT KNOWLEDGE (0481)</b>  Test Company: ETS Score Range: 100-200	All enrolled students who have completed all nonclinical courses, 2015-16						1		
	Other enrolled students, 2015-16	1				145	4		
	All program completers, 2015-16	3				145	11	11	100%
	All program completers, 2014-15	1				145	13	13	100%
	All program completers, 2013-14	2				145	10	10	100%
<b>PHYSICAL SCIENCE PEDAGOGY (DISCONTINUED) (0483)</b>  Test Company: ETS Score Range: 100-200	All enrolled students who have completed all nonclinical courses, 2015-16								
	Other enrolled students, 2015-16								
	All program completers, 2015-16								
	All program completers, 2014-15						1		
	All program completers, 2013-14	1				145	4		
<b>PHYSICS CONTENT KNOWLEDGE (5265)</b>  Test Company: ETS Score Range: 100-200	All enrolled students who have completed all nonclinical courses, 2015-16						1		
	Other enrolled students, 2015-16	1				135	3		
	All program completers, 2015-16								
	All program completers, 2014-15								
	All program completers, 2013-14								
<b>PRAXIS I MATHEMATICS (DISCONTINUED) (0730)</b>  Test Company: ETS Score Range: 150-190	All enrolled students who have completed all nonclinical courses, 2015-16						18	18	100%
	Other enrolled students, 2015-16	33	33	100%	179	171	84	79	94%
	All program completers, 2015-16	36	35	97%	180	171	111	109	98%
	All program completers, 2014-15	68	68	100%	179	171	220	220	100%
	All program completers, 2013-14	58	58	100%	178	171	252	252	100%

Single Assessment Institution-Level Pass Rate Data: *Alternative Teacher Preparation Program Within IHE*

		<b>HEOA - Title II 2015 - 2016 Academic Year</b>					<b>Statewide</b>			
<b>Institution Name</b>		<b>UNIVERSITY CENTRAL ARKANSAS</b>								
<b>Institution Code</b>		<b>6012</b>								
<b>State</b>		<b>Arkansas</b>								
<b>Assessment Information<sup>1</sup></b>										
<b>Group</b>		<b>Number Taking Assessment</b>	<b>Number Passing Assessment</b>	<b>Institutional Pass Rate</b>	<b>Institutional Average Scaled Score</b>	<b>Assessment Cut Score<sup>2</sup></b>	<b>Number Taking Assessment</b>	<b>Number Passing Assessment</b>	<b>Statewide Pass Rate</b>	
<b>PRAXIS I READING (DISCONTINUED) (0710)</b>  <i>Test Company: ETS</i> <i>Score Range: 150-190</i>	All enrolled students who have completed all nonclinical courses, 2015-16						17	17	100%	
	Other enrolled students, 2015-16	34	31	91%	177	172	80	75	94%	
	All program completers, 2015-16	37	37	100%	181	172	105	105	100%	
	All program completers, 2014-15	67	67	100%	180	172	217	216	100%	
	All program completers, 2013-14	58	58	100%	179	172	254	254	100%	
<b>PRAXIS I WRITING (DISCONTINUED) (0720)</b>  <i>Test Company: ETS</i> <i>Score Range: 150-190</i>	All enrolled students who have completed all nonclinical courses, 2015-16						16	16	100%	
	Other enrolled students, 2015-16	31	27	87%	175	173	77	69	90%	
	All program completers, 2015-16	40	40	100%	177	173	109	109	100%	
	All program completers, 2014-15	67	67	100%	177	173	219	219	100%	
	All program completers, 2013-14	63	63	100%	177	173	262	262	100%	
<b>PRINC LEARNING AND TEACHING 5-9 (DISCONTINUED) (0523)</b>  <i>Test Company: ETS</i> <i>Score Range: 100-200</i>	All enrolled students who have completed all nonclinical courses, 2015-16									
	Other enrolled students, 2015-16									
	All program completers, 2015-16									
	All program completers, 2014-15									
	All program completers, 2013-14	1				164	1			
<b>PRINC LEARNING AND TEACHING 5-9 (5623)</b>  <i>Test Company: ETS</i> <i>Score Range: 100-200</i>	All enrolled students who have completed all nonclinical courses, 2015-16						8			
	Other enrolled students, 2015-16	6				160	16	15	94%	
	All program completers, 2015-16	39	39	100%	176	160	95	95	100%	
	All program completers, 2014-15	25	25	100%	180	160	78	76	97%	
	All program completers, 2013-14	20	20	100%	175	160	75	75	100%	

**Single Assessment Institution-Level Pass Rate Data: Alternative Teacher Preparation Program Within IHE**


	<b>HEOA - Title II 2015 - 2016 Academic Year</b>
	<b>Institution Name</b>
	<b>Institution Code</b>
	<b>State</b>

UNIVERSITY CENTRAL ARKANSAS  
6012  
Arkansas

Assessment Information <sup>1</sup>	Group	Number Taking Assessment	Number Passing Assessment	Institutional Pass Rate	Institutional Average Scaled Score	Assessment Cut Score <sup>2</sup>	Statewide		
							Number Taking Assessment	Number Passing Assessment	Statewide Pass Rate
<b>PRINC LEARNING AND TEACHING 7-12 (5624)</b>  Test Company: ETS Score Range: 100-200	All enrolled students who have completed all nonclinical courses, 2015-16						15	15	100%
	Other enrolled students, 2015-16	14	13	93%	171	157	46	43	93%
	All program completers, 2015-16	40	40	100%	179	157	132	132	100%
	All program completers, 2014-15	32	31	97%	177	157	125	123	98%
	All program completers, 2013-14	8				157	60	60	100%
<b>PRINC LEARNING AND TEACHING EARLY CHILD (DISC) (0521)</b>  Test Company: ETS Score Range: 100-200	All enrolled students who have completed all nonclinical courses, 2015-16								
	Other enrolled students, 2015-16								
	All program completers, 2015-16								
	All program completers, 2014-15								
	All program completers, 2013-14	4				159	6		
<b>PRINC LEARNING AND TEACHING EARLY CHILD (5621)</b>  Test Company: ETS Score Range: 100-200	All enrolled students who have completed all nonclinical courses, 2015-16								
	Other enrolled students, 2015-16	1				157	3		
	All program completers, 2015-16	19	19	100%	170	157	42	41	98%
	All program completers, 2014-15	40	40	100%	172	157	100	99	99%
	All program completers, 2013-14	35	35	100%	172	157	116	112	97%
<b>PRINC LEARNING AND TEACHING K-6 (5622)</b>  Test Company: ETS Score Range: 100-200	All enrolled students who have completed all nonclinical courses, 2015-16								
	Other enrolled students, 2015-16						4		
	All program completers, 2015-16	3				160	5		
	All program completers, 2014-15	3				160	7		
	All program completers, 2013-14	1				160	1		




**Single Assessment Institution-Level Pass Rate Data: Alternative Teacher Preparation Program Within IHE**

	<b>HEOA - Title II</b> <b>2015 - 2016 Academic Year</b>
	<b>Institution Name</b>
	<b>Institution Code</b>
	<b>State</b>


UNIVERSITY CENTRAL ARKANSAS
6012
Arkansas

Assessment Information <sup>1</sup>	Group	Number Taking Assessment	Number Passing Assessment	Institutional Pass Rate	Institutional Average Scaled Score	Assessment Cut Score <sup>2</sup>	Statewide		
							Number Taking Assessment	Number Passing Assessment	Statewide Pass Rate
<b>SE CORE KNOWLEDGE &amp; APPLICATIONS (5354)</b>  Test Company: ETS Score Range: 100-200	All enrolled students who have completed all nonclinical courses, 2015-16								
	Other enrolled students, 2015-16						12	12	100%
	All program completers, 2015-16								
	All program completers, 2014-15								
	All program completers, 2013-14								
<b>SOCIAL STUDIES ANALYTICAL ESSAYS (DISCONTINUED) (0082)</b>  Test Company: ETS Score Range: 100-200	All enrolled students who have completed all nonclinical courses, 2015-16								
	Other enrolled students, 2015-16								
	All program completers, 2015-16								
	All program completers, 2014-15								
	All program completers, 2013-14	1				140	3		
<b>SOCIAL STUDIES CONTENT &amp; INTERPRETATION (5086)</b>  Test Company: ETS Score Range: 100-200	All enrolled students who have completed all nonclinical courses, 2015-16						8		
	Other enrolled students, 2015-16	14	11	79%	165	153	46	36	78%
	All program completers, 2015-16	5				153	22	21	95%
	All program completers, 2014-15	4				153	15	15	100%
	All program completers, 2013-14						14	14	100%
<b>SOCIAL STUDIES CONTENT KNOWLEDGE (0081)</b>  Test Company: ETS Score Range: 100-200	All enrolled students who have completed all nonclinical courses, 2015-16								
	Other enrolled students, 2015-16								
	All program completers, 2015-16								
	All program completers, 2014-15								
	All program completers, 2013-14	1					155	3	

**Single Assessment Institution-Level Pass Rate Data: Alternative Teacher Preparation Program Within IHE**

		<p align="center"><b>HEOA - Title II 2015 - 2016 Academic Year</b></p>					<p align="center"><b>Statewide</b></p>				
<b>Institution Name</b> <b>Institution Code</b> <b>State</b>		<p align="center">UNIVERSITY CENTRAL ARKANSAS 6012 Arkansas</p>					<b>Number Taking Assessment</b> <b>Number Passing Assessment</b> <b>Statewide Pass Rate</b>				
<b>Assessment Information<sup>1</sup></b>		<b>Group</b>		<b>Number Taking Assessment</b>	<b>Number Passing Assessment</b>	<b>Institutional Pass Rate</b>	<b>Institutional Average Scaled Score</b>	<b>Assessment Cut Score<sup>2</sup></b>	<b>Number Taking Assessment</b>	<b>Number Passing Assessment</b>	<b>Statewide Pass Rate</b>
<b>SPANISH WORLD LANGUAGE (5195)</b>  <i>Test Company: ETS</i> <i>Score Range: 100-200</i>	All enrolled students who have completed all nonclinical courses, 2015-16								1		
	Other enrolled students, 2015-16		4					168	6		
	All program completers, 2015-16										
	All program completers, 2014-15		1					168	5		
	All program completers, 2013-14								4		
<b>SPEECH COMMUNICATION: CK (5221)</b>  <i>Test Company: ETS</i> <i>Score Range: 100-200</i>	All enrolled students who have completed all nonclinical courses, 2015-16								2		
	Other enrolled students, 2015-16		1					141	3		
	All program completers, 2015-16		2					141	5		
	All program completers, 2014-15								4		
	All program completers, 2013-14		2					141	7		
<b>THEATRE (DISCONTINUED) (0640)</b>  <i>Test Company: ETS</i> <i>Score Range: 250-990</i>	All enrolled students who have completed all nonclinical courses, 2015-16										
	Other enrolled students, 2015-16										
	All program completers, 2015-16										
	All program completers, 2014-15										
	All program completers, 2013-14		1					580	2		
<b>THEATRE (5641)</b>  <i>Test Company: ETS</i> <i>Score Range: 100-200</i>	All enrolled students who have completed all nonclinical courses, 2015-16										
	Other enrolled students, 2015-16								1		
	All program completers, 2015-16		2					154	3		
	All program completers, 2014-15								1		
	All program completers, 2013-14								1		

**Single Assessment Institution-Level Pass Rate Data: Alternative Teacher Preparation Program Within IHE**

		<b>HEOA - Title II 2015 - 2016 Academic Year</b>							
<b>Institution Name</b>		UNIVERSITY CENTRAL ARKANSAS							
<b>Institution Code</b>		6012							
<b>State</b>		Arkansas							
							Statewide		
<i>Assessment Information</i> <sup>1</sup>	<i>Group</i>	<i>Number Taking Assessment</i>	<i>Number Passing Assessment</i>	<i>Institutional Pass Rate</i>	<i>Institutional Average Scaled Score</i>	<i>Assessment Cut Score</i> <sup>2</sup>	<i>Number Taking Assessment</i>	<i>Number Passing Assessment</i>	<i>Statewide Pass Rate</i>
<i>WORLD LANGUAGE PEDAGOGY (5841)</i>  <i>Test Company: ETS</i> <i>Score Range: 100-200</i>	All enrolled students who have completed all nonclinical courses, 2015-16						1		
	Other enrolled students, 2015-16	1				158	1		
	All program completers, 2015-16						1		
	All program completers, 2014-15	1				158	4		
	All program completers, 2013-14						4		

Note: In cases where there are less than ten students taking the assessment or license/certificate, the number passing and pass rate are not reported.

<sup>1</sup>Tests with multiple delivery options (computer, paper, etc.) will be noted with the assessment code for one format only.

<sup>2</sup>Cut scores may vary for groups depending upon when the cut scores are established by the state and when each group completed their teacher certification or licensure assessment.

Single Assessment Institution-Level Pass Rate Data: *Alternative Teacher Preparation Program Within IHE*

February 17, 2017

Statewide Average Scaled Score
168
176

Single Assessment Institution-Level Pass Rate Data: *Alternative Teacher Preparation Program Within IHE*

February 17, 2017

Statewide Average Scaled Score
159
161
158
156
176
171
174

Single Assessment Institution-Level Pass Rate Data: *Alternative Teacher Preparation Program Within IHE*

February 17, 2017

Statewide Average Scaled Score
165
165
167
170
186
185
187
189

Single Assessment Institution-Level Pass Rate Data: *Alternative Teacher Preparation Program Within IHE*

February 17, 2017

Statewide Average Scaled Score
170
171
173
174
174
174
176
174
154





Single Assessment Institution-Level Pass Rate Data: *Alternative Teacher Preparation Program Within IHE*

February 17, 2017

**Statewide  
Average Scaled  
Score**

181

180

181

Single Assessment Institution-Level Pass Rate Data: *Alternative Teacher Preparation Program Within IHE*

February 17, 2017

<b>Statewide Average Scaled Score</b>
174
157
159

Single Assessment Institution-Level Pass Rate Data: *Alternative Teacher Preparation Program Within IHE*

February 17, 2017

Statewide Average Scaled Score
161
163

Single Assessment Institution-Level Pass Rate Data: *Alternative Teacher Preparation Program Within IHE*

February 17, 2017

Statewide Average Scaled Score
157
162
141
145
157

Single Assessment Institution-Level Pass Rate Data: *Alternative Teacher Preparation Program Within IHE*

February 17, 2017

Statewide Average Scaled Score
160
165
163
169
167
169
163
168
167
174
175
176

Single Assessment Institution-Level Pass Rate Data: *Alternative Teacher Preparation Program Within IHE*

February 17, 2017

Statewide Average Scaled Score
154
157
156
154
152
154
154
154
157
162

Single Assessment Institution-Level Pass Rate Data: *Alternative Teacher Preparation Program Within IHE*

February 17, 2017

<b>Statewide Average Scaled Score</b>
153
151
158
167
164
164
166





Single Assessment Institution-Level Pass Rate Data: *Alternative Teacher Preparation Program Within IHE*

February 17, 2017

Statewide Average Scaled Score
167
174
168
179
177
180
179
179

Single Assessment Institution-Level Pass Rate Data: *Alternative Teacher Preparation Program Within IHE*

February 17, 2017

<b>Statewide Average Scaled Score</b>
179
178
180
181
180
176
175
177
177
177
172
176
176
174

Single Assessment Institution-Level Pass Rate Data: *Alternative Teacher Preparation Program Within IHE*

February 17, 2017

<b>Statewide Average Scaled Score</b>
176
170
175
175
171
168
170
169

Single Assessment Institution-Level Pass Rate Data: *Alternative Teacher Preparation Program Within IHE*

February 17, 2017

Statewide Average Scaled Score
164
161
165
169
159

Single Assessment Institution-Level Pass Rate Data: *Alternative Teacher Preparation Program Within IHE*

February 17, 2017

Statewide Average Scaled Score

Single Assessment Institution-Level Pass Rate Data: *Alternative Teacher Preparation Program Within IHE*

February 17, 2017

Statewide Average Scaled Score