



**Single Assessment Institution-Level Pass Rate Data: Alternative Teacher Preparation Program Within IHE**

		<p align="center"><b>HEOA - Title II 2014 - 2015 Academic Year</b></p>							
Institution Name		UNIVERSITY CENTRAL ARKANSAS							
Institution Code		6012							
State		Arkansas							
							Statewide		
Assessment Information <sup>1</sup>	Group	Number Taking Assessment	Number Passing Assessment	Institutional Pass Rate	Institutional Average Scaled Score	Assessment Cut Score <sup>2</sup>	Number Taking Assessment	Number Passing Assessment	Statewide Pass Rate
<b>AGRICULTURE (DISCONTINUED) (0700)</b>  Test Company: ETS Score Range: 250-990	All enrolled students who have completed all nonclinical courses, 2014-15								
	Other enrolled students, 2014-15								
	All program completers, 2014-15	1				510	2		
	All program completers, 2013-14						1		
	All program completers, 2012-13	2				510	2		
<b>ART CONTENT AND ANALYSIS (5135)</b>  Test Company: ETS Score Range: 100-200	All enrolled students who have completed all nonclinical courses, 2014-15						3		
	Other enrolled students, 2014-15	5				161	12	8	67%
	All program completers, 2014-15	5				161	15	15	100%
	All program completers, 2013-14	2				161	11	11	100%
	All program completers, 2012-13	3				161	7		
<b>ART CONTENT KNOWLEDGE (DISCONTINUED) (0133)</b>  Test Company: ETS Score Range: 100-200	All enrolled students who have completed all nonclinical courses, 2014-15								
	Other enrolled students, 2014-15								
	All program completers, 2014-15								
	All program completers, 2013-14						2		
	All program completers, 2012-13	2				157	6		
<b>ART CONTENT TRAD CRITIC AESTHETICS (DISCONTINUED) (0132)</b>  Test Company: ETS Score Range: 100-200	All enrolled students who have completed all nonclinical courses, 2014-15								
	Other enrolled students, 2014-15								
	All program completers, 2014-15								
	All program completers, 2013-14						2		
	All program completers, 2012-13	2				140	6		

**Single Assessment Institution-Level Pass Rate Data: Alternative Teacher Preparation Program Within IHE**

	<b>HEOA - Title II 2014 - 2015 Academic Year</b>	
	<b>Institution Name</b>	UNIVERSITY CENTRAL ARKANSAS
	<b>Institution Code</b>	6012
	<b>State</b>	Arkansas

Assessment Information <sup>1</sup>	Group	Number Taking Assessment	Number Passing Assessment	Institutional Pass Rate	Institutional Average Scaled Score	Assessment Cut Score <sup>2</sup>	Statewide		
							Number Taking Assessment	Number Passing Assessment	Statewide Pass Rate
<b>ART MAKING (DISCONTINUED) (0131)</b>  Test Company: ETS Score Range: 100-200	All enrolled students who have completed all nonclinical courses, 2014-15								
	Other enrolled students, 2014-15								
	All program completers, 2014-15								
	All program completers, 2013-14						2		
	All program completers, 2012-13	2				146	6		
<b>BIOLOGY CONTENT KNOWLEDGE (0235)</b>  Test Company: ETS Score Range: 100-200	All enrolled students who have completed all nonclinical courses, 2014-15						4		
	Other enrolled students, 2014-15	15	14	93%	159	142	45	42	93%
	All program completers, 2014-15	9				142	25	25	100%
	All program completers, 2013-14	4				142	22	22	100%
	All program completers, 2012-13	1				142	13	13	100%
<b>BUSINESS ED CONTENT KNOWLEDGE (5101)</b>  Test Company: ETS Score Range: 100-200	All enrolled students who have completed all nonclinical courses, 2014-15						4		
	Other enrolled students, 2014-15	13	13	100%	175	154	35	35	100%
	All program completers, 2014-15	5				154	14	14	100%
	All program completers, 2013-14	1				154	9		
	All program completers, 2012-13	1				154	9		
<b>BUSINESS ED (0100)</b>  Test Company: ETS Score Range: 250-990	All enrolled students who have completed all nonclinical courses, 2014-15								
	Other enrolled students, 2014-15								
	All program completers, 2014-15								
	All program completers, 2013-14								
	All program completers, 2012-13						1		

Single Assessment Institution-Level Pass Rate Data: *Alternative Teacher Preparation Program Within IHE*




**HEOA - Title II  
2014 - 2015 Academic Year**

<b>Institution Name</b>	UNIVERSITY CENTRAL ARKANSAS
<b>Institution Code</b>	6012
<b>State</b>	Arkansas

Assessment Information <sup>1</sup>	Group	Number Taking Assessment	Number Passing Assessment	Institutional Pass Rate	Institutional Average Scaled Score	Assessment Cut Score <sup>2</sup>	Statewide		
							Number Taking Assessment	Number Passing Assessment	Statewide Pass Rate
CORE ACADEMIC SKILLS FOR ED: MATH (5732)  Test Company: ETS Score Range: 100-200	All enrolled students who have completed all nonclinical courses, 2014-15						24	23	96%
	Other enrolled students, 2014-15	159	139	87%	167	150	366	304	83%
	All program completers, 2014-15	10	10	100%	172	150	35	34	97%
	All program completers, 2013-14								
	All program completers, 2012-13						1		
CORE ACADEMIC SKILLS FOR ED: READING (5712)  Test Company: ETS Score Range: 100-200	All enrolled students who have completed all nonclinical courses, 2014-15						23	23	100%
	Other enrolled students, 2014-15	138	137	99%	187	156	338	329	97%
	All program completers, 2014-15	10	10	100%	190	156	33	33	100%
	All program completers, 2013-14								
	All program completers, 2012-13						2		
CORE ACADEMIC SKILLS FOR ED: WRITING (5722)  Test Company: ETS Score Range: 100-200	All enrolled students who have completed all nonclinical courses, 2014-15						23	21	91%
	Other enrolled students, 2014-15	140	133	95%	174	162	347	309	89%
	All program completers, 2014-15	10	10	100%	173	162	33	33	100%
	All program completers, 2013-14								
	All program completers, 2012-13						2		
EARLY CHILDHOOD CONTENT KNOWLEDGE (5022)  Test Company: ETS Score Range: 100-200	All enrolled students who have completed all nonclinical courses, 2014-15						7		
	Other enrolled students, 2014-15	18	18	100%	175	157	56	54	96%
	All program completers, 2014-15	38	38	100%	177	157	92	92	100%
	All program completers, 2013-14	38	38	100%	174	157	114	114	100%
	All program completers, 2012-13	32	32	100%	177	157	76	76	100%


**Single Assessment Institution-Level Pass Rate Data: Alternative Teacher Preparation Program Within IHE**

	<b>HEOA - Title II 2014 - 2015 Academic Year</b>
	<b>Institution Name</b>
	<b>Institution Code</b>
	<b>State</b>

UNIVERSITY CENTRAL ARKANSAS  
6012  
Arkansas

Assessment Information <sup>1</sup>	Group	Number Taking Assessment	Number Passing Assessment	Institutional Pass Rate	Institutional Average Scaled Score	Assessment Cut Score <sup>2</sup>	Statewide		
							Number Taking Assessment	Number Passing Assessment	Statewide Pass Rate
<b>EARTH AND SPACE SCIENCES - CK (5571)</b>  Test Company: ETS Score Range: 100-200	All enrolled students who have completed all nonclinical courses, 2014-15						2		
	Other enrolled students, 2014-15	1				145	13	8	62%
	All program completers, 2014-15	2				145	9		
	All program completers, 2013-14	5				145	14	11	79%
	All program completers, 2012-13	3				145	18	17	94%
<b>ELEM ED MULTI SUBJ MATHEMATICS (DISC) (5033)</b>  Test Company: ETS Score Range: 100-200	All enrolled students who have completed all nonclinical courses, 2014-15								
	Other enrolled students, 2014-15						1		
	All program completers, 2014-15								
	All program completers, 2013-14								
	All program completers, 2012-13								
<b>ELEM ED MULTI SUBJ READING LANG ARTS (DISC) (5032)</b>  Test Company: ETS Score Range: 100-200	All enrolled students who have completed all nonclinical courses, 2014-15								
	Other enrolled students, 2014-15						1		
	All program completers, 2014-15								
	All program completers, 2013-14								
	All program completers, 2012-13								
<b>ELEM ED MULTI SUBJ SCIENCES (DISC) (5035)</b>  Test Company: ETS Score Range: 100-200	All enrolled students who have completed all nonclinical courses, 2014-15								
	Other enrolled students, 2014-15						1		
	All program completers, 2014-15								
	All program completers, 2013-14								
	All program completers, 2012-13								


**Single Assessment Institution-Level Pass Rate Data: Alternative Teacher Preparation Program Within IHE**

	<b>HEOA - Title II 2014 - 2015 Academic Year</b>
	<b>Institution Name</b>
	<b>Institution Code</b>
	<b>State</b>

UNIVERSITY CENTRAL ARKANSAS  
6012  
Arkansas

Assessment Information <sup>1</sup>	Group	Number Taking Assessment	Number Passing Assessment	Institutional Pass Rate	Institutional Average Scaled Score	Assessment Cut Score <sup>2</sup>	Statewide		
							Number Taking Assessment	Number Passing Assessment	Statewide Pass Rate
<b>ELEM ED MULTI SUBJ SOCIAL STUDIES (DISC) (5034)</b>  Test Company: ETS Score Range: 100-200	All enrolled students who have completed all nonclinical courses, 2014-15								
	Other enrolled students, 2014-15						1		
	All program completers, 2014-15								
	All program completers, 2013-14								
	All program completers, 2012-13								
<b>ENG LANG LIT COMP CONTENT &amp; ANALYSIS (DISC) (5044)</b>  Test Company: ETS Score Range: 100-200	All enrolled students who have completed all nonclinical courses, 2014-15						9		
	Other enrolled students, 2014-15	7				166	22	18	82%
	All program completers, 2014-15	6				166	30	30	100%
	All program completers, 2013-14	5				166	28	28	100%
	All program completers, 2012-13	1				166	17	17	100%
<b>ENG LANG LIT COMP CONTENT KNOWLEDGE (DISC) (0041)</b>  Test Company: ETS Score Range: 100-200	All enrolled students who have completed all nonclinical courses, 2014-15								
	Other enrolled students, 2014-15								
	All program completers, 2014-15								
	All program completers, 2013-14						1		
	All program completers, 2012-13	1				159	7		
<b>ENG LANG LIT COMP ESSAYS (DISCONTINUED) (0042)</b>  Test Company: ETS Score Range: 100-200	All enrolled students who have completed all nonclinical courses, 2014-15								
	Other enrolled students, 2014-15								
	All program completers, 2014-15								
	All program completers, 2013-14						1		
	All program completers, 2012-13	1				150	7		


**Single Assessment Institution-Level Pass Rate Data: Alternative Teacher Preparation Program Within IHE**

	<b>HEOA - Title II</b> <b>2014 - 2015 Academic Year</b>
	<b>Institution Name</b>
	<b>Institution Code</b>
	<b>State</b>

UNIVERSITY CENTRAL ARKANSAS  
6012  
Arkansas

Assessment Information <sup>1</sup>	Group	Number Taking Assessment	Number Passing Assessment	Institutional Pass Rate	Institutional Average Scaled Score	Assessment Cut Score <sup>2</sup>	Statewide		
							Number Taking Assessment	Number Passing Assessment	Statewide Pass Rate
<b>ENG LANG LIT COMP PEDAGOGY (DISCONTINUED) (0043)</b>  Test Company: ETS Score Range: 100-200	All enrolled students who have completed all nonclinical courses, 2014-15								
	Other enrolled students, 2014-15						3		
	All program completers, 2014-15						1		
	All program completers, 2013-14								
	All program completers, 2012-13	2				145	25	25	100%
<b>ENGLISH LANGUAGE ARTS: CONTENT AND ANALYSIS (5039)</b>  Test Company: ETS Score Range: 100-200	All enrolled students who have completed all nonclinical courses, 2014-15						2		
	Other enrolled students, 2014-15	9				168	35	26	74%
	All program completers, 2014-15						1		
	All program completers, 2013-14								
	All program completers, 2012-13								
<b>FAMILY AND CONSUMER SCIENCES (DISCONTINUED 2) (5121)</b>  Test Company: ETS Score Range: 100-200	All enrolled students who have completed all nonclinical courses, 2014-15						1		
	Other enrolled students, 2014-15	6				153	9		
	All program completers, 2014-15	2				153	3		
	All program completers, 2013-14	1				153	3		
	All program completers, 2012-13	3				153	6		
<b>FRENCH WORLD LANGUAGE (5174)</b>  Test Company: ETS Score Range: 100-200	All enrolled students who have completed all nonclinical courses, 2014-15								
	Other enrolled students, 2014-15								
	All program completers, 2014-15								
	All program completers, 2013-14								
	All program completers, 2012-13						1		


**Single Assessment Institution-Level Pass Rate Data: Alternative Teacher Preparation Program Within IHE**

	<b>HEOA - Title II 2014 - 2015 Academic Year</b>
	<b>Institution Name</b>
	<b>Institution Code</b>
	<b>State</b>

UNIVERSITY CENTRAL ARKANSAS  
6012  
Arkansas

Assessment Information <sup>1</sup>	Group	Number Taking Assessment	Number Passing Assessment	Institutional Pass Rate	Institutional Average Scaled Score	Assessment Cut Score <sup>2</sup>	Statewide		
							Number Taking Assessment	Number Passing Assessment	Statewide Pass Rate
<b>HEALTH AND PE (DISC) (5856)</b>  Test Company: ETS Score Range: 100-200	All enrolled students who have completed all nonclinical courses, 2014-15						3		
	Other enrolled students, 2014-15	2				144	9		
	All program completers, 2014-15	3				144	14	14	100%
	All program completers, 2013-14	3				144	15	15	100%
	All program completers, 2012-13	2				144	12	12	100%
<b>HEALTH AND PE (5857)</b>  Test Company: ETS Score Range: 100-200	All enrolled students who have completed all nonclinical courses, 2014-15						3		
	Other enrolled students, 2014-15	4				155	25	23	92%
	All program completers, 2014-15						4		
	All program completers, 2013-14								
	All program completers, 2012-13								
<b>LATIN (5601)</b>  Test Company: ETS Score Range: 100-200	All enrolled students who have completed all nonclinical courses, 2014-15								
	Other enrolled students, 2014-15								
	All program completers, 2014-15						1		
	All program completers, 2013-14								
	All program completers, 2012-13								
<b>LIFE SCIENCE PEDAGOGY (0234)</b>  Test Company: ETS Score Range: 100-200	All enrolled students who have completed all nonclinical courses, 2014-15								
	Other enrolled students, 2014-15						1		
	All program completers, 2014-15						2		
	All program completers, 2013-14	1				146	3		
	All program completers, 2012-13	1				146	13	13	100%

Single Assessment Institution-Level Pass Rate Data: *Alternative Teacher Preparation Program Within IHE*


	<b>HEOA - Title II</b> <b>2014 - 2015 Academic Year</b>
	<b>Institution Name</b>
	<b>Institution Code</b>
	<b>State</b>

UNIVERSITY CENTRAL ARKANSAS  
6012  
Arkansas

Assessment Information <sup>1</sup>	Group	Number Taking Assessment	Number Passing Assessment	Institutional Pass Rate	Institutional Average Scaled Score	Assessment Cut Score <sup>2</sup>	Statewide		
							Number Taking Assessment	Number Passing Assessment	Statewide Pass Rate
<b>MATH PROOFS MODELS PROBLEMS PART 1 (DISC) (0063)</b>  Test Company: ETS Score Range: 100-200	All enrolled students who have completed all nonclinical courses, 2014-15						1		
	Other enrolled students, 2014-15	4				144	10	10	100%
	All program completers, 2014-15	4				144	13	11	85%
	All program completers, 2013-14	1				144	12	12	100%
	All program completers, 2012-13	1				144	15	15	100%
<b>MATHEMATICS CONTENT KNOWLEDGE (DISC) (0061)</b>  Test Company: ETS Score Range: 100-200	All enrolled students who have completed all nonclinical courses, 2014-15						1		
	Other enrolled students, 2014-15	6				125	11	10	91%
	All program completers, 2014-15	4				125	11	11	100%
	All program completers, 2013-14	1				125	11	11	100%
	All program completers, 2012-13	1				125	15	15	100%
<b>MATHEMATICS CONTENT KNOWLEDGE (5161)</b>  Test Company: ETS Score Range: 100-200	All enrolled students who have completed all nonclinical courses, 2014-15								
	Other enrolled students, 2014-15	9				160	21	8	38%
	All program completers, 2014-15						1		
	All program completers, 2013-14								
	All program completers, 2012-13								
<b>MATHEMATICS PEDAGOGY (DISC) (0065)</b>  Test Company: ETS Score Range: 100-200	All enrolled students who have completed all nonclinical courses, 2014-15								
	Other enrolled students, 2014-15	1				135	4		
	All program completers, 2014-15	1				135	3		
	All program completers, 2013-14	1				135	6		
	All program completers, 2012-13	1				135	14	14	100%




**Single Assessment Institution-Level Pass Rate Data: Alternative Teacher Preparation Program Within IHE**

	<b>HEOA - Title II</b> <b>2014 - 2015 Academic Year</b>
	<b>Institution Name</b>
	<b>Institution Code</b>
	<b>State</b>

UNIVERSITY CENTRAL ARKANSAS  
6012  
Arkansas

Assessment Information <sup>1</sup>	Group	Number Taking Assessment	Number Passing Assessment	Institutional Pass Rate	Institutional Average Scaled Score	Assessment Cut Score <sup>2</sup>	Statewide		
							Number Taking Assessment	Number Passing Assessment	Statewide Pass Rate
<b>MIDDLE SCHOOL CONTENT KNOWLEDGE (5146)</b>  Test Company: ETS Score Range: 100-200	All enrolled students who have completed all nonclinical courses, 2014-15						1		
	Other enrolled students, 2014-15	2				144	6		
	All program completers, 2014-15	1				144	7		
	All program completers, 2013-14	5				144	18	18	100%
	All program completers, 2012-13	15	15	100%	167	144	40	40	100%
<b>MIDDLE SCHOOL ENG LANG ARTS (5047)</b>  Test Company: ETS Score Range: 100-200	All enrolled students who have completed all nonclinical courses, 2014-15						10	6	60%
	Other enrolled students, 2014-15	43	28	65%	165	164	96	56	58%
	All program completers, 2014-15	4				164	17	12	71%
	All program completers, 2013-14								
	All program completers, 2012-13								
<b>MIDDLE SCHOOL MATHEMATICS (5169)</b>  Test Company: ETS Score Range: 100-200	All enrolled students who have completed all nonclinical courses, 2014-15						6		
	Other enrolled students, 2014-15	25	14	56%	163	165	53	30	57%
	All program completers, 2014-15	7				165	20	16	80%
	All program completers, 2013-14	1				165	1		
	All program completers, 2012-13								
<b>MIDDLE SCHOOL MULTI SUBJ ENG LANG ARTS (5142)</b>  Test Company: ETS Score Range: 100-200	All enrolled students who have completed all nonclinical courses, 2014-15						5		
	Other enrolled students, 2014-15	9				150	36	33	92%
	All program completers, 2014-15	12	12	100%	176	150	41	41	100%
	All program completers, 2013-14	14	14	100%	173	150	46	46	100%
	All program completers, 2012-13	2				150	6		

**Single Assessment Institution-Level Pass Rate Data: Alternative Teacher Preparation Program Within IHE**

	<b>HEOA - Title II 2014 - 2015 Academic Year</b>
	<b>Institution Name</b>
	<b>Institution Code</b>
	<b>State</b>

UNIVERSITY CENTRAL ARKANSAS  
6012  
Arkansas

Assessment Information <sup>1</sup>	Group	Number Taking Assessment	Number Passing Assessment	Institutional Pass Rate	Institutional Average Scaled Score	Assessment Cut Score <sup>2</sup>	Statewide		
							Number Taking Assessment	Number Passing Assessment	Statewide Pass Rate
<b>MIDDLE SCHOOL MULTI SUBJ MATHEMATICS (5143)</b>  Test Company: ETS Score Range: 100-200	All enrolled students who have completed all nonclinical courses, 2014-15						2		
	Other enrolled students, 2014-15	4				143	21	14	67%
	All program completers, 2014-15	7				143	24	20	83%
	All program completers, 2013-14	10	10	100%	155	143	38	37	97%
	All program completers, 2012-13	2				143	5		
<b>MIDDLE SCHOOL MULTI SUBJ SCIENCES (5145)</b>  Test Company: ETS Score Range: 100-200	All enrolled students who have completed all nonclinical courses, 2014-15						3		
	Other enrolled students, 2014-15	4				143	21	13	62%
	All program completers, 2014-15	9				143	32	31	97%
	All program completers, 2013-14	12	12	100%	151	143	42	39	93%
	All program completers, 2012-13	2				143	6		
<b>MIDDLE SCHOOL MULTI SUBJ SOCIAL STUDIES (5144)</b>  Test Company: ETS Score Range: 100-200	All enrolled students who have completed all nonclinical courses, 2014-15						4		
	Other enrolled students, 2014-15	5				142	25	11	44%
	All program completers, 2014-15	9				142	36	32	89%
	All program completers, 2013-14	11	11	100%	150	142	41	39	95%
	All program completers, 2012-13	2				142	6		
<b>MIDDLE SCHOOL SCIENCE (DISCONTINUED) (0439)</b>  Test Company: ETS Score Range: 100-200	All enrolled students who have completed all nonclinical courses, 2014-15						3		
	Other enrolled students, 2014-15	7				146	12	10	83%
	All program completers, 2014-15	4				146	12	12	100%
	All program completers, 2013-14								
	All program completers, 2012-13								

Single Assessment Institution-Level Pass Rate Data: *Alternative Teacher Preparation Program Within IHE*




**HEOA - Title II  
2014 - 2015 Academic Year**

<b>Institution Name</b>	UNIVERSITY CENTRAL ARKANSAS
<b>Institution Code</b>	6012
<b>State</b>	Arkansas

Assessment Information <sup>1</sup>	Group	Number Taking Assessment	Number Passing Assessment	Institutional Pass Rate	Institutional Average Scaled Score	Assessment Cut Score <sup>2</sup>	Statewide		
							Number Taking Assessment	Number Passing Assessment	Statewide Pass Rate
<b>MIDDLE SCHOOL SCIENCE (5440)</b>  Test Company: ETS Score Range: 100-200	All enrolled students who have completed all nonclinical courses, 2014-15						4		
	Other enrolled students, 2014-15	12	8	67%	153	150	36	24	67%
	All program completers, 2014-15	1				150	4		
	All program completers, 2013-14						1		
	All program completers, 2012-13								
<b>MIDDLE SCHOOL SOCIAL STUDIES (5089)</b>  Test Company: ETS Score Range: 100-200	All enrolled students who have completed all nonclinical courses, 2014-15						8		
	Other enrolled students, 2014-15	20	16	80%	158	149	48	41	85%
	All program completers, 2014-15	2				149	13	13	100%
	All program completers, 2013-14						1		
	All program completers, 2012-13								
<b>MUSIC ANALYSIS (DISCONTINUED) (0112)</b>  Test Company: ETS Score Range: 100-200	All enrolled students who have completed all nonclinical courses, 2014-15								
	Other enrolled students, 2014-15	1				150	1		
	All program completers, 2014-15								
	All program completers, 2013-14						2		
	All program completers, 2012-13						4		
<b>MUSIC CONCEPTS AND PROCESSES (DISCONTINUED) (0111)</b>  Test Company: ETS Score Range: 100-200	All enrolled students who have completed all nonclinical courses, 2014-15								
	Other enrolled students, 2014-15	1				145	2		
	All program completers, 2014-15								
	All program completers, 2013-14						2		
	All program completers, 2012-13						4		

**Single Assessment Institution-Level Pass Rate Data: Alternative Teacher Preparation Program Within IHE**

	<b>HEOA - Title II 2014 - 2015 Academic Year</b>
	<b>Institution Name</b>
	<b>Institution Code</b>
	<b>State</b>

UNIVERSITY CENTRAL ARKANSAS  
6012  
Arkansas

Assessment Information <sup>1</sup>	Group	Number Taking Assessment	Number Passing Assessment	Institutional Pass Rate	Institutional Average Scaled Score	Assessment Cut Score <sup>2</sup>	Statewide		
							Number Taking Assessment	Number Passing Assessment	Statewide Pass Rate
<b>MUSIC CONTENT &amp; INSTRUCTION (5114)</b>  Test Company: ETS Score Range: 100-200	All enrolled students who have completed all nonclinical courses, 2014-15						1		
	Other enrolled students, 2014-15						2		
	All program completers, 2014-15	1				162	4		
	All program completers, 2013-14						2		
	All program completers, 2012-13								
<b>MUSIC CONTENT KNOWLEDGE (0113)</b>  Test Company: ETS Score Range: 100-200	All enrolled students who have completed all nonclinical courses, 2014-15								
	Other enrolled students, 2014-15	1				157	10	4	40%
	All program completers, 2014-15						2		
	All program completers, 2013-14						1		
	All program completers, 2012-13						4		
<b>PHYSICAL ED ANALYSIS AND DESIGN (DISCONTINUED) (0092)</b>  Test Company: ETS Score Range: 100-200	All enrolled students who have completed all nonclinical courses, 2014-15								
	Other enrolled students, 2014-15								
	All program completers, 2014-15								
	All program completers, 2013-14						2		
	All program completers, 2012-13	1				150	5		
<b>PHYSICAL ED CONTENT AND DESIGN (5095)</b>  Test Company: ETS Score Range: 100-200	All enrolled students who have completed all nonclinical courses, 2014-15						3		
	Other enrolled students, 2014-15	2				169	11	8	73%
	All program completers, 2014-15	3				169	12	11	92%
	All program completers, 2013-14	3				169	13	12	92%
	All program completers, 2012-13	1				169	7		

**Single Assessment Institution-Level Pass Rate Data: Alternative Teacher Preparation Program Within IHE**




**HEOA - Title II  
2014 - 2015 Academic Year**

<b>Institution Name</b>	UNIVERSITY CENTRAL ARKANSAS
<b>Institution Code</b>	6012
<b>State</b>	Arkansas

Assessment Information <sup>1</sup>	Group	Number Taking Assessment	Number Passing Assessment	Institutional Pass Rate	Institutional Average Scaled Score	Assessment Cut Score <sup>2</sup>	Statewide		
							Number Taking Assessment	Number Passing Assessment	Statewide Pass Rate
<b>PHYSICAL SCIENCE CONTENT KNOWLEDGE (0481)</b>  Test Company: ETS Score Range: 100-200	All enrolled students who have completed all nonclinical courses, 2014-15						2		
	Other enrolled students, 2014-15	5				145	19	19	100%
	All program completers, 2014-15	1				145	13	13	100%
	All program completers, 2013-14	2				145	10	10	100%
	All program completers, 2012-13	3				145	10	10	100%
<b>PHYSICAL SCIENCE PEDAGOGY (DISCONTINUED) (0483)</b>  Test Company: ETS Score Range: 100-200	All enrolled students who have completed all nonclinical courses, 2014-15								
	Other enrolled students, 2014-15								
	All program completers, 2014-15						1		
	All program completers, 2013-14	1				145	4		
	All program completers, 2012-13	3				145	10	10	100%
<b>PHYSICS CONTENT KNOWLEDGE (5265)</b>  Test Company: ETS Score Range: 100-200	All enrolled students who have completed all nonclinical courses, 2014-15								
	Other enrolled students, 2014-15						1		
	All program completers, 2014-15								
	All program completers, 2013-14								
	All program completers, 2012-13								
<b>PRAXIS I MATHEMATICS (DISCONTINUED) (0730)</b>  Test Company: ETS Score Range: 150-190	All enrolled students who have completed all nonclinical courses, 2014-15						39	38	97%
	Other enrolled students, 2014-15	75	73	97%	179	171	255	244	96%
	All program completers, 2014-15	68	68	100%	179	171	220	220	100%
	All program completers, 2013-14	58	58	100%	178	171	252	252	100%
	All program completers, 2012-13	64	64	100%	180	171	237	237	100%

**Single Assessment Institution-Level Pass Rate Data: Alternative Teacher Preparation Program Within IHE**

	<b>HEOA - Title II 2014 - 2015 Academic Year</b>
	<b>Institution Name</b>
	<b>Institution Code</b>
	<b>State</b>

UNIVERSITY CENTRAL ARKANSAS  
6012  
Arkansas

Assessment Information <sup>1</sup>	Group	Number Taking Assessment	Number Passing Assessment	Institutional Pass Rate	Institutional Average Scaled Score	Assessment Cut Score <sup>2</sup>	Statewide		
							Number Taking Assessment	Number Passing Assessment	Statewide Pass Rate
<b>PRAXIS I READING (DISCONTINUED) (0710)</b>  Test Company: ETS Score Range: 150-190	All enrolled students who have completed all nonclinical courses, 2014-15						36	36	100%
	Other enrolled students, 2014-15	74	71	96%	179	172	246	235	96%
	All program completers, 2014-15	67	67	100%	180	172	217	216	100%
	All program completers, 2013-14	58	58	100%	179	172	254	254	100%
	All program completers, 2012-13	64	64	100%	181	172	237	236	100%
<b>PRAXIS I WRITING (DISCONTINUED) (0720)</b>  Test Company: ETS Score Range: 150-190	All enrolled students who have completed all nonclinical courses, 2014-15						36	36	100%
	Other enrolled students, 2014-15	78	74	95%	176	173	251	231	92%
	All program completers, 2014-15	67	67	100%	177	173	219	219	100%
	All program completers, 2013-14	63	63	100%	177	173	262	262	100%
	All program completers, 2012-13	65	65	100%	178	173	241	240	100%
<b>PRINC LEARNING AND TEACHING 5-9 (DISCONTINUED) (0523)</b>  Test Company: ETS Score Range: 100-200	All enrolled students who have completed all nonclinical courses, 2014-15								
	Other enrolled students, 2014-15								
	All program completers, 2014-15								
	All program completers, 2013-14	1				164	1		
	All program completers, 2012-13						4		
<b>PRINC LEARNING AND TEACHING 5-9 (5623)</b>  Test Company: ETS Score Range: 100-200	All enrolled students who have completed all nonclinical courses, 2014-15						7		
	Other enrolled students, 2014-15	11	10	91%	175	160	30	27	90%
	All program completers, 2014-15	25	25	100%	180	160	78	75	96%
	All program completers, 2013-14	20	20	100%	175	160	74	74	100%
	All program completers, 2012-13	22	22	100%	181	160	49	49	100%

**Single Assessment Institution-Level Pass Rate Data: Alternative Teacher Preparation Program Within IHE**




**HEOA - Title II  
2014 - 2015 Academic Year**

<b>Institution Name</b>	UNIVERSITY CENTRAL ARKANSAS
<b>Institution Code</b>	6012
<b>State</b>	Arkansas

Assessment Information <sup>1</sup>	Group	Number Taking Assessment	Number Passing Assessment	Institutional Pass Rate	Institutional Average Scaled Score	Assessment Cut Score <sup>2</sup>	Statewide		
							Number Taking Assessment	Number Passing Assessment	Statewide Pass Rate
<b>PRINC LEARNING AND TEACHING 7-12 (DISCONTINUED) (0524)</b>  Test Company: ETS Score Range: 100-200	All enrolled students who have completed all nonclinical courses, 2014-15								
	Other enrolled students, 2014-15								
	All program completers, 2014-15								
	All program completers, 2013-14								
	All program completers, 2012-13	2				164	8		
<b>PRINC LEARNING AND TEACHING 7-12 (5624)</b>  Test Company: ETS Score Range: 100-200	All enrolled students who have completed all nonclinical courses, 2014-15						11	11	100%
	Other enrolled students, 2014-15	21	17	81%	169	157	69	63	91%
	All program completers, 2014-15	32	31	97%	177	157	121	119	98%
	All program completers, 2013-14	8				157	60	60	100%
	All program completers, 2012-13	14	14	100%	173	157	64	64	100%
<b>PRINC LEARNING AND TEACHING EARLY CHILD (DISC) (0521)</b>  Test Company: ETS Score Range: 100-200	All enrolled students who have completed all nonclinical courses, 2014-15								
	Other enrolled students, 2014-15								
	All program completers, 2014-15								
	All program completers, 2013-14	4				159	6		
	All program completers, 2012-13	3				159	4		
<b>PRINC LEARNING AND TEACHING EARLY CHILD (5621)</b>  Test Company: ETS Score Range: 100-200	All enrolled students who have completed all nonclinical courses, 2014-15						3		
	Other enrolled students, 2014-15	4				157	19	15	79%
	All program completers, 2014-15	40	40	100%	172	157	99	98	99%
	All program completers, 2013-14	35	35	100%	172	157	116	112	97%
	All program completers, 2012-13	34	34	100%	174	157	84	84	100%

**Single Assessment Institution-Level Pass Rate Data: Alternative Teacher Preparation Program Within IHE**

	<b>HEOA - Title II 2014 - 2015 Academic Year</b>	
	<b>Institution Name</b>	UNIVERSITY CENTRAL ARKANSAS
	<b>Institution Code</b>	6012
	<b>State</b>	Arkansas

Assessment Information <sup>1</sup>	Group	Number Taking Assessment	Number Passing Assessment	Institutional Pass Rate	Institutional Average Scaled Score	Assessment Cut Score <sup>2</sup>	Statewide		
							Number Taking Assessment	Number Passing Assessment	Statewide Pass Rate
<b>PRINC LEARNING AND TEACHING K-6 (5622)</b>  Test Company: ETS Score Range: 100-200	All enrolled students who have completed all nonclinical courses, 2014-15								
	Other enrolled students, 2014-15						1		
	All program completers, 2014-15	3				160	7		
	All program completers, 2013-14	1				160	1		
	All program completers, 2012-13								
<b>SOCIAL STUDIES ANALYTICAL ESSAYS (DISCONTINUED) (0082)</b>  Test Company: ETS Score Range: 100-200	All enrolled students who have completed all nonclinical courses, 2014-15								
	Other enrolled students, 2014-15								
	All program completers, 2014-15								
	All program completers, 2013-14	1				140	3		
	All program completers, 2012-13	2				140	16	16	100%
<b>SOCIAL STUDIES CONTENT &amp; INTERPRETATION (5086)</b>  Test Company: ETS Score Range: 100-200	All enrolled students who have completed all nonclinical courses, 2014-15						6		
	Other enrolled students, 2014-15	13	8	62%	157	153	47	40	85%
	All program completers, 2014-15	4				153	15	15	100%
	All program completers, 2013-14						14	14	100%
	All program completers, 2012-13	7				153	15	15	100%
<b>SOCIAL STUDIES CONTENT KNOWLEDGE (0081)</b>  Test Company: ETS Score Range: 100-200	All enrolled students who have completed all nonclinical courses, 2014-15								
	Other enrolled students, 2014-15								
	All program completers, 2014-15								
	All program completers, 2013-14	1				155	3		
	All program completers, 2012-13	2				155	16	16	100%



**Single Assessment Institution-Level Pass Rate Data: Alternative Teacher Preparation Program Within IHE**




**HEOA - Title II  
2014 - 2015 Academic Year**

<b>Institution Name</b>	UNIVERSITY CENTRAL ARKANSAS
<b>Institution Code</b>	6012
<b>State</b>	Arkansas

Assessment Information <sup>1</sup>	Group	Number Taking Assessment	Number Passing Assessment	Institutional Pass Rate	Institutional Average Scaled Score	Assessment Cut Score <sup>2</sup>	Statewide		
							Number Taking Assessment	Number Passing Assessment	Statewide Pass Rate
<b>SPANISH WORLD LANGUAGE (5195)</b>  Test Company: ETS Score Range: 100-200	All enrolled students who have completed all nonclinical courses, 2014-15								
	Other enrolled students, 2014-15	1				168	6		
	All program completers, 2014-15	1				168	5		
	All program completers, 2013-14						4		
	All program completers, 2012-13	1				168	1		
<b>SPEECH COMMUNICATION (DISCONTINUED) (0220)</b>  Test Company: ETS Score Range: 250-990	All enrolled students who have completed all nonclinical courses, 2014-15								
	Other enrolled students, 2014-15								
	All program completers, 2014-15								
	All program completers, 2013-14								
	All program completers, 2012-13						1		
<b>SPEECH COMMUNICATION: CK (5221)</b>  Test Company: ETS Score Range: 100-200	All enrolled students who have completed all nonclinical courses, 2014-15						2		
	Other enrolled students, 2014-15	2				141	5		
	All program completers, 2014-15						4		
	All program completers, 2013-14	2				141	7		
	All program completers, 2012-13						4		
<b>THEATRE (DISCONTINUED) (0640)</b>  Test Company: ETS Score Range: 250-990	All enrolled students who have completed all nonclinical courses, 2014-15								
	Other enrolled students, 2014-15								
	All program completers, 2014-15								
	All program completers, 2013-14	1				580	2		
	All program completers, 2012-13								

**Single Assessment Institution-Level Pass Rate Data: Alternative Teacher Preparation Program Within IHE**

	<b>HEOA - Title II 2014 - 2015 Academic Year</b>
	<b>Institution Name</b> UNIVERSITY CENTRAL ARKANSAS
	<b>Institution Code</b> 6012
	<b>State</b> Arkansas

Assessment Information <sup>1</sup>	Group	Number Taking Assessment	Number Passing Assessment	Institutional Pass Rate	Institutional Average Scaled Score	Assessment Cut Score <sup>2</sup>	Statewide		
							Number Taking Assessment	Number Passing Assessment	Statewide Pass Rate
<b>THEATRE (5641)</b>  Test Company: ETS Score Range: 0-200	All enrolled students who have completed all nonclinical courses, 2014-15								
	Other enrolled students, 2014-15	2				154	5		
	All program completers, 2014-15						1		
	All program completers, 2013-14						1		
	All program completers, 2012-13								
<b>WORLD LANGUAGE PEDAGOGY (5841)</b>  Test Company: ETS Score Range: 100-200	All enrolled students who have completed all nonclinical courses, 2014-15								
	Other enrolled students, 2014-15								
	All program completers, 2014-15	1				158	4		
	All program completers, 2013-14						3		
	All program completers, 2012-13	1				158	3		

Note: In cases where there are less than ten students taking the assessment or license/certificate, the number passing and pass rate are not reported.

<sup>1</sup>Tests with multiple delivery options (computer, paper, etc.) will be noted with the assessment code for one format only.

<sup>2</sup>Cut scores may vary for groups depending upon when the cut scores are established by the state and when each group completed their teacher certification or licensure assessment.

Single Assessment Institution-Level Pass Rate Data: *Alternative Teacher Preparation Program Within IHE*

February 26, 2016

Statewide Average Scaled Score
164
168
176

Single Assessment Institution-Level Pass Rate Data: *Alternative Teacher Preparation Program Within IHE*

February 26, 2016

Statewide Average Scaled Score
159
158
156
155
172
174

Single Assessment Institution-Level Pass Rate Data: *Alternative Teacher Preparation Program Within IHE*

February 26, 2016

<b>Statewide Average Scaled Score</b>
162
164
170
189
185
189
174
171
174
173
176
174
178

Single Assessment Institution-Level Pass Rate Data: *Alternative Teacher Preparation Program Within IHE*

February 26, 2016

Statewide Average Scaled Score
143
154
157

Single Assessment Institution-Level Pass Rate Data: *Alternative Teacher Preparation Program Within IHE*

February 26, 2016

<b>Statewide Average Scaled Score</b>
---

--

--

--

--

--

--

177
-----

180
-----

181
-----

181
-----

--

--

--

--

--

--

--

--

--

--

Single Assessment Institution-Level Pass Rate Data: *Alternative Teacher Preparation Program Within IHE*

February 26, 2016

Statewide Average Scaled Score
159
172



Single Assessment Institution-Level Pass Rate Data: *Alternative Teacher Preparation Program Within IHE*

February 26, 2016

Statewide Average Scaled Score
157
159
164
162
152

Single Assessment Institution-Level Pass Rate Data: *Alternative Teacher Preparation Program Within IHE*

February 26, 2016

Statewide Average Scaled Score
156
157
162
162
140
141
145
146
150
148

Single Assessment Institution-Level Pass Rate Data: *Alternative Teacher Preparation Program Within IHE*

February 26, 2016

Statewide Average Scaled Score
160
165
164
163
167
163
167
169
175
176

Single Assessment Institution-Level Pass Rate Data: *Alternative Teacher Preparation Program Within IHE*

February 26, 2016

Statewide Average Scaled Score
145
157
156
143
154
152
137
154
154
157
162

Single Assessment Institution-Level Pass Rate Data: *Alternative Teacher Preparation Program Within IHE*

February 26, 2016

<b>Statewide Average Scaled Score</b>
152
161
166

Single Assessment Institution-Level Pass Rate Data: *Alternative Teacher Preparation Program Within IHE*

February 26, 2016

Statewide Average Scaled Score
152
169
171
175

Single Assessment Institution-Level Pass Rate Data: *Alternative Teacher Preparation Program Within IHE*

February 26, 2016

Statewide Average Scaled Score
167
174
168
167
160
179
178
179
179
180

Single Assessment Institution-Level Pass Rate Data: *Alternative Teacher Preparation Program Within IHE*

February 26, 2016

<b>Statewide Average Scaled Score</b>
181
179
181
180
181
177
176
177
177
178
173
176
174
179



Single Assessment Institution-Level Pass Rate Data: *Alternative Teacher Preparation Program Within IHE*

February 26, 2016

Statewide Average Scaled Score
179
171
175
171
172
164
170
169
171

Single Assessment Institution-Level Pass Rate Data: *Alternative Teacher Preparation Program Within IHE*

February 26, 2016

Statewide Average Scaled Score
151
161
169
159
163
170

Single Assessment Institution-Level Pass Rate Data: *Alternative Teacher Preparation Program Within IHE*

February 26, 2016

<b>Statewide Average Scaled Score</b>

Single Assessment Institution-Level Pass Rate Data: *Alternative Teacher Preparation Program Within IHE*

February 26, 2016

Statewide Average Scaled Score