




Single Assessment Institution-Level Pass Rate Data: Traditional Teacher Preparation Program Within IHE

		HEOA - Title II 2013 - 2014 Academic Year							
Institution Name		UNIVERSITY CENTRAL ARKANSAS							
Institution Code		6012							
State		Arkansas							
								State	
Assessment Information ¹	Group	Number Taking Assessment	Number Passing Assessment	Institutional Pass Rate	Institutional Average Scaled Score	Assessment Cut Score ²	Number Taking Assessment	Number Passing Assessment	
AGRICULTURE (0700) Test Company: ETS Score Range: 250-990	All enrolled students who have completed all nonclinical courses, 2013-14						3		
	Other enrolled students, 2013-14						3		
	All program completers, 2013-14						19	19	
	All program completers, 2012-13						18	17	
	All program completers, 2011-12						18	18	
ART CONTENT AND ANALYSIS (0135) Test Company: ETS Score Range: 100-200	All enrolled students who have completed all nonclinical courses, 2013-14						14	11	
	Other enrolled students, 2013-14	1				161	10	6	
	All program completers, 2013-14	5				161	36	34	
	All program completers, 2012-13	11	11	100%	173	161	28	28	
	All program completers, 2011-12	2				161	25	25	
ART CONTENT KNOWLEDGE (DISCONTINUED) (0133) Test Company: ETS Score Range: 100-200	All enrolled students who have completed all nonclinical courses, 2013-14						1		
	Other enrolled students, 2013-14						2		
	All program completers, 2013-14								
	All program completers, 2012-13								
	All program completers, 2011-12	1				157	18	18	
ART CONTENT TRAD CRITIC AESTHETICS (DISCONTINUED) (0132) Test Company: ETS Score Range: 100-200	All enrolled students who have completed all nonclinical courses, 2013-14						1		
	Other enrolled students, 2013-14						1		
	All program completers, 2013-14								
	All program completers, 2012-13								
	All program completers, 2011-12	1				140	17	17	


Single Assessment Institution-Level Pass Rate Data: Traditional Teacher Preparation Program Within IHE

		HEOA - Title II 2013 - 2014 Academic Year						
Institution Name		UNIVERSITY CENTRAL ARKANSAS						
Institution Code		6012						
State		Arkansas						
								State
Assessment Information ¹	Group	Number Taking Assessment	Number Passing Assessment	Institutional Pass Rate	Institutional Average Scaled Score	Assessment Cut Score ²	Number Taking Assessment	Number Passing Assessment
ART MAKING (DISCONTINUED) (0131) Test Company: ETS Score Range: 100-200	All enrolled students who have completed all nonclinical courses, 2013-14						1	
	Other enrolled students, 2013-14						1	
	All program completers, 2013-14							
	All program completers, 2012-13							
	All program completers, 2011-12	1				146	17	17
BIOLOGY CONTENT KNOWLEDGE (0235) Test Company: ETS Score Range: 100-200	All enrolled students who have completed all nonclinical courses, 2013-14	1				142	8	
	Other enrolled students, 2013-14						4	
	All program completers, 2013-14	1				142	21	21
	All program completers, 2012-13	2				142	22	22
	All program completers, 2011-12	5				142	16	16
BUSINESS ED CONTENT KNOWLEDGE (5101) Test Company: ETS Score Range: 100-200	All enrolled students who have completed all nonclinical courses, 2013-14						9	
	Other enrolled students, 2013-14						3	
	All program completers, 2013-14						23	22
	All program completers, 2012-13						20	20
	All program completers, 2011-12	2				154	18	18
BUSINESS ED (0100) Test Company: ETS Score Range: 250-990	All enrolled students who have completed all nonclinical courses, 2013-14							
	Other enrolled students, 2013-14						1	
	All program completers, 2013-14							
	All program completers, 2012-13							
	All program completers, 2011-12						2	


Single Assessment Institution-Level Pass Rate Data: Traditional Teacher Preparation Program Within IHE

		HEOA - Title II 2013 - 2014 Academic Year						
Institution Name		UNIVERSITY CENTRAL ARKANSAS						
Institution Code		6012						
State		Arkansas						
								State
Assessment Information ¹	Group	Number Taking Assessment	Number Passing Assessment	Institutional Pass Rate	Institutional Average Scaled Score	Assessment Cut Score ²	Number Taking Assessment	Number Passing Assessment
CORE ACADEMIC SKILLS FOR ED: MATH (5732) Test Company: ETS Score Range: 100-200	All enrolled students who have completed all nonclinical courses, 2013-14						35	33
	Other enrolled students, 2013-14	53	53	100%	170	150	460	448
	All program completers, 2013-14						10	10
	All program completers, 2012-13							
	All program completers, 2011-12							
CORE ACADEMIC SKILLS FOR ED: READING (5712) Test Company: ETS Score Range: 100-200	All enrolled students who have completed all nonclinical courses, 2013-14						33	33
	Other enrolled students, 2013-14	54	54	100%	182	156	450	445
	All program completers, 2013-14						9	
	All program completers, 2012-13							
	All program completers, 2011-12							
CORE ACADEMIC SKILLS FOR ED: WRITING (5722) Test Company: ETS Score Range: 100-200	All enrolled students who have completed all nonclinical courses, 2013-14						36	34
	Other enrolled students, 2013-14	55	55	100%	173	162	463	452
	All program completers, 2013-14						9	
	All program completers, 2012-13							
	All program completers, 2011-12							
EARLY CHILDHOOD CONTENT KNOWLEDGE (5022) Test Company: ETS Score Range: 100-200	All enrolled students who have completed all nonclinical courses, 2013-14	43	43	100%	180	157	277	276
	Other enrolled students, 2013-14	5				157	410	410
	All program completers, 2013-14	79	79	100%	178	157	724	724
	All program completers, 2012-13	64	64	100%	180	157	671	671
	All program completers, 2011-12	67	67	100%	180	157	693	692


Single Assessment Institution-Level Pass Rate Data: Traditional Teacher Preparation Program Within IHE

		HEOA - Title II 2013 - 2014 Academic Year						
Institution Name		UNIVERSITY CENTRAL ARKANSAS						
Institution Code		6012						
State		Arkansas						
								State
Assessment Information ¹	Group	Number Taking Assessment	Number Passing Assessment	Institutional Pass Rate	Institutional Average Scaled Score	Assessment Cut Score ²	Number Taking Assessment	Number Passing Assessment
EARTH AND SPACE SCIENCES - CK (5571) Test Company: ETS Score Range: 100-200	All enrolled students who have completed all nonclinical courses, 2013-14	1				145	4	
	Other enrolled students, 2013-14	1				145	3	
	All program completers, 2013-14						13	12
	All program completers, 2012-13	4				145	29	28
	All program completers, 2011-12	5				145	27	26
ENG LANG LIT COMP CONTENT & ANALYSIS (5044) Test Company: ETS Score Range: 100-200	All enrolled students who have completed all nonclinical courses, 2013-14	1				166	31	31
	Other enrolled students, 2013-14	2				166	30	30
	All program completers, 2013-14	11	11	100%	178	166	92	92
	All program completers, 2012-13	14	14	100%	184	166	99	95
	All program completers, 2011-12	8				166	43	43
ENG LANG LIT COMP CONTENT KNOWLEDGE (0041) Test Company: ETS Score Range: 100-200	All enrolled students who have completed all nonclinical courses, 2013-14						1	
	Other enrolled students, 2013-14						2	
	All program completers, 2013-14							
	All program completers, 2012-13						6	
	All program completers, 2011-12						41	41
ENG LANG LIT COMP ESSAYS (0042) Test Company: ETS Score Range: 100-200	All enrolled students who have completed all nonclinical courses, 2013-14						1	
	Other enrolled students, 2013-14						1	
	All program completers, 2013-14							
	All program completers, 2012-13						6	
	All program completers, 2011-12						40	40


Single Assessment Institution-Level Pass Rate Data: Traditional Teacher Preparation Program Within IHE

		HEOA - Title II 2013 - 2014 Academic Year						
Institution Name		UNIVERSITY CENTRAL ARKANSAS						
Institution Code		6012						
State		Arkansas						
								State
Assessment Information ¹	Group	Number Taking Assessment	Number Passing Assessment	Institutional Pass Rate	Institutional Average Scaled Score	Assessment Cut Score ²	Number Taking Assessment	Number Passing Assessment
ENG LANG LIT COMP PEDAGOGY (0043) Test Company: ETS Score Range: 100-200	All enrolled students who have completed all nonclinical courses, 2013-14							
	Other enrolled students, 2013-14						1	
	All program completers, 2013-14						1	
	All program completers, 2012-13	14	14	100%	158	145	103	100
	All program completers, 2011-12	8				145	84	83
FAMILY AND CONSUMER SCIENCES (5121) Test Company: ETS Score Range: 100-200	All enrolled students who have completed all nonclinical courses, 2013-14	1				153	8	
	Other enrolled students, 2013-14	3				153	3	
	All program completers, 2013-14	8				153	24	24
	All program completers, 2012-13	9				153	24	24
	All program completers, 2011-12	5				153	16	16
FRENCH WORLD LANGUAGE (5174) Test Company: ETS Score Range: 100-200	All enrolled students who have completed all nonclinical courses, 2013-14							
	Other enrolled students, 2013-14							
	All program completers, 2013-14						2	
	All program completers, 2012-13	1				162	7	
	All program completers, 2011-12						1	
GERMAN WORLD LANGUAGE (5183) Test Company: ETS Score Range: 100-200	All enrolled students who have completed all nonclinical courses, 2013-14							
	Other enrolled students, 2013-14						1	
	All program completers, 2013-14							
	All program completers, 2012-13						1	
	All program completers, 2011-12						2	


Single Assessment Institution-Level Pass Rate Data: Traditional Teacher Preparation Program Within IHE

		HEOA - Title II 2013 - 2014 Academic Year						
Institution Name		UNIVERSITY CENTRAL ARKANSAS						
Institution Code		6012						
State		Arkansas						
								State
Assessment Information ¹	Group	Number Taking Assessment	Number Passing Assessment	Institutional Pass Rate	Institutional Average Scaled Score	Assessment Cut Score ²	Number Taking Assessment	Number Passing Assessment
HEALTH AND PE (5856) Test Company: ETS Score Range: 100-200	All enrolled students who have completed all nonclinical courses, 2013-14	5				144	72	71
	Other enrolled students, 2013-14	3				144	77	77
	All program completers, 2013-14	14	14	100%	162	144	155	154
	All program completers, 2012-13	12	12	100%	163	144	157	157
	All program completers, 2011-12	6				144	142	140
LIFE SCIENCE PEDAGOGY (0234) Test Company: ETS Score Range: 100-200	All enrolled students who have completed all nonclinical courses, 2013-14						3	
	Other enrolled students, 2013-14						1	
	All program completers, 2013-14						4	
	All program completers, 2012-13	2				146	21	20
	All program completers, 2011-12	5				146	16	16
MARKETING EDUCATION (0561) Test Company: ETS Score Range: 100-200	All enrolled students who have completed all nonclinical courses, 2013-14							
	Other enrolled students, 2013-14							
	All program completers, 2013-14						1	
	All program completers, 2012-13							
	All program completers, 2011-12						1	
MATH PROOFS MODELS PROBLEMS PART 1 (0063) Test Company: ETS Score Range: 100-200	All enrolled students who have completed all nonclinical courses, 2013-14						8	
	Other enrolled students, 2013-14						25	24
	All program completers, 2013-14	8				144	51	46
	All program completers, 2012-13	13	13	100%	161	144	56	54
	All program completers, 2011-12	8				144	44	44


Single Assessment Institution-Level Pass Rate Data: Traditional Teacher Preparation Program Within IHE

		HEOA - Title II 2013 - 2014 Academic Year						
Institution Name		UNIVERSITY CENTRAL ARKANSAS						
Institution Code		6012						
State		Arkansas						
								State
Assessment Information ¹	Group	Number Taking Assessment	Number Passing Assessment	Institutional Pass Rate	Institutional Average Scaled Score	Assessment Cut Score ²	Number Taking Assessment	Number Passing Assessment
MATHEMATICS CONTENT KNOWLEDGE (0061) Test Company: ETS Score Range: 100-200	All enrolled students who have completed all nonclinical courses, 2013-14						12	12
	Other enrolled students, 2013-14						28	25
	All program completers, 2013-14	8				125	51	50
	All program completers, 2012-13	13	13	100%	148	125	56	55
	All program completers, 2011-12	8				125	44	44
MATHEMATICS PEDAGOGY (0065) Test Company: ETS Score Range: 100-200	All enrolled students who have completed all nonclinical courses, 2013-14						4	
	Other enrolled students, 2013-14						7	
	All program completers, 2013-14						7	
	All program completers, 2012-13	13	13	100%	153	135	56	55
	All program completers, 2011-12	8				135	44	43
MIDDLE SCHOOL CONTENT KNOWLEDGE (5146) Test Company: ETS Score Range: 100-200	All enrolled students who have completed all nonclinical courses, 2013-14						7	
	Other enrolled students, 2013-14						1	
	All program completers, 2013-14						2	
	All program completers, 2012-13						15	14
	All program completers, 2011-12	19	19	100%	164	144	134	133
MIDDLE SCHOOL ENG LANG ARTS (5047) Test Company: ETS Score Range: 100-200	All enrolled students who have completed all nonclinical courses, 2013-14	1				164	15	11
	Other enrolled students, 2013-14	4				164	26	13
	All program completers, 2013-14						39	14
	All program completers, 2012-13							
	All program completers, 2011-12							


Single Assessment Institution-Level Pass Rate Data: Traditional Teacher Preparation Program Within IHE

		HEOA - Title II 2013 - 2014 Academic Year						
Institution Name		UNIVERSITY CENTRAL ARKANSAS						
Institution Code		6012						
State		Arkansas						
								State
Assessment Information ¹	Group	Number Taking Assessment	Number Passing Assessment	Institutional Pass Rate	Institutional Average Scaled Score	Assessment Cut Score ²	Number Taking Assessment	Number Passing Assessment
MIDDLE SCHOOL MATHEMATICS (5169) Test Company: ETS Score Range: 100-200	All enrolled students who have completed all nonclinical courses, 2013-14	3				165	21	19
	Other enrolled students, 2013-14	5				165	47	25
	All program completers, 2013-14	3				165	59	31
	All program completers, 2012-13							
	All program completers, 2011-12							
MIDDLE SCHOOL MULTI SUBJ ENG LANG ARTS (5142) Test Company: ETS Score Range: 100-200	All enrolled students who have completed all nonclinical courses, 2013-14	1				150	7	
	Other enrolled students, 2013-14						20	20
	All program completers, 2013-14	8				150	91	88
	All program completers, 2012-13	14	14	100%	177	150	141	139
	All program completers, 2011-12	1				150	70	69
MIDDLE SCHOOL MULTI SUBJ MATHEMATICS (5143) Test Company: ETS Score Range: 100-200	All enrolled students who have completed all nonclinical courses, 2013-14						3	
	Other enrolled students, 2013-14	1				143	13	9
	All program completers, 2013-14	4				143	92	75
	All program completers, 2012-13	15	15	100%	165	143	142	115
	All program completers, 2011-12	1				143	74	52
MIDDLE SCHOOL MULTI SUBJ SCIENCES (5145) Test Company: ETS Score Range: 100-200	All enrolled students who have completed all nonclinical courses, 2013-14						5	
	Other enrolled students, 2013-14	1				143	13	9
	All program completers, 2013-14	4				143	90	73
	All program completers, 2012-13	16	16	100%	156	143	144	126
	All program completers, 2011-12	1				143	71	53


Single Assessment Institution-Level Pass Rate Data: Traditional Teacher Preparation Program Within IHE

		HEOA - Title II 2013 - 2014 Academic Year						
Institution Name		UNIVERSITY CENTRAL ARKANSAS						
Institution Code		6012						
State		Arkansas						
								State
Assessment Information ¹	Group	Number Taking Assessment	Number Passing Assessment	Institutional Pass Rate	Institutional Average Scaled Score	Assessment Cut Score ²	Number Taking Assessment	Number Passing Assessment
MIDDLE SCHOOL MULTI SUBJ SOCIAL STUDIES (5144) Test Company: ETS Score Range: 100-200	All enrolled students who have completed all nonclinical courses, 2013-14						3	
	Other enrolled students, 2013-14						19	12
	All program completers, 2013-14	7				142	83	59
	All program completers, 2012-13	14	9	64%	149	142	140	95
	All program completers, 2011-12	1				142	73	50
MIDDLE SCHOOL SCIENCE (0439) Test Company: ETS Score Range: 100-200	All enrolled students who have completed all nonclinical courses, 2013-14	5				146	21	18
	Other enrolled students, 2013-14	8				146	40	25
	All program completers, 2013-14	3				146	54	37
	All program completers, 2012-13							
	All program completers, 2011-12							
MIDDLE SCHOOL SOCIAL STUDIES (5089) Test Company: ETS Score Range: 100-200	All enrolled students who have completed all nonclinical courses, 2013-14	1				149	15	14
	Other enrolled students, 2013-14	6				149	27	20
	All program completers, 2013-14						38	29
	All program completers, 2012-13							
	All program completers, 2011-12						1	
MUSIC ANALYSIS (0112) Test Company: ETS Score Range: 100-200	All enrolled students who have completed all nonclinical courses, 2013-14						3	
	Other enrolled students, 2013-14						6	
	All program completers, 2013-14						6	
	All program completers, 2012-13	9				150	46	45
	All program completers, 2011-12	8				150	72	72


Single Assessment Institution-Level Pass Rate Data: Traditional Teacher Preparation Program Within IHE

		HEOA - Title II 2013 - 2014 Academic Year						
Institution Name		UNIVERSITY CENTRAL ARKANSAS						
Institution Code		6012						
State		Arkansas						
								State
Assessment Information ¹	Group	Number Taking Assessment	Number Passing Assessment	Institutional Pass Rate	Institutional Average Scaled Score	Assessment Cut Score ²	Number Taking Assessment	Number Passing Assessment
MUSIC CONCEPTS AND PROCESSES (0111) Test Company: ETS Score Range: 100-200	All enrolled students who have completed all nonclinical courses, 2013-14						3	
	Other enrolled students, 2013-14						6	
	All program completers, 2013-14						6	
	All program completers, 2012-13	9				145	48	46
	All program completers, 2011-12	8				145	74	73
MUSIC CONTENT & INSTRUCTION (5114) Test Company: ETS Score Range: 100-200	All enrolled students who have completed all nonclinical courses, 2013-14	2				162	34	20
	Other enrolled students, 2013-14	2				162	23	10
	All program completers, 2013-14	16	13	81%	166	162	85	65
	All program completers, 2012-13	2				162	20	18
	All program completers, 2011-12						1	
MUSIC CONTENT KNOWLEDGE (0113) Test Company: ETS Score Range: 100-200	All enrolled students who have completed all nonclinical courses, 2013-14						3	
	Other enrolled students, 2013-14						9	
	All program completers, 2013-14						5	
	All program completers, 2012-13	9				150	48	48
	All program completers, 2011-12	8				150	74	74
PHYSICAL ED ANALYSIS AND DESIGN (0092) Test Company: ETS Score Range: 100-200	All enrolled students who have completed all nonclinical courses, 2013-14							
	Other enrolled students, 2013-14						5	
	All program completers, 2013-14						2	
	All program completers, 2012-13						11	11
	All program completers, 2011-12	5				150	68	68

Single Assessment Institution-Level Pass Rate Data: Traditional Teacher Preparation Program Within IHE


		HEOA - Title II 2013 - 2014 Academic Year						
Institution Name		UNIVERSITY CENTRAL ARKANSAS						
Institution Code		6012						
State		Arkansas						
								State
Assessment Information ¹	Group	Number Taking Assessment	Number Passing Assessment	Institutional Pass Rate	Institutional Average Scaled Score	Assessment Cut Score ²	Number Taking Assessment	Number Passing Assessment
PHYSICAL ED CONTENT AND DESIGN (5095) Test Company: ETS Score Range: 100-200	All enrolled students who have completed all nonclinical courses, 2013-14	5				169	71	64
	Other enrolled students, 2013-14	3				169	73	50
	All program completers, 2013-14	14	14	100%	176	169	157	139
	All program completers, 2012-13	12	12	100%	178	169	146	126
	All program completers, 2011-12	1				169	73	61
PHYSICAL SCIENCE CONTENT KNOWLEDGE (0481) Test Company: ETS Score Range: 100-200	All enrolled students who have completed all nonclinical courses, 2013-14						1	
	Other enrolled students, 2013-14	1				145	7	
	All program completers, 2013-14						7	
	All program completers, 2012-13	2				145	9	
	All program completers, 2011-12						14	14
PHYSICAL SCIENCE PEDAGOGY (0483) Test Company: ETS Score Range: 100-200	All enrolled students who have completed all nonclinical courses, 2013-14							
	Other enrolled students, 2013-14							
	All program completers, 2013-14							
	All program completers, 2012-13	2				145	8	
	All program completers, 2011-12						14	14
PRAXIS I MATHEMATICS (0730) Test Company: ETS Score Range: 150-190	All enrolled students who have completed all nonclinical courses, 2013-14	66	66	100%	179	171	689	689
	Other enrolled students, 2013-14	244	244	100%	179	171	1839	1836
	All program completers, 2013-14	157	157	100%	179	171	1478	1477
	All program completers, 2012-13	162	162	100%	180	171	1456	1455
	All program completers, 2011-12	138	138	100%	179	171	1436	1435

Single Assessment Institution-Level Pass Rate Data: Traditional Teacher Preparation Program Within IHE


	HEOA - Title II 2013 - 2014 Academic Year
	Institution Name UNIVERSITY CENTRAL ARKANSAS
	Institution Code 6012
	State Arkansas

Assessment Information ¹	Group	Number Taking Assessment	Number Passing Assessment	Institutional Pass Rate	Institutional Average Scaled Score	Assessment Cut Score ²	State	
							Number Taking Assessment	Number Passing Assessment
PRAXIS I READING (0710) Test Company: ETS Score Range: 150-190	All enrolled students who have completed all nonclinical courses, 2013-14	59	59	100%	178	172	667	667
	Other enrolled students, 2013-14	232	231	100%	179	172	1769	1765
	All program completers, 2013-14	156	156	100%	179	172	1468	1468
	All program completers, 2012-13	161	161	100%	180	172	1454	1452
	All program completers, 2011-12	139	139	100%	179	172	1437	1437
PRAXIS I WRITING (0720) Test Company: ETS Score Range: 150-190	All enrolled students who have completed all nonclinical courses, 2013-14	59	59	100%	176	173	668	666
	Other enrolled students, 2013-14	231	230	100%	177	173	1764	1751
	All program completers, 2013-14	156	156	100%	177	173	1472	1469
	All program completers, 2012-13	163	163	100%	177	173	1460	1459
	All program completers, 2011-12	140	140	100%	178	173	1446	1445
PRINC LEARNING AND TEACHING 5-9 (DISCONTINUED) (0523) Test Company: ETS Score Range: 100-200	All enrolled students who have completed all nonclinical courses, 2013-14							
	Other enrolled students, 2013-14						1	
	All program completers, 2013-14							
	All program completers, 2012-13						1	
	All program completers, 2011-12	9				164	48	48
PRINC LEARNING AND TEACHING 5-9 (5623) Test Company: ETS Score Range: 100-200	All enrolled students who have completed all nonclinical courses, 2013-14	5				160	32	30
	Other enrolled students, 2013-14	3				160	53	47
	All program completers, 2013-14	17	17	100%	172	160	217	209
	All program completers, 2012-13	25	25	100%	178	160	182	178
	All program completers, 2011-12	11	11	100%	175	160	176	173


Single Assessment Institution-Level Pass Rate Data: Traditional Teacher Preparation Program Within IHE

		HEOA - Title II 2013 - 2014 Academic Year						
Institution Name		UNIVERSITY CENTRAL ARKANSAS						
Institution Code		6012						
State		Arkansas						
								State
Assessment Information ¹	Group	Number Taking Assessment	Number Passing Assessment	Institutional Pass Rate	Institutional Average Scaled Score	Assessment Cut Score ²	Number Taking Assessment	Number Passing Assessment
PRINC LEARNING AND TEACHING 7-12 (DISCONTINUED) (0524) Test Company: ETS Score Range: 100-200	All enrolled students who have completed all nonclinical courses, 2013-14							
	Other enrolled students, 2013-14						1	
	All program completers, 2013-14						1	
	All program completers, 2012-13	1				164	7	
	All program completers, 2011-12	3				164	80	79
PRINC LEARNING AND TEACHING 7-12 (5624) Test Company: ETS Score Range: 100-200	All enrolled students who have completed all nonclinical courses, 2013-14						52	47
	Other enrolled students, 2013-14	3				157	105	90
	All program completers, 2013-14	46	44	96%	171	157	387	365
	All program completers, 2012-13	38	38	100%	171	157	340	328
	All program completers, 2011-12	29	29	100%	173	157	253	243
PRINC LEARNING AND TEACHING EARLY CHILD (DISC) (0521) Test Company: ETS Score Range: 100-200	All enrolled students who have completed all nonclinical courses, 2013-14						5	
	Other enrolled students, 2013-14						4	
	All program completers, 2013-14							
	All program completers, 2012-13	1				159	13	13
	All program completers, 2011-12	24	24	100%	184	159	282	282
PRINC LEARNING AND TEACHING EARLY CHILD (5621) Test Company: ETS Score Range: 100-200	All enrolled students who have completed all nonclinical courses, 2013-14	4				157	113	106
	Other enrolled students, 2013-14						183	154
	All program completers, 2013-14	78	78	100%	171	157	729	713
	All program completers, 2012-13	65	65	100%	170	157	673	659
	All program completers, 2011-12	45	45	100%	169	157	459	453


Single Assessment Institution-Level Pass Rate Data: Traditional Teacher Preparation Program Within IHE

		HEOA - Title II 2013 - 2014 Academic Year						
Institution Name		UNIVERSITY CENTRAL ARKANSAS						
Institution Code		6012						
State		Arkansas						
								State
Assessment Information ¹	Group	Number Taking Assessment	Number Passing Assessment	Institutional Pass Rate	Institutional Average Scaled Score	Assessment Cut Score ²	Number Taking Assessment	Number Passing Assessment
PRINC LEARNING AND TEACHING K-6 (5622) Test Company: ETS Score Range: 100-200	All enrolled students who have completed all nonclinical courses, 2013-14						3	
	Other enrolled students, 2013-14						1	
	All program completers, 2013-14						14	13
	All program completers, 2012-13							
	All program completers, 2011-12							
SE CORE KNOWLEDGE & APPLICATIONS (5354) Test Company: ETS Score Range: 100-200	All enrolled students who have completed all nonclinical courses, 2013-14						1	
	Other enrolled students, 2013-14						1	
	All program completers, 2013-14						11	11
	All program completers, 2012-13						11	11
	All program completers, 2011-12						18	18
SOCIAL STUDIES ANALYTICAL ESSAYS (DISCONTINUED) (0082) Test Company: ETS Score Range: 100-200	All enrolled students who have completed all nonclinical courses, 2013-14						3	
	Other enrolled students, 2013-14						1	
	All program completers, 2013-14							
	All program completers, 2012-13	1				140	4	
	All program completers, 2011-12	7				140	48	48
SOCIAL STUDIES CONTENT & INTERPRETATION (5086) Test Company: ETS Score Range: 100-200	All enrolled students who have completed all nonclinical courses, 2013-14						26	20
	Other enrolled students, 2013-14	17	14	82%	161	153	74	54
	All program completers, 2013-14	12	12	100%	162	153	85	79
	All program completers, 2012-13	6				153	77	70
	All program completers, 2011-12	3				153	37	35


Single Assessment Institution-Level Pass Rate Data: Traditional Teacher Preparation Program Within IHE

		HEOA - Title II 2013 - 2014 Academic Year						
Institution Name		UNIVERSITY CENTRAL ARKANSAS						
Institution Code		6012						
State		Arkansas						
								State
Assessment Information ¹	Group	Number Taking Assessment	Number Passing Assessment	Institutional Pass Rate	Institutional Average Scaled Score	Assessment Cut Score ²	Number Taking Assessment	Number Passing Assessment
SOCIAL STUDIES CONTENT KNOWLEDGE (0081) Test Company: ETS Score Range: 100-200	All enrolled students who have completed all nonclinical courses, 2013-14						3	
	Other enrolled students, 2013-14						1	
	All program completers, 2013-14							
	All program completers, 2012-13	1				155	4	
	All program completers, 2011-12	7				155	48	48
SPANISH CONTENT KNOWLEDGE (0191) Test Company: ETS Score Range: 100-200	All enrolled students who have completed all nonclinical courses, 2013-14							
	Other enrolled students, 2013-14							
	All program completers, 2013-14							
	All program completers, 2012-13							
	All program completers, 2011-12						1	
SPANISH PEDAGOGY (DISCONTINUED) (0194) Test Company: ETS Score Range: 100-200	All enrolled students who have completed all nonclinical courses, 2013-14							
	Other enrolled students, 2013-14							
	All program completers, 2013-14							
	All program completers, 2012-13							
	All program completers, 2011-12						1	
SPANISH PRODUCTIVE LANGUAGE SKILLS (DISCONTINUED) (0192) Test Company: ETS Score Range: 100-200	All enrolled students who have completed all nonclinical courses, 2013-14							
	Other enrolled students, 2013-14							
	All program completers, 2013-14							
	All program completers, 2012-13							
	All program completers, 2011-12						1	

Single Assessment Institution-Level Pass Rate Data: Traditional Teacher Preparation Program Within IHE

		HEOA - Title II 2013 - 2014 Academic Year						
Institution Name		UNIVERSITY CENTRAL ARKANSAS						
Institution Code		6012						
State		Arkansas						
								State
Assessment Information ¹	Group	Number Taking Assessment	Number Passing Assessment	Institutional Pass Rate	Institutional Average Scaled Score	Assessment Cut Score ²	Number Taking Assessment	Number Passing Assessment
SPANISH WORLD LANGUAGE (5195) Test Company: ETS Score Range: 100-200	All enrolled students who have completed all nonclinical courses, 2013-14						3	
	Other enrolled students, 2013-14						4	
	All program completers, 2013-14	1				168	16	12
	All program completers, 2012-13	1				168	16	15
	All program completers, 2011-12	1				168	10	8
SPEECH COMMUNICATION: CK (5221) Test Company: ETS Score Range: 100-200	All enrolled students who have completed all nonclinical courses, 2013-14							
	Other enrolled students, 2013-14						4	
	All program completers, 2013-14						1	
	All program completers, 2012-13						5	
	All program completers, 2011-12						2	
TECHNOLOGY EDUCATION (5051) Test Company: ETS Score Range: 100-200	All enrolled students who have completed all nonclinical courses, 2013-14						2	
	Other enrolled students, 2013-14							
	All program completers, 2013-14						2	
	All program completers, 2012-13							
	All program completers, 2011-12						1	
THEATRE (DISCONTINUED) (0640) Test Company: ETS Score Range: 250-990	All enrolled students who have completed all nonclinical courses, 2013-14							
	Other enrolled students, 2013-14							
	All program completers, 2013-14							
	All program completers, 2012-13						4	
	All program completers, 2011-12						1	

Single Assessment Institution-Level Pass Rate Data: Traditional Teacher Preparation Program Within IHE

	HEOA - Title II 2013 - 2014 Academic Year
	Institution Name UNIVERSITY CENTRAL ARKANSAS
	Institution Code 6012
	State Arkansas

Assessment Information ¹	Group	Number Taking Assessment	Number Passing Assessment	Institutional Pass Rate	Institutional Average Scaled Score	Assessment Cut Score ²	State	
							Number Taking Assessment	Number Passing Assessment
THEATRE (0641) Test Company: ETS Score Range: 100-200	All enrolled students who have completed all nonclinical courses, 2013-14							
	Other enrolled students, 2013-14						4	
	All program completers, 2013-14						1	
	All program completers, 2012-13							
	All program completers, 2011-12							
WORLD LANGUAGE PEDAGOGY (5841) Test Company: ETS Score Range: 100-200	All enrolled students who have completed all nonclinical courses, 2013-14						2	
	Other enrolled students, 2013-14						2	
	All program completers, 2013-14	2				158	19	19
	All program completers, 2012-13	2				158	24	24
	All program completers, 2011-12	1				158	12	12

Note: In cases where there are less than ten students taking the assessment or license/certificate, the number passing and pass rate are not reported.

¹Tests with multiple delivery options (computer, paper, etc.) will be noted with the assessment code for one format only.

²Cut scores may vary for groups depending upon when the cut scores are established by the state and when each group completed their teacher certification or licensure assessment.

Single Assessment Institution-Level Pass Rate Data: *Traditional Teacher Preparation Program Within IHE*

April 3, 2015

wide	
Statewide Pass Rate	Statewide Average Scaled Score
100%	589
94%	574
100%	570
79%	162
60%	164
94%	171
100%	172
100%	171
100%	170
100%	148

Single Assessment Institution-Level Pass Rate Data: *Traditional Teacher Preparation Program Within IHE*

April 3, 2015

wide	
Statewide Pass Rate	Statewide Average Scaled Score
100%	158
100%	162
100%	165
100%	168
96%	168
100%	170
100%	173

Single Assessment Institution-Level Pass Rate Data: *Traditional Teacher Preparation Program Within IHE*

April 3, 2015

wide	
Statewide Pass Rate	Statewide Average Scaled Score
94%	172
97%	170
100%	176
100%	184
99%	183
94%	171
98%	171
100%	177
100%	177
100%	177
100%	178
100%	177

Single Assessment Institution-Level Pass Rate Data: *Traditional Teacher Preparation Program Within IHE*

April 3, 2015

wide	
Statewide Pass Rate	Statewide Average Scaled Score
92%	155
97%	158
96%	162
100%	178
100%	178
100%	179
96%	179
100%	181
100%	177
100%	158

Single Assessment Institution-Level Pass Rate Data: *Traditional Teacher Preparation Program Within IHE*

April 3, 2015

wide	
Statewide Pass Rate	Statewide Average Scaled Score
97%	157
99%	156
100%	170
100%	169
100%	169

Single Assessment Institution-Level Pass Rate Data: *Traditional Teacher Preparation Program Within IHE*

April 3, 2015

wide	
Statewide Pass Rate	Statewide Average Scaled Score
99%	162
100%	160
99%	161
100%	161
99%	160
95%	154
100%	153
96%	163
90%	163
96%	163
100%	166

Single Assessment Institution-Level Pass Rate Data: *Traditional Teacher Preparation Program Within IHE*

April 3, 2015

wide	
Statewide Pass Rate	Statewide Average Scaled Score
100%	147
89%	148
98%	150
98%	148
100%	152
98%	153
98%	154
93%	162
99%	162
73%	166
50%	160
36%	159

Single Assessment Institution-Level Pass Rate Data: *Traditional Teacher Preparation Program Within IHE*

April 3, 2015

wide	
Statewide Pass Rate	Statewide Average Scaled Score
90%	170
53%	162
53%	163
100%	175
97%	171
99%	173
99%	166
69%	150
82%	156
81%	156
70%	146
69%	142
81%	153
88%	152
75%	148

Single Assessment Institution-Level Pass Rate Data: *Traditional Teacher Preparation Program Within IHE*

April 3, 2015

wide	
Statewide Pass Rate	Statewide Average Scaled Score
63%	150
71%	149
68%	148
68%	146
86%	158
63%	152
69%	152
93%	159
74%	157
76%	158
98%	170
100%	171

Single Assessment Institution-Level Pass Rate Data: *Traditional Teacher Preparation Program Within IHE*

April 3, 2015

wide	
Statewide Pass Rate	Statewide Average Scaled Score
96%	158
99%	159
59%	163
43%	160
76%	165
90%	167
100%	167
100%	165
100%	157
100%	161

Single Assessment Institution-Level Pass Rate Data: *Traditional Teacher Preparation Program Within IHE*

April 3, 2015

wide	
Statewide Pass Rate	Statewide Average Scaled Score
90%	173
68%	171
89%	173
86%	173
84%	171
100%	174
100%	159
100%	179
100%	179
100%	179
100%	179
100%	179

Single Assessment Institution-Level Pass Rate Data: *Traditional Teacher Preparation Program Within IHE*

April 3, 2015

wide	
Statewide Pass Rate	Statewide Average Scaled Score
100%	179
100%	179
100%	179
100%	179
100%	179
100%	176
99%	176
100%	176
100%	177
100%	176
100%	174
94%	172
89%	173
96%	172
98%	173
98%	171

Single Assessment Institution-Level Pass Rate Data: *Traditional Teacher Preparation Program Within IHE*

April 3, 2015

wide	
Statewide Pass Rate	Statewide Average Scaled Score
99%	173
90%	168
86%	167
94%	170
96%	169
96%	169
100%	185
100%	181
94%	168
84%	166
98%	170
98%	170
99%	168

Single Assessment Institution-Level Pass Rate Data: *Traditional Teacher Preparation Program Within IHE*

April 3, 2015

wide	
Statewide Pass Rate	Statewide Average Scaled Score
93%	174
100%	171
100%	169
100%	171
100%	151
77%	159
73%	159
93%	162
91%	163
95%	163

Single Assessment Institution-Level Pass Rate Data: *Traditional Teacher Preparation Program Within IHE*

April 3, 2015

wide	
Statewide Pass Rate	Statewide Average Scaled Score
100%	172

Single Assessment Institution-Level Pass Rate Data: Traditional Teacher Preparation Program Within IHE

April 3, 2015

Statewide	
Statewide Pass Rate	Statewide Average Scaled Score
75%	171
94%	175
80%	171

Single Assessment Institution-Level Pass Rate Data: *Traditional Teacher Preparation Program Within IHE*

April 3, 2015

wide	
Statewide Pass Rate	Statewide Average Scaled Score
100%	184
100%	186
100%	186