




**Single Assessment Institution-Level Pass Rate Data: Alternative Teacher Preparation Program Within IHE**

		<p align="center"><b>HEOA - Title II 2013 - 2014 Academic Year</b></p>						
Institution Name		UNIVERSITY CENTRAL ARKANSAS						
Institution Code		6012						
State		Arkansas						
								State
Assessment Information <sup>1</sup>	Group	Number Taking Assessment	Number Passing Assessment	Institutional Pass Rate	Institutional Average Scaled Score	Assessment Cut Score <sup>2</sup>	Number Taking Assessment	Number Passing Assessment
<b>AGRICULTURE (0700)</b>  Test Company: ETS Score Range: 250-990	All enrolled students who have completed all nonclinical courses, 2013-14							
	Other enrolled students, 2013-14	1				510	2	
	All program completers, 2013-14						1	
	All program completers, 2012-13	2				510	2	
	All program completers, 2011-12						2	
<b>ART CONTENT AND ANALYSIS (0135)</b>  Test Company: ETS Score Range: 100-200	All enrolled students who have completed all nonclinical courses, 2013-14						2	
	Other enrolled students, 2013-14	3				161	14	10
	All program completers, 2013-14	2				161	11	11
	All program completers, 2012-13	3				161	7	
	All program completers, 2011-12							
<b>ART CONTENT KNOWLEDGE (DISCONTINUED) (0133)</b>  Test Company: ETS Score Range: 100-200	All enrolled students who have completed all nonclinical courses, 2013-14						1	
	Other enrolled students, 2013-14						2	
	All program completers, 2013-14						2	
	All program completers, 2012-13	2				157	6	
	All program completers, 2011-12	5				157	14	14
<b>ART CONTENT TRAD CRITIC AESTHETICS (DISCONTINUED) (0132)</b>  Test Company: ETS Score Range: 100-200	All enrolled students who have completed all nonclinical courses, 2013-14						1	
	Other enrolled students, 2013-14						2	
	All program completers, 2013-14						2	
	All program completers, 2012-13	2				140	6	
	All program completers, 2011-12	5				140	13	13


**Single Assessment Institution-Level Pass Rate Data: Alternative Teacher Preparation Program Within IHE**

		<p align="center"><b>HEOA - Title II 2013 - 2014 Academic Year</b></p>						
Institution Name		UNIVERSITY CENTRAL ARKANSAS						
Institution Code		6012						
State		Arkansas						
								State
Assessment Information <sup>1</sup>	Group	Number Taking Assessment	Number Passing Assessment	Institutional Pass Rate	Institutional Average Scaled Score	Assessment Cut Score <sup>2</sup>	Number Taking Assessment	Number Passing Assessment
<b>ART MAKING (DISCONTINUED) (0131)</b>  Test Company: ETS Score Range: 100-200	All enrolled students who have completed all nonclinical courses, 2013-14						1	
	Other enrolled students, 2013-14						3	
	All program completers, 2013-14						2	
	All program completers, 2012-13	2				146	6	
	All program completers, 2011-12	5				146	13	13
<b>BIOLOGY CONTENT KNOWLEDGE (0235)</b>  Test Company: ETS Score Range: 100-200	All enrolled students who have completed all nonclinical courses, 2013-14						5	
	Other enrolled students, 2013-14	17	16	94%	158	142	53	49
	All program completers, 2013-14	4				142	22	22
	All program completers, 2012-13	1				142	13	13
	All program completers, 2011-12	3				142	9	
<b>BUSINESS ED CONTENT KNOWLEDGE (5101)</b>  Test Company: ETS Score Range: 100-200	All enrolled students who have completed all nonclinical courses, 2013-14						6	
	Other enrolled students, 2013-14	15	15	100%	174	154	30	30
	All program completers, 2013-14	1				154	9	
	All program completers, 2012-13	1				154	9	
	All program completers, 2011-12	1				154	3	
<b>BUSINESS ED (0100)</b>  Test Company: ETS Score Range: 250-990	All enrolled students who have completed all nonclinical courses, 2013-14						2	
	Other enrolled students, 2013-14	1				550	2	
	All program completers, 2013-14							
	All program completers, 2012-13						1	
	All program completers, 2011-12	2				550	8	


**Single Assessment Institution-Level Pass Rate Data: Alternative Teacher Preparation Program Within IHE**

		<p align="center"><b>HEOA - Title II 2013 - 2014 Academic Year</b></p>						
Institution Name		UNIVERSITY CENTRAL ARKANSAS						
Institution Code		6012						
State		Arkansas						
								State
Assessment Information <sup>1</sup>	Group	Number Taking Assessment	Number Passing Assessment	Institutional Pass Rate	Institutional Average Scaled Score	Assessment Cut Score <sup>2</sup>	Number Taking Assessment	Number Passing Assessment
<b>CORE ACADEMIC SKILLS FOR ED: MATH (5732)</b>  Test Company: ETS Score Range: 100-200	All enrolled students who have completed all nonclinical courses, 2013-14						7	
	Other enrolled students, 2013-14	66	46	70%	163	150	159	122
	All program completers, 2013-14							
	All program completers, 2012-13							
	All program completers, 2011-12							
<b>CORE ACADEMIC SKILLS FOR ED: READING (5712)</b>  Test Company: ETS Score Range: 100-200	All enrolled students who have completed all nonclinical courses, 2013-14						6	
	Other enrolled students, 2013-14	66	62	94%	185	156	145	139
	All program completers, 2013-14							
	All program completers, 2012-13							
	All program completers, 2011-12							
<b>CORE ACADEMIC SKILLS FOR ED: WRITING (5722)</b>  Test Company: ETS Score Range: 100-200	All enrolled students who have completed all nonclinical courses, 2013-14						6	
	Other enrolled students, 2013-14	70	58	83%	171	162	149	129
	All program completers, 2013-14							
	All program completers, 2012-13							
	All program completers, 2011-12							
<b>EARLY CHILDHOOD CONTENT KNOWLEDGE (5022)</b>  Test Company: ETS Score Range: 100-200	All enrolled students who have completed all nonclinical courses, 2013-14						23	23
	Other enrolled students, 2013-14	55	55	100%	175	157	129	128
	All program completers, 2013-14	38	38	100%	174	157	114	114
	All program completers, 2012-13	32	32	100%	177	157	76	76
	All program completers, 2011-12	37	37	100%	176	157	69	69


**Single Assessment Institution-Level Pass Rate Data: Alternative Teacher Preparation Program Within IHE**

		<p align="center"><b>HEOA - Title II 2013 - 2014 Academic Year</b></p>						
Institution Name		UNIVERSITY CENTRAL ARKANSAS						
Institution Code		6012						
State		Arkansas						
							State	
Assessment Information <sup>1</sup>	Group	Number Taking Assessment	Number Passing Assessment	Institutional Pass Rate	Institutional Average Scaled Score	Assessment Cut Score <sup>2</sup>	Number Taking Assessment	Number Passing Assessment
<b>EARTH AND SPACE SCIENCES - CK (5571)</b>  Test Company: ETS Score Range: 100-200	All enrolled students who have completed all nonclinical courses, 2013-14						5	
	Other enrolled students, 2013-14	5				145	23	15
	All program completers, 2013-14	5				145	14	11
	All program completers, 2012-13	3				145	18	17
	All program completers, 2011-12	7				145	13	13
<b>ELEM ED MULTI SUBJ MATHEMATICS (5033)</b>  Test Company: ETS Score Range: 100-200	All enrolled students who have completed all nonclinical courses, 2013-14							
	Other enrolled students, 2013-14						1	
	All program completers, 2013-14							
	All program completers, 2011-12							
<b>ELEM ED MULTI SUBJ READING LANG ARTS (5032)</b>  Test Company: ETS Score Range: 100-200	All enrolled students who have completed all nonclinical courses, 2013-14							
	Other enrolled students, 2013-14						1	
	All program completers, 2013-14							
	All program completers, 2011-12							
<b>ELEM ED MULTI SUBJ SCIENCES (5035)</b>  Test Company: ETS Score Range: 100-200	All enrolled students who have completed all nonclinical courses, 2013-14							
	Other enrolled students, 2013-14						1	
	All program completers, 2013-14							
	All program completers, 2011-12							


**Single Assessment Institution-Level Pass Rate Data: Alternative Teacher Preparation Program Within IHE**

		<p align="center"><b>HEOA - Title II 2013 - 2014 Academic Year</b></p>						
Institution Name		UNIVERSITY CENTRAL ARKANSAS						
Institution Code		6012						
State		Arkansas						
							State	
Assessment Information <sup>1</sup>	Group	Number Taking Assessment	Number Passing Assessment	Institutional Pass Rate	Institutional Average Scaled Score	Assessment Cut Score <sup>2</sup>	Number Taking Assessment	Number Passing Assessment
<b>ELEM ED MULTI SUBJ SOCIAL STUDIES (5034)</b>  Test Company: ETS Score Range: 100-200	All enrolled students who have completed all nonclinical courses, 2013-14							
	Other enrolled students, 2013-14						1	
	All program completers, 2013-14							
	All program completers, 2012-13							
	All program completers, 2011-12							
<b>ENG LANG LIT COMP CONTENT &amp; ANALYSIS (5044)</b>  Test Company: ETS Score Range: 100-200	All enrolled students who have completed all nonclinical courses, 2013-14						17	17
	Other enrolled students, 2013-14	11	11	100%	182	166	40	37
	All program completers, 2013-14	5				166	28	28
	All program completers, 2012-13	1				166	17	17
	All program completers, 2011-12						1	
<b>ENG LANG LIT COMP CONTENT KNOWLEDGE (0041)</b>  Test Company: ETS Score Range: 100-200	All enrolled students who have completed all nonclinical courses, 2013-14						1	
	Other enrolled students, 2013-14						2	
	All program completers, 2013-14						1	
	All program completers, 2012-13	1				159	7	
	All program completers, 2011-12	5				159	19	19
<b>ENG LANG LIT COMP ESSAYS (0042)</b>  Test Company: ETS Score Range: 100-200	All enrolled students who have completed all nonclinical courses, 2013-14						1	
	Other enrolled students, 2013-14						3	
	All program completers, 2013-14						1	
	All program completers, 2012-13	1				150	7	
	All program completers, 2011-12	5				150	19	19


**Single Assessment Institution-Level Pass Rate Data: Alternative Teacher Preparation Program Within IHE**

		<p align="center"><b>HEOA - Title II 2013 - 2014 Academic Year</b></p>						
Institution Name		UNIVERSITY CENTRAL ARKANSAS						
Institution Code		6012						
State		Arkansas						
								State
Assessment Information <sup>1</sup>	Group	Number Taking Assessment	Number Passing Assessment	Institutional Pass Rate	Institutional Average Scaled Score	Assessment Cut Score <sup>2</sup>	Number Taking Assessment	Number Passing Assessment
<b>ENG LANG LIT COMP PEDAGOGY (0043)</b>  Test Company: ETS Score Range: 100-200	All enrolled students who have completed all nonclinical courses, 2013-14							
	Other enrolled students, 2013-14						1	
	All program completers, 2013-14							
	All program completers, 2012-13	2				145	25	25
	All program completers, 2011-12	5				145	20	20
<b>FAMILY AND CONSUMER SCIENCES (5121)</b>  Test Company: ETS Score Range: 100-200	All enrolled students who have completed all nonclinical courses, 2013-14						1	
	Other enrolled students, 2013-14	6				153	6	
	All program completers, 2013-14	1				153	3	
	All program completers, 2012-13	3				153	6	
	All program completers, 2011-12	1				153	1	
<b>FRENCH WORLD LANGUAGE (5174)</b>  Test Company: ETS Score Range: 100-200	All enrolled students who have completed all nonclinical courses, 2013-14							
	Other enrolled students, 2013-14							
	All program completers, 2013-14							
	All program completers, 2012-13						1	
	All program completers, 2011-12							
<b>HEALTH AND PE (5856)</b>  Test Company: ETS Score Range: 100-200	All enrolled students who have completed all nonclinical courses, 2013-14						6	
	Other enrolled students, 2013-14	4				144	26	26
	All program completers, 2013-14	3				144	15	15
	All program completers, 2012-13	2				144	12	12
	All program completers, 2011-12	1				144	9	

**Single Assessment Institution-Level Pass Rate Data: Alternative Teacher Preparation Program Within IHE**


		<b>HEOA - Title II 2013 - 2014 Academic Year</b>						
Institution Name		UNIVERSITY CENTRAL ARKANSAS						
Institution Code		6012						
State		Arkansas						
								State
Assessment Information <sup>1</sup>	Group	Number Taking Assessment	Number Passing Assessment	Institutional Pass Rate	Institutional Average Scaled Score	Assessment Cut Score <sup>2</sup>	Number Taking Assessment	Number Passing Assessment
<b>LATIN (0601)</b>  Test Company: ETS Score Range: 100-200	All enrolled students who have completed all nonclinical courses, 2013-14							
	Other enrolled students, 2013-14						1	
	All program completers, 2013-14							
	All program completers, 2012-13							
	All program completers, 2011-12							
<b>LIFE SCIENCE PEDAGOGY (0234)</b>  Test Company: ETS Score Range: 100-200	All enrolled students who have completed all nonclinical courses, 2013-14						2	
	Other enrolled students, 2013-14	1				146	3	
	All program completers, 2013-14	1				146	3	
	All program completers, 2012-13	1				146	13	13
	All program completers, 2011-12	5				146	12	12
<b>MATH PROOFS MODELS PROBLEMS PART 1 (0063)</b>  Test Company: ETS Score Range: 100-200	All enrolled students who have completed all nonclinical courses, 2013-14						6	
	Other enrolled students, 2013-14	9				144	26	22
	All program completers, 2013-14	1				144	12	12
	All program completers, 2012-13	1				144	15	15
	All program completers, 2011-12						7	
<b>MATHEMATICS CONTENT KNOWLEDGE (0061)</b>  Test Company: ETS Score Range: 100-200	All enrolled students who have completed all nonclinical courses, 2013-14						6	
	Other enrolled students, 2013-14	11	10	91%	139	125	30	27
	All program completers, 2013-14	1				125	11	11
	All program completers, 2012-13	1				125	15	15
	All program completers, 2011-12						8	

**Single Assessment Institution-Level Pass Rate Data: *Alternative Teacher Preparation Program Within IHE***


		<b>HEOA - Title II 2013 - 2014 Academic Year</b>						
Institution Name		UNIVERSITY CENTRAL ARKANSAS						
Institution Code		6012						
State		Arkansas						
								State
Assessment Information <sup>1</sup>	Group	Number Taking Assessment	Number Passing Assessment	Institutional Pass Rate	Institutional Average Scaled Score	Assessment Cut Score <sup>2</sup>	Number Taking Assessment	Number Passing Assessment
<b>MATHEMATICS PEDAGOGY (0065)</b>  Test Company: ETS Score Range: 100-200	All enrolled students who have completed all nonclinical courses, 2013-14						1	
	Other enrolled students, 2013-14	4				135	8	
	All program completers, 2013-14	1				135	6	
	All program completers, 2012-13	1				135	14	14
	All program completers, 2011-12						8	
<b>MIDDLE SCHOOL CONTENT KNOWLEDGE (5146)</b>  Test Company: ETS Score Range: 100-200	All enrolled students who have completed all nonclinical courses, 2013-14						5	
	Other enrolled students, 2013-14	4				144	17	13
	All program completers, 2013-14	5				144	18	18
	All program completers, 2012-13	15	15	100%	167	144	40	40
	All program completers, 2011-12	21	21	100%	165	144	54	54
<b>MIDDLE SCHOOL ENG LANG ARTS (5047)</b>  Test Company: ETS Score Range: 100-200	All enrolled students who have completed all nonclinical courses, 2013-14						4	
	Other enrolled students, 2013-14	10	8	80%	169	164	31	17
	All program completers, 2013-14							
	All program completers, 2012-13							
	All program completers, 2011-12							
<b>MIDDLE SCHOOL MATHEMATICS (5169)</b>  Test Company: ETS Score Range: 100-200	All enrolled students who have completed all nonclinical courses, 2013-14						8	
	Other enrolled students, 2013-14	20	12	60%	162	165	38	16
	All program completers, 2013-14	1				165	1	
	All program completers, 2012-13							
	All program completers, 2011-12							




**Single Assessment Institution-Level Pass Rate Data: Alternative Teacher Preparation Program Within IHE**

		<p align="center"><b>HEOA - Title II 2013 - 2014 Academic Year</b></p>						
<b>Institution Name</b>	UNIVERSITY CENTRAL ARKANSAS							
<b>Institution Code</b>	6012							
<b>State</b>	Arkansas							
							<b>State</b>	
<i>Assessment Information<sup>1</sup></i>	<i>Group</i>	<i>Number Taking Assessment</i>	<i>Number Passing Assessment</i>	<i>Institutional Pass Rate</i>	<i>Institutional Average Scaled Score</i>	<i>Assessment Cut Score<sup>2</sup></i>	<i>Number Taking Assessment</i>	<i>Number Passing Assessment</i>
<b>MIDDLE SCHOOL MULTI SUBJ ENG LANG ARTS (5142)</b>  <i>Test Company: ETS</i> <i>Score Range: 100-200</i>	All enrolled students who have completed all nonclinical courses, 2013-14						13	13
	Other enrolled students, 2013-14	23	22	96%	171	150	69	64
	All program completers, 2013-14	14	14	100%	173	150	46	46
	All program completers, 2012-13	2				150	6	
	All program completers, 2011-12							
<b>MIDDLE SCHOOL MULTI SUBJ MATHEMATICS (5143)</b>  <i>Test Company: ETS</i> <i>Score Range: 100-200</i>	All enrolled students who have completed all nonclinical courses, 2013-14						9	
	Other enrolled students, 2013-14	17	13	76%	153	143	50	33
	All program completers, 2013-14	10	10	100%	155	143	38	37
	All program completers, 2012-13	2				143	5	
	All program completers, 2011-12							
<b>MIDDLE SCHOOL MULTI SUBJ SCIENCES (5145)</b>  <i>Test Company: ETS</i> <i>Score Range: 100-200</i>	All enrolled students who have completed all nonclinical courses, 2013-14						10	10
	Other enrolled students, 2013-14	18	12	67%	148	143	56	39
	All program completers, 2013-14	12	12	100%	151	143	42	39
	All program completers, 2012-13	2				143	6	
	All program completers, 2011-12							
<b>MIDDLE SCHOOL MULTI SUBJ SOCIAL STUDIES (5144)</b>  <i>Test Company: ETS</i> <i>Score Range: 100-200</i>	All enrolled students who have completed all nonclinical courses, 2013-14						13	11
	Other enrolled students, 2013-14	20	12	60%	146	142	59	37
	All program completers, 2013-14	11	11	100%	150	142	41	39
	All program completers, 2012-13	2				142	6	
	All program completers, 2011-12							

**Single Assessment Institution-Level Pass Rate Data: Alternative Teacher Preparation Program Within IHE**


		<p align="center"><b>HEOA - Title II 2013 - 2014 Academic Year</b></p>						
Institution Name		UNIVERSITY CENTRAL ARKANSAS						
Institution Code		6012						
State		Arkansas						
							<b>State</b>	
<i>Assessment Information<sup>1</sup></i>	<i>Group</i>	<i>Number Taking Assessment</i>	<i>Number Passing Assessment</i>	<i>Institutional Pass Rate</i>	<i>Institutional Average Scaled Score</i>	<i>Assessment Cut Score<sup>2</sup></i>	<i>Number Taking Assessment</i>	<i>Number Passing Assessment</i>
<b>MIDDLE SCHOOL SCIENCE (0439)</b>  Test Company: ETS Score Range: 100-200	All enrolled students who have completed all nonclinical courses, 2013-14						5	
	Other enrolled students, 2013-14	15	13	87%	160	146	25	19
	All program completers, 2013-14						1	
	All program completers, 2012-13							
	All program completers, 2011-12							
<b>MIDDLE SCHOOL SOCIAL STUDIES (5089)</b>  Test Company: ETS Score Range: 100-200	All enrolled students who have completed all nonclinical courses, 2013-14						5	
	Other enrolled students, 2013-14	7				149	20	15
	All program completers, 2013-14						1	
	All program completers, 2012-13							
	All program completers, 2011-12							
<b>MUSIC ANALYSIS (0112)</b>  Test Company: ETS Score Range: 100-200	All enrolled students who have completed all nonclinical courses, 2013-14							
	Other enrolled students, 2013-14							
	All program completers, 2013-14						2	
	All program completers, 2012-13						4	
	All program completers, 2011-12						2	
<b>MUSIC CONCEPTS AND PROCESSES (0111)</b>  Test Company: ETS Score Range: 100-200	All enrolled students who have completed all nonclinical courses, 2013-14							
	Other enrolled students, 2013-14						1	
	All program completers, 2013-14						2	
	All program completers, 2012-13						4	
	All program completers, 2011-12						2	

**Single Assessment Institution-Level Pass Rate Data: *Alternative Teacher Preparation Program Within IHE***


	<b>HEOA - Title II 2013 - 2014 Academic Year</b>
	<b>Institution Name</b> UNIVERSITY CENTRAL ARKANSAS
	<b>Institution Code</b> 6012
	<b>State</b> Arkansas

Assessment Information <sup>1</sup>	Group	Number Taking Assessment	Number Passing Assessment	Institutional Pass Rate	Institutional Average Scaled Score	Assessment Cut Score <sup>2</sup>	State	
							Number Taking Assessment	Number Passing Assessment
<b>MUSIC CONTENT &amp; INSTRUCTION (5114)</b>  Test Company: ETS Score Range: 100-200	All enrolled students who have completed all nonclinical courses, 2013-14						2	
	Other enrolled students, 2013-14	1				162	6	
	All program completers, 2013-14						2	
	All program completers, 2012-13							
	All program completers, 2011-12							
<b>MUSIC CONTENT KNOWLEDGE (0113)</b>  Test Company: ETS Score Range: 100-200	All enrolled students who have completed all nonclinical courses, 2013-14							
	Other enrolled students, 2013-14						1	
	All program completers, 2013-14						1	
	All program completers, 2012-13						4	
	All program completers, 2011-12	1				150	3	
<b>PHYSICAL ED ANALYSIS AND DESIGN (0092)</b>  Test Company: ETS Score Range: 100-200	All enrolled students who have completed all nonclinical courses, 2013-14						2	
	Other enrolled students, 2013-14							
	All program completers, 2013-14						2	
	All program completers, 2012-13	1				150	5	
	All program completers, 2011-12	1				150	8	
<b>PHYSICAL ED CONTENT AND DESIGN (5095)</b>  Test Company: ETS Score Range: 100-200	All enrolled students who have completed all nonclinical courses, 2013-14						4	
	Other enrolled students, 2013-14	4				169	25	14
	All program completers, 2013-14	3				169	13	12
	All program completers, 2012-13	1				169	7	
	All program completers, 2011-12							


**Single Assessment Institution-Level Pass Rate Data: Alternative Teacher Preparation Program Within IHE**

		<p align="center"><b>HEOA - Title II 2013 - 2014 Academic Year</b></p>						
Institution Name		UNIVERSITY CENTRAL ARKANSAS						
Institution Code		6012						
State		Arkansas						
								State
Assessment Information <sup>1</sup>	Group	Number Taking Assessment	Number Passing Assessment	Institutional Pass Rate	Institutional Average Scaled Score	Assessment Cut Score <sup>2</sup>	Number Taking Assessment	Number Passing Assessment
<b>PHYSICAL SCIENCE CONTENT KNOWLEDGE (0481)</b>  Test Company: ETS Score Range: 100-200	All enrolled students who have completed all nonclinical courses, 2013-14						3	
	Other enrolled students, 2013-14	4				145	22	22
	All program completers, 2013-14	2				145	10	10
	All program completers, 2012-13	3				145	10	10
	All program completers, 2011-12	4				145	6	
<b>PHYSICAL SCIENCE PEDAGOGY (0483)</b>  Test Company: ETS Score Range: 100-200	All enrolled students who have completed all nonclinical courses, 2013-14						1	
	Other enrolled students, 2013-14						2	
	All program completers, 2013-14	1				145	4	
	All program completers, 2012-13	3				145	10	10
	All program completers, 2011-12	4				145	6	
<b>PRAXIS I MATHEMATICS (0730)</b>  Test Company: ETS Score Range: 150-190	All enrolled students who have completed all nonclinical courses, 2013-14						79	79
	Other enrolled students, 2013-14	167	163	98%	179	171	453	439
	All program completers, 2013-14	58	58	100%	178	171	252	252
	All program completers, 2012-13	64	64	100%	180	171	238	238
	All program completers, 2011-12	61	61	100%	179	171	182	182
<b>PRAXIS I READING (0710)</b>  Test Company: ETS Score Range: 150-190	All enrolled students who have completed all nonclinical courses, 2013-14						81	80
	Other enrolled students, 2013-14	165	164	99%	180	172	444	434
	All program completers, 2013-14	58	58	100%	179	172	254	254
	All program completers, 2012-13	64	64	100%	181	172	239	238
	All program completers, 2011-12	61	61	100%	180	172	180	179


**Single Assessment Institution-Level Pass Rate Data: Alternative Teacher Preparation Program Within IHE**

		<p align="center"><b>HEOA - Title II 2013 - 2014 Academic Year</b></p>						
Institution Name		UNIVERSITY CENTRAL ARKANSAS						
Institution Code		6012						
State		Arkansas						
								State
Assessment Information <sup>1</sup>	Group	Number Taking Assessment	Number Passing Assessment	Institutional Pass Rate	Institutional Average Scaled Score	Assessment Cut Score <sup>2</sup>	Number Taking Assessment	Number Passing Assessment
<b>PRAXIS I WRITING (0720)</b>  Test Company: ETS Score Range: 150-190	All enrolled students who have completed all nonclinical courses, 2013-14						78	78
	Other enrolled students, 2013-14	164	158	96%	177	173	444	417
	All program completers, 2013-14	63	63	100%	177	173	262	262
	All program completers, 2012-13	65	65	100%	178	173	243	242
	All program completers, 2011-12	65	65	100%	177	173	186	186
<b>PRINC LEARNING AND TEACHING 5-9 (DISCONTINUED) (0523)</b>  Test Company: ETS Score Range: 100-200	All enrolled students who have completed all nonclinical courses, 2013-14							
	Other enrolled students, 2013-14							
	All program completers, 2013-14	1				164	1	
	All program completers, 2012-13						4	
<b>PRINC LEARNING AND TEACHING 5-9 (5623)</b>  Test Company: ETS Score Range: 100-200	All enrolled students who have completed all nonclinical courses, 2013-14						10	10
	Other enrolled students, 2013-14	6				160	25	20
	All program completers, 2013-14	20	20	100%	175	160	73	73
	All program completers, 2012-13	22	22	100%	181	160	49	49
	All program completers, 2011-12	17	17	100%	175	160	50	50
<b>PRINC LEARNING AND TEACHING 7-12 (DISCONTINUED) (0524)</b>  Test Company: ETS Score Range: 100-200	All enrolled students who have completed all nonclinical courses, 2013-14						2	
	Other enrolled students, 2013-14						1	
	All program completers, 2013-14							
	All program completers, 2012-13	2				164	8	
	All program completers, 2011-12	1				164	14	14


**Single Assessment Institution-Level Pass Rate Data: Alternative Teacher Preparation Program Within IHE**

		<p align="center"><b>HEOA - Title II 2013 - 2014 Academic Year</b></p>						
Institution Name		UNIVERSITY CENTRAL ARKANSAS						
Institution Code		6012						
State		Arkansas						
								State
Assessment Information <sup>1</sup>	Group	Number Taking Assessment	Number Passing Assessment	Institutional Pass Rate	Institutional Average Scaled Score	Assessment Cut Score <sup>2</sup>	Number Taking Assessment	Number Passing Assessment
<b>PRINC LEARNING AND TEACHING 7-12 (5624)</b>  Test Company: ETS Score Range: 100-200	All enrolled students who have completed all nonclinical courses, 2013-14						7	
	Other enrolled students, 2013-14	6				157	37	33
	All program completers, 2013-14	8				157	56	56
	All program completers, 2012-13	14	14	100%	173	157	64	64
	All program completers, 2011-12	9				157	30	30
<b>PRINC LEARNING AND TEACHING EARLY CHILD (DISC) (0521)</b>  Test Company: ETS Score Range: 100-200	All enrolled students who have completed all nonclinical courses, 2013-14							
	Other enrolled students, 2013-14						2	
	All program completers, 2013-14	4				159	6	
	All program completers, 2012-13	3				159	4	
	All program completers, 2011-12	13	13	100%	182	159	25	25
<b>PRINC LEARNING AND TEACHING EARLY CHILD (5621)</b>  Test Company: ETS Score Range: 100-200	All enrolled students who have completed all nonclinical courses, 2013-14						14	14
	Other enrolled students, 2013-14	10	9	90%	170	157	34	30
	All program completers, 2013-14	34	33	97%	172	157	115	109
	All program completers, 2012-13	34	34	100%	174	157	84	84
	All program completers, 2011-12	27	27	100%	169	157	51	51
<b>PRINC LEARNING AND TEACHING K-6 (5622)</b>  Test Company: ETS Score Range: 100-200	All enrolled students who have completed all nonclinical courses, 2013-14							
	Other enrolled students, 2013-14							
	All program completers, 2013-14	1				160	1	
	All program completers, 2012-13							
	All program completers, 2011-12							

**Single Assessment Institution-Level Pass Rate Data: Alternative Teacher Preparation Program Within IHE**


		<b>HEOA - Title II 2013 - 2014 Academic Year</b>						
Institution Name		UNIVERSITY CENTRAL ARKANSAS						
Institution Code		6012						
State		Arkansas						
								State
Assessment Information <sup>1</sup>	Group	Number Taking Assessment	Number Passing Assessment	Institutional Pass Rate	Institutional Average Scaled Score	Assessment Cut Score <sup>2</sup>	Number Taking Assessment	Number Passing Assessment
<b>SOCIAL STUDIES ANALYTICAL ESSAYS (DISCONTINUED) (0082)</b>  Test Company: ETS Score Range: 100-200	All enrolled students who have completed all nonclinical courses, 2013-14						3	
	Other enrolled students, 2013-14						7	
	All program completers, 2013-14	1				140	3	
	All program completers, 2012-13	2				140	16	16
	All program completers, 2011-12	3				140	12	12
<b>SOCIAL STUDIES CONTENT &amp; INTERPRETATION (5086)</b>  Test Company: ETS Score Range: 100-200	All enrolled students who have completed all nonclinical courses, 2013-14						7	
	Other enrolled students, 2013-14	9				153	44	32
	All program completers, 2013-14						14	14
	All program completers, 2012-13	7				153	15	15
	All program completers, 2011-12						3	
<b>SOCIAL STUDIES CONTENT KNOWLEDGE (0081)</b>  Test Company: ETS Score Range: 100-200	All enrolled students who have completed all nonclinical courses, 2013-14						3	
	Other enrolled students, 2013-14						7	
	All program completers, 2013-14	1				155	3	
	All program completers, 2012-13	2				155	16	16
	All program completers, 2011-12	3				155	12	12
<b>SPANISH CONTENT KNOWLEDGE (0191)</b>  Test Company: ETS Score Range: 100-200	All enrolled students who have completed all nonclinical courses, 2013-14							
	Other enrolled students, 2013-14						1	
	All program completers, 2013-14						1	
	All program completers, 2012-13							
	All program completers, 2011-12							

**Single Assessment Institution-Level Pass Rate Data: Alternative Teacher Preparation Program Within IHE**

		<p align="center"><b>HEOA - Title II 2013 - 2014 Academic Year</b></p>						
Institution Name		UNIVERSITY CENTRAL ARKANSAS						
Institution Code		6012						
State		Arkansas						
							State	
Assessment Information <sup>1</sup>	Group	Number Taking Assessment	Number Passing Assessment	Institutional Pass Rate	Institutional Average Scaled Score	Assessment Cut Score <sup>2</sup>	Number Taking Assessment	Number Passing Assessment
<b>SPANISH PRODUCTIVE LANGUAGE SKILLS (DISCONTINUED) (0192)</b>  Test Company: ETS Score Range: 100-200	All enrolled students who have completed all nonclinical courses, 2013-14							
	Other enrolled students, 2013-14						1	
	All program completers, 2013-14							
	All program completers, 2012-13							
	All program completers, 2011-12							
<b>SPANISH WORLD LANGUAGE (5195)</b>  Test Company: ETS Score Range: 100-200	All enrolled students who have completed all nonclinical courses, 2013-14						2	
	Other enrolled students, 2013-14	1				168	2	
	All program completers, 2013-14						3	
	All program completers, 2012-13	1				168	1	
	All program completers, 2011-12							
<b>SPEECH COMMUNICATION (DISCONTINUED) (0220)</b>  Test Company: ETS Score Range: 250-990	All enrolled students who have completed all nonclinical courses, 2013-14							
	Other enrolled students, 2013-14							
	All program completers, 2013-14							
	All program completers, 2012-13						1	
	All program completers, 2011-12						2	
<b>SPEECH COMMUNICATION: CK (5221)</b>  Test Company: ETS Score Range: 100-200	All enrolled students who have completed all nonclinical courses, 2013-14						4	
	Other enrolled students, 2013-14						3	
	All program completers, 2013-14	2				141	7	
	All program completers, 2012-13						4	
	All program completers, 2011-12						2	



**Single Assessment Institution-Level Pass Rate Data: *Alternative Teacher Preparation Program Within IHE***

		<b>HEOA - Title II 2013 - 2014 Academic Year</b>						
Institution Name		UNIVERSITY CENTRAL ARKANSAS						
Institution Code		6012						
State		Arkansas						
							<b>State</b>	
<i>Assessment Information<sup>1</sup></i>	<i>Group</i>	<i>Number Taking Assessment</i>	<i>Number Passing Assessment</i>	<i>Institutional Pass Rate</i>	<i>Institutional Average Scaled Score</i>	<i>Assessment Cut Score<sup>2</sup></i>	<i>Number Taking Assessment</i>	<i>Number Passing Assessment</i>
<b>THEATRE (DISCONTINUED) (0640)</b>  <i>Test Company: ETS</i> <i>Score Range: 250-990</i>	All enrolled students who have completed all nonclinical courses, 2013-14							
	Other enrolled students, 2013-14							
	All program completers, 2013-14	1				580	2	
	All program completers, 2012-13							
	All program completers, 2011-12						1	
<b>THEATRE (0641)</b>  <i>Test Company: ETS</i> <i>Score Range: 100-200</i>	All enrolled students who have completed all nonclinical courses, 2013-14							
	Other enrolled students, 2013-14						3	
	All program completers, 2013-14						1	
	All program completers, 2012-13							
	All program completers, 2011-12							
<b>WORLD LANGUAGE PEDAGOGY (5841)</b>  <i>Test Company: ETS</i> <i>Score Range: 100-200</i>	All enrolled students who have completed all nonclinical courses, 2013-14						2	
	Other enrolled students, 2013-14						1	
	All program completers, 2013-14						3	
	All program completers, 2012-13	1				158	3	
	All program completers, 2011-12							

Note: In cases where there are less than ten students taking the assessment or license/certificate, the number passing and pass rate are not reported.

<sup>1</sup>Tests with multiple delivery options (computer, paper, etc.) will be noted with the assessment code for one format only.

<sup>2</sup>Cut scores may vary for groups depending upon when the cut scores are established by the state and when each group completed their teacher certification or licensure assessment.

Single Assessment Institution-Level Pass Rate Data: *Alternative Teacher Preparation Program Within IHE*

April 3, 2015

wide	
Statewide Pass Rate	Statewide Average Scaled Score
71%	166
100%	176
100%	172
100%	153

Single Assessment Institution-Level Pass Rate Data: *Alternative Teacher Preparation Program Within IHE*

April 3, 2015

wide	
Statewide Pass Rate	Statewide Average Scaled Score
100%	164
92%	159
100%	156
100%	155
100%	171

Single Assessment Institution-Level Pass Rate Data: *Alternative Teacher Preparation Program Within IHE*

April 3, 2015

<b>wide</b>	
<b>Statewide Pass Rate</b>	<b>Statewide Average Scaled Score</b>
77%	164
96%	184
87%	170
100%	177
99%	174
100%	174
100%	178
100%	176

Single Assessment Institution-Level Pass Rate Data: *Alternative Teacher Preparation Program Within IHE*

April 3, 2015

wide	
Statewide Pass Rate	Statewide Average Scaled Score
65%	146
79%	154
94%	157
100%	156

Single Assessment Institution-Level Pass Rate Data: *Alternative Teacher Preparation Program Within IHE*

April 3, 2015

wide	
Statewide Pass Rate	Statewide Average Scaled Score
100%	179
93%	178
100%	181
100%	181
100%	179
100%	158

Single Assessment Institution-Level Pass Rate Data: *Alternative Teacher Preparation Program Within IHE*

April 3, 2015

wide	
Statewide Pass Rate	Statewide Average Scaled Score
100%	159
100%	156
100%	157
100%	159
100%	164

Single Assessment Institution-Level Pass Rate Data: *Alternative Teacher Preparation Program Within IHE*

April 3, 2015

<b>wide</b>	
<b>Statewide Pass Rate</b>	<b>Statewide Average Scaled Score</b>
100%	152
100%	157
85%	157
100%	162
100%	162
90%	139
100%	145
100%	146



Single Assessment Institution-Level Pass Rate Data: *Alternative Teacher Preparation Program Within IHE*

April 3, 2015

<b>wide</b>	
<i>Statewide Pass Rate</i>	<i>Statewide Average Scaled Score</i>
100%	148
76%	156
100%	160
100%	165
100%	162
55%	162
42%	154

Single Assessment Institution-Level Pass Rate Data: *Alternative Teacher Preparation Program Within IHE*

April 3, 2015

<b>wide</b>	
<b>Statewide Pass Rate</b>	<b>Statewide Average Scaled Score</b>
100%	172
93%	171
100%	176
66%	147
97%	156
100%	153
70%	147
93%	152
85%	157
63%	146
95%	154

Single Assessment Institution-Level Pass Rate Data: *Alternative Teacher Preparation Program Within IHE*

April 3, 2015

<b>wide</b>	
<i>Statewide Pass Rate</i>	<i>Statewide Average Scaled Score</i>
76%	153
75%	159

**Single Assessment Institution-Level Pass Rate Data: *Alternative Teacher Preparation Program Within IHE***

April 3, 2015

wide	
Statewide Pass Rate	Statewide Average Scaled Score
56%	167
92%	175

Single Assessment Institution-Level Pass Rate Data: *Alternative Teacher Preparation Program Within IHE*

April 3, 2015

<b>wide</b>	
<b>Statewide Pass Rate</b>	<b>Statewide Average Scaled Score</b>
100%	173
100%	168
100%	167
100%	160
100%	179
97%	179
100%	179
100%	180
100%	180
99%	181
98%	179
100%	180
100%	181
99%	180

Single Assessment Institution-Level Pass Rate Data: *Alternative Teacher Preparation Program Within IHE*

April 3, 2015

<b>wide</b>	
<b>Statewide Pass Rate</b>	<b>Statewide Average Scaled Score</b>
100%	177
94%	176
100%	177
100%	178
100%	177
100%	172
100%	173
80%	170
100%	174
100%	179
100%	174
100%	171

Single Assessment Institution-Level Pass Rate Data: *Alternative Teacher Preparation Program Within IHE*

April 3, 2015

<b>wide</b>	
<b>Statewide Pass Rate</b>	<b>Statewide Average Scaled Score</b>
89%	167
100%	171
100%	172
100%	172
100%	180
100%	169
88%	166
95%	169
100%	171
100%	170

Single Assessment Institution-Level Pass Rate Data: *Alternative Teacher Preparation Program Within IHE*

April 3, 2015

<b>wide</b>	
<b>Statewide Pass Rate</b>	<b>Statewide Average Scaled Score</b>
100%	151
100%	152
73%	160
100%	159
100%	163
100%	170
100%	169





Single Assessment Institution-Level Pass Rate Data: *Alternative Teacher Preparation Program Within IHE*

April 3, 2015

wide	
Statewide Pass Rate	Statewide Average Scaled Score