


Single Assessment Institution-Level Pass Rate Data: Alternative Teacher Preparation Program Within IHE

	HEOA - Title II 2010 - 2011 Academic Year
	Institution Name
	Institution Code
	State

UNIVERSITY CENTRAL ARKANSAS

6012

Arkansas

March 7, 2012

Assessment Information ¹	Group	Number Taking Assessment	Number Passing Assessment	Institutional Pass Rate	Institutional Average Scaled Score	Assessment Cut Score ²	Statewide			
							Number Taking Assessment	Number Passing Assessment	Statewide Pass Rate	Statewide Average Scaled Score
AGRICULTURE (0700) Test Company: ETS Score Range: 250-990	All enrolled students who have completed all nonclinical courses, 2010-11									
	Other enrolled students, 2010-11						2			
	All program completers, 2010-11						1			
	All program completers, 2009-10									
	All program completers, 2008-09									
ART CONTENT KNOWLEDGE (0133) Test Company: ETS Score Range: 100-200	All enrolled students who have completed all nonclinical courses, 2010-11									
	Other enrolled students, 2010-11	8				157	23	22	96%	175
	All program completers, 2010-11	3				157	13	13	100%	171
	All program completers, 2009-10	4				157	8			
	All program completers, 2008-09									
ART CONTENT TRAD CRITIC AESTHETICS (0132) Test Company: ETS Score Range: 100-200	All enrolled students who have completed all nonclinical courses, 2010-11									
	Other enrolled students, 2010-11	8				140	23	23	100%	150
	All program completers, 2010-11	3				140	13	13	100%	149
	All program completers, 2009-10	4				140	9			
	All program completers, 2008-09									
ART MAKING (0131) Test Company: ETS Score Range: 100-200	All enrolled students who have completed all nonclinical courses, 2010-11									
	Other enrolled students, 2010-11	8				146	23	23	100%	163
	All program completers, 2010-11	3				146	13	13	100%	163
	All program completers, 2009-10	4				146	8			
	All program completers, 2008-09									

Single Assessment Institution-Level Pass Rate Data: *Alternative Teacher Preparation Program Within IHE*




**HEOA - Title II
2010 - 2011 Academic Year**

Institution Name	UNIVERSITY CENTRAL ARKANSAS
Institution Code	6012
State	Arkansas

March 7, 2012

Assessment Information ¹	Group	Number Taking Assessment	Number Passing Assessment	Institutional Pass Rate	Institutional Average Scaled Score	Assessment Cut Score ²	Statewide				
							Number Taking Assessment	Number Passing Assessment	Statewide Pass Rate	Statewide Average Scaled Score	
BIOLOGY CONTENT KNOWLEDGE (0235) Test Company: ETS Score Range: 100-200	All enrolled students who have completed all nonclinical courses, 2010-11						2				
	Other enrolled students, 2010-11	3				142	15	15	100%	153	
	All program completers, 2010-11						11	11	100%	164	
	All program completers, 2009-10	2				142	12	12	100%	155	
	All program completers, 2008-09										
BUSINESS EDUCATION: CONTENT KNOWLEDGE (0101) Test Company: ETS Score Range: 100-200	All enrolled students who have completed all nonclinical courses, 2010-11						1				
	Other enrolled students, 2010-11	3				154	9				
	All program completers, 2010-11										
	All program completers, 2009-10										
	All program completers, 2008-09										
BUSINESS EDUCATION (0100) Test Company: ETS Score Range: 250-990	All enrolled students who have completed all nonclinical courses, 2010-11										
	Other enrolled students, 2010-11	2				550	14	14	100%	659	
	All program completers, 2010-11	4				550	9				
	All program completers, 2009-10	2				550	6				
	All program completers, 2008-09										
EARLY CHILDHOOD CONTENT KNOWLEDGE (0022) Test Company: ETS Score Range: 100-200	All enrolled students who have completed all nonclinical courses, 2010-11						12	12	100%	177	
	Other enrolled students, 2010-11	67	67	100%	177	157	88	87	99%	176	
	All program completers, 2010-11	30	30	100%	175	157	40	40	100%	174	
	All program completers, 2009-10	31	31	100%	176	157	39	39	100%	177	
	All program completers, 2008-09										

Single Assessment Institution-Level Pass Rate Data: Alternative Teacher Preparation Program Within IHE

	HEOA - Title II 2010 - 2011 Academic Year
	Institution Name
	Institution Code
	State

UNIVERSITY CENTRAL ARKANSAS
6012
Arkansas

March 7, 2012

Assessment Information ¹	Group	Number Taking Assessment	Number Passing Assessment	Institutional Pass Rate	Institutional Average Scaled Score	Assessment Cut Score ²	Statewide			
							Number Taking Assessment	Number Passing Assessment	Statewide Pass Rate	Statewide Average Scaled Score
EARTH AND SPACE SCIENCES - CONTENT KNOWLEDGE (0571) Test Company: ETS Score Range: 100-200	All enrolled students who have completed all nonclinical courses, 2010-11						3			
	Other enrolled students, 2010-11	9				145	24	20	83%	152
	All program completers, 2010-11						14	14	100%	156
	All program completers, 2009-10	5				145	18	18	100%	157
	All program completers, 2008-09									
EDUCATION OF YOUNG CHILDREN (0021) Test Company: ETS Score Range: 100-200	All enrolled students who have completed all nonclinical courses, 2010-11									
	Other enrolled students, 2010-11									
	All program completers, 2010-11									
	All program completers, 2009-10	4				164	4			
	All program completers, 2008-09									
ENG LANG LIT COMP CONTENT KNOWLEDGE (0041) Test Company: ETS Score Range: 100-200	All enrolled students who have completed all nonclinical courses, 2010-11						1			
	Other enrolled students, 2010-11	9				159	31	31	100%	181
	All program completers, 2010-11	7				159	27	27	100%	177
	All program completers, 2009-10	4				159	15	15	100%	176
	All program completers, 2008-09									
ENG LANG LIT COMP ESSAYS (0042) Test Company: ETS Score Range: 100-200	All enrolled students who have completed all nonclinical courses, 2010-11						1			
	Other enrolled students, 2010-11	9				150	30	26	87%	157
	All program completers, 2010-11	7				150	27	27	100%	157
	All program completers, 2009-10	4				150	15	15	100%	159
	All program completers, 2008-09									

Single Assessment Institution-Level Pass Rate Data: Alternative Teacher Preparation Program Within IHE




**HEOA - Title II
2010 - 2011 Academic Year**

Institution Name	UNIVERSITY CENTRAL ARKANSAS
Institution Code	6012
State	Arkansas

March 7, 2012

Assessment Information ¹	Group	Number Taking Assessment	Number Passing Assessment	Institutional Pass Rate	Institutional Average Scaled Score	Assessment Cut Score ²	Statewide			
							Number Taking Assessment	Number Passing Assessment	Statewide Pass Rate	Statewide Average Scaled Score
ENG LANG LIT COMP PEDAGOGY (0043) Test Company: ETS Score Range: 100-200	All enrolled students who have completed all nonclinical courses, 2010-11									
	Other enrolled students, 2010-11	3				145	10	8	80%	150
	All program completers, 2010-11	7				145	27	27	100%	158
	All program completers, 2009-10	4				145	15	15	100%	154
	All program completers, 2008-09									
FAMILY AND CONSUMER SCIENCES II (0121) Test Company: ETS Score Range: 100-200	All enrolled students who have completed all nonclinical courses, 2010-11						1			
	Other enrolled students, 2010-11	4				153	4			
	All program completers, 2010-11									
	All program completers, 2009-10									
	All program completers, 2008-09									
FAMILY AND CONSUMER SCIENCES (0120) Test Company: ETS Score Range: 250-990	All enrolled students who have completed all nonclinical courses, 2010-11									
	Other enrolled students, 2010-11									
	All program completers, 2010-11									
	All program completers, 2009-10	1				560	1			
	All program completers, 2008-09									
FRENCH: WORLD LANGUAGE (5174) Test Company: ETS Score Range: 100-200	All enrolled students who have completed all nonclinical courses, 2010-11									
	Other enrolled students, 2010-11						1			
	All program completers, 2010-11									
	All program completers, 2009-10									
	All program completers, 2008-09									

Single Assessment Institution-Level Pass Rate Data: *Alternative Teacher Preparation Program Within IHE*

	HEOA - Title II 2010 - 2011 Academic Year
	Institution Name
	Institution Code
	State

UNIVERSITY CENTRAL ARKANSAS

6012

Arkansas

March 7, 2012

Assessment Information ¹	Group	Number Taking Assessment	Number Passing Assessment	Institutional Pass Rate	Institutional Average Scaled Score	Assessment Cut Score ²	Statewide			
							Number Taking Assessment	Number Passing Assessment	Statewide Pass Rate	Statewide Average Scaled Score
HEALTH AND PE: CK (0856) Test Company: ETS Score Range: 100-200	All enrolled students who have completed all nonclinical courses, 2010-11									
	Other enrolled students, 2010-11	4				144	15	14	93%	154
	All program completers, 2010-11	3				144	9			
	All program completers, 2009-10	3				144	6			
	All program completers, 2008-09									
LIFE SCIENCE: PEDAGOGY (0234) Test Company: ETS Score Range: 100-200	All enrolled students who have completed all nonclinical courses, 2010-11						1			
	Other enrolled students, 2010-11	1				146	4			
	All program completers, 2010-11						12	12	100%	155
	All program completers, 2009-10	3				146	13	13	100%	156
	All program completers, 2008-09									
MATH PROOFS MODELS PROBLEMS PART 1 (0063) Test Company: ETS Score Range: 100-200	All enrolled students who have completed all nonclinical courses, 2010-11						4			
	Other enrolled students, 2010-11	3				144	14	11	79%	152
	All program completers, 2010-11	4				144	12	12	100%	156
	All program completers, 2009-10	5				144	17	17	100%	155
	All program completers, 2008-09									
MATHEMATICS PEDAGOGY (0065) Test Company: ETS Score Range: 100-200	All enrolled students who have completed all nonclinical courses, 2010-11						1			
	Other enrolled students, 2010-11						3			
	All program completers, 2010-11	4				135	12	12	100%	151
	All program completers, 2009-10	4				135	16	16	100%	150
	All program completers, 2008-09									

Single Assessment Institution-Level Pass Rate Data: Alternative Teacher Preparation Program Within IHE



**HEOA - Title II
2010 - 2011 Academic Year**

Institution Name	UNIVERSITY CENTRAL ARKANSAS
Institution Code	6012
State	Arkansas

March 7, 2012

Assessment Information ¹	Group	Number Taking Assessment	Number Passing Assessment	Institutional Pass Rate	Institutional Average Scaled Score	Assessment Cut Score ²	Statewide				
							Number Taking Assessment	Number Passing Assessment	Statewide Pass Rate	Statewide Average Scaled Score	
MATHEMATICS: CONTENT KNOWLEDGE (0061) Test Company: ETS Score Range: 100-200	All enrolled students who have completed all nonclinical courses, 2010-11						4				
	Other enrolled students, 2010-11	3				125	14	12	86%	134	
	All program completers, 2010-11	4				125	12	12	100%	136	
	All program completers, 2009-10	4				125	16	16	100%	136	
	All program completers, 2008-09										
MIDDLE SCHOOL SUBJECTS: CK (0146) Test Company: ETS Score Range: 100-200	All enrolled students who have completed all nonclinical courses, 2010-11						14	14	100%	158	
	Other enrolled students, 2010-11	45	43	96%	165	144	110	100	91%	162	
	All program completers, 2010-11	21	21	100%	160	144	64	64	100%	158	
	All program completers, 2009-10	16	16	100%	163	144	52	52	100%	161	
	All program completers, 2008-09										
MUSIC ANALYSIS (0112) Test Company: ETS Score Range: 100-200	All enrolled students who have completed all nonclinical courses, 2010-11										
	Other enrolled students, 2010-11	1				150	5				
	All program completers, 2010-11						1				
	All program completers, 2009-10						1				
	All program completers, 2008-09										
MUSIC CONCEPTS AND PROCESSES (0111) Test Company: ETS Score Range: 100-200	All enrolled students who have completed all nonclinical courses, 2010-11										
	Other enrolled students, 2010-11	1				145	5				
	All program completers, 2010-11						1				
	All program completers, 2009-10										
	All program completers, 2008-09										

Single Assessment Institution-Level Pass Rate Data: Alternative Teacher Preparation Program Within IHE



**HEOA - Title II
2010 - 2011 Academic Year**

Institution Name	UNIVERSITY CENTRAL ARKANSAS
Institution Code	6012
State	Arkansas

March 7, 2012

Assessment Information ¹	Group	Number Taking Assessment	Number Passing Assessment	Institutional Pass Rate	Institutional Average Scaled Score	Assessment Cut Score ²	Statewide			
							Number Taking Assessment	Number Passing Assessment	Statewide Pass Rate	Statewide Average Scaled Score
MUSIC CONTENT KNOWLEDGE (0113) Test Company: ETS Score Range: 100-200	All enrolled students who have completed all nonclinical courses, 2010-11									
	Other enrolled students, 2010-11	1				150	5			
	All program completers, 2010-11						1			
	All program completers, 2009-10									
	All program completers, 2008-09									
PHYSICAL ED ANALYSIS AND DESIGN (0092) Test Company: ETS Score Range: 100-200	All enrolled students who have completed all nonclinical courses, 2010-11									
	Other enrolled students, 2010-11	3				150	15	15	100%	158
	All program completers, 2010-11	3				150	9			
	All program completers, 2009-10	3				150	6			
	All program completers, 2008-09									
PHYSICAL SCIENCE CONTENT KNOWLEDGE (0481) Test Company: ETS Score Range: 100-200	All enrolled students who have completed all nonclinical courses, 2010-11						1			
	Other enrolled students, 2010-11	6				145	9			
	All program completers, 2010-11						2			
	All program completers, 2009-10	2				145	6			
	All program completers, 2008-09									
PHYSICAL SCIENCE PEDAGOGY (0483) Test Company: ETS Score Range: 100-200	All enrolled students who have completed all nonclinical courses, 2010-11									
	Other enrolled students, 2010-11									
	All program completers, 2010-11						2			
	All program completers, 2009-10	2				145	6			
	All program completers, 2008-09									

Single Assessment Institution-Level Pass Rate Data: Alternative Teacher Preparation Program Within IHE



**HEOA - Title II
2010 - 2011 Academic Year**

Institution Name	UNIVERSITY CENTRAL ARKANSAS
Institution Code	6012
State	Arkansas

March 7, 2012

Assessment Information ¹	Group	Number Taking Assessment	Number Passing Assessment	Institutional Pass Rate	Institutional Average Scaled Score	Assessment Cut Score ²	Statewide			
							Number Taking Assessment	Number Passing Assessment	Statewide Pass Rate	Statewide Average Scaled Score
PRAXIS I MATHEMATICS (0730) Test Company: ETS Score Range: 150-190	All enrolled students who have completed all nonclinical courses, 2010-11						37	37	100%	180
	Other enrolled students, 2010-11	204	190	93%	178	171	480	464	97%	179
	All program completers, 2010-11	63	63	100%	179	171	172	172	100%	179
	All program completers, 2009-10	67	67	100%	178	171	164	164	100%	179
	All program completers, 2008-09									
PRAXIS I READING (0710) Test Company: ETS Score Range: 150-190	All enrolled students who have completed all nonclinical courses, 2010-11						37	37	100%	180
	Other enrolled students, 2010-11	204	190	93%	180	172	479	462	96%	180
	All program completers, 2010-11	62	62	100%	180	172	173	173	100%	180
	All program completers, 2009-10	67	67	100%	180	172	161	160	99%	180
	All program completers, 2008-09									
PRAXIS I WRITING (0720) Test Company: ETS Score Range: 150-190	All enrolled students who have completed all nonclinical courses, 2010-11						38	38	100%	177
	Other enrolled students, 2010-11	208	190	91%	177	173	484	461	95%	177
	All program completers, 2010-11	62	62	100%	178	173	176	176	100%	177
	All program completers, 2009-10	69	69	100%	177	173	165	165	100%	178
	All program completers, 2008-09									
PRINCIPLES LEARNING AND TEACHING 5-9 (0523) Test Company: ETS Score Range: 100-200	All enrolled students who have completed all nonclinical courses, 2010-11						7			
	Other enrolled students, 2010-11	8				164	27	16	59%	166
	All program completers, 2010-11	22	21	95%	174	164	68	67	99%	174
	All program completers, 2009-10	20	20	100%	172	164	60	60	100%	173
	All program completers, 2008-09									

Single Assessment Institution-Level Pass Rate Data: *Alternative Teacher Preparation Program Within IHE*



**HEOA - Title II
2010 - 2011 Academic Year**

Institution Name	UNIVERSITY CENTRAL ARKANSAS
Institution Code	6012
State	Arkansas

March 7, 2012

Assessment Information ¹	Group	Number Taking Assessment	Number Passing Assessment	Institutional Pass Rate	Institutional Average Scaled Score	Assessment Cut Score ²	Statewide			
							Number Taking Assessment	Number Passing Assessment	Statewide Pass Rate	Statewide Average Scaled Score
PRINCIPLES LEARNING AND TEACHING 7-12 (0524) Test Company: ETS Score Range: 100-200	All enrolled students who have completed all nonclinical courses, 2010-11						1			
	Other enrolled students, 2010-11	6				164	27	22	81%	169
	All program completers, 2010-11	10	10	100%	177	164	44	44	100%	174
	All program completers, 2009-10	8				164	35	35	100%	173
	All program completers, 2008-09									
PRINCIPLES LEARNING AND TEACHING EARLY CHILDHOOD (0521) Test Company: ETS Score Range: 100-200	All enrolled students who have completed all nonclinical courses, 2010-11						5			
	Other enrolled students, 2010-11	19	19	100%	179	159	26	25	96%	178
	All program completers, 2010-11	35	35	100%	181	159	50	49	98%	181
	All program completers, 2009-10	39	39	100%	180	159	49	49	100%	181
	All program completers, 2008-09									
SOCIAL STUDIES: ANALYTICAL ESSAYS (0082) Test Company: ETS Score Range: 100-200	All enrolled students who have completed all nonclinical courses, 2010-11						2			
	Other enrolled students, 2010-11	11	11	100%	149	140	36	33	92%	148
	All program completers, 2010-11	3				140	13	13	100%	147
	All program completers, 2009-10	5				140	17	17	100%	151
	All program completers, 2008-09									
SOCIAL STUDIES: CONTENT KNOWLEDGE (0081) Test Company: ETS Score Range: 100-200	All enrolled students who have completed all nonclinical courses, 2010-11						2			
	Other enrolled students, 2010-11	12	9	75%	159	155	40	33	83%	162
	All program completers, 2010-11	3				155	13	13	100%	165
	All program completers, 2009-10	5				155	17	17	100%	172
	All program completers, 2008-09									

Single Assessment Institution-Level Pass Rate Data: *Alternative Teacher Preparation Program Within IHE*




**HEOA - Title II
2010 - 2011 Academic Year**

Institution Name	UNIVERSITY CENTRAL ARKANSAS
Institution Code	6012
State	Arkansas

March 7, 2012

Assessment Information ¹	Group	Number Taking Assessment	Number Passing Assessment	Institutional Pass Rate	Institutional Average Scaled Score	Assessment Cut Score ²	Statewide				
							Number Taking Assessment	Number Passing Assessment	Statewide Pass Rate	Statewide Average Scaled Score	
SPANISH CONTENT KNOWLEDGE (0191) Test Company: ETS Score Range: 100-200	All enrolled students who have completed all nonclinical courses, 2010-11						1				
	Other enrolled students, 2010-11	3				155	7				
	All program completers, 2010-11	1				155	3				
	All program completers, 2009-10	1				155	5				
	All program completers, 2008-09										
SPANISH PRODUCTIVE LANGUAGE SKILLS (0192) Test Company: ETS Score Range: 100-200	All enrolled students who have completed all nonclinical courses, 2010-11						1				
	Other enrolled students, 2010-11	3				141	6				
	All program completers, 2010-11	1				141	3				
	All program completers, 2009-10	1				141	5				
	All program completers, 2008-09										
SPANISH: WORLD LANGUAGE (5195) Test Company: ETS Score Range: 100-200	All enrolled students who have completed all nonclinical courses, 2010-11										
	Other enrolled students, 2010-11	1				168	3				
	All program completers, 2010-11										
	All program completers, 2009-10										
	All program completers, 2008-09										
SPANISH: PEDAGOGY (0194) Test Company: ETS Score Range: 100-200	All enrolled students who have completed all nonclinical courses, 2010-11										
	Other enrolled students, 2010-11	2				160	2				
	All program completers, 2010-11	1				160	3				
	All program completers, 2009-10	1				160	5				
	All program completers, 2008-09										

Single Assessment Institution-Level Pass Rate Data: Alternative Teacher Preparation Program Within IHE

	HEOA - Title II 2010 - 2011 Academic Year
	Institution Name
	Institution Code
	State

UNIVERSITY CENTRAL ARKANSAS

6012

Arkansas

March 7, 2012

Assessment Information ¹	Group	Number Taking Assessment	Number Passing Assessment	Institutional Pass Rate	Institutional Average Scaled Score	Assessment Cut Score ²	Statewide			
							Number Taking Assessment	Number Passing Assessment	Statewide Pass Rate	Statewide Average Scaled Score
SPEECH COMMUNICATION (0220) Test Company: ETS Score Range: 250-990	All enrolled students who have completed all nonclinical courses, 2010-11									
	Other enrolled students, 2010-11						4			
	All program completers, 2010-11						7			
	All program completers, 2009-10						2			
	All program completers, 2008-09									
SPEECH COMMUNICATIONS (0221) Test Company: ETS Score Range: 100-200	All enrolled students who have completed all nonclinical courses, 2010-11									
	Other enrolled students, 2010-11						6			
	All program completers, 2010-11						2			
	All program completers, 2009-10									
	All program completers, 2008-09									
THEATRE (0640) Test Company: ETS Score Range: 250-990	All enrolled students who have completed all nonclinical courses, 2010-11									
	Other enrolled students, 2010-11						2			
	All program completers, 2010-11						5			
	All program completers, 2009-10						2			
	All program completers, 2008-09									
WORLD LANGUAGE PEDAGOGY (0841) Test Company: ETS Score Range: 100-200	All enrolled students who have completed all nonclinical courses, 2010-11									
	Other enrolled students, 2010-11						2			
	All program completers, 2010-11									
	All program completers, 2009-10									
	All program completers, 2008-09									

¹Tests with multiple delivery options (computer, paper, etc.) will be noted with the assessment code for the paper format only.

²Cut scores may vary for groups depending upon when the cut scores are established by the state and when each group completed their teacher certification or licensure assessment.