

Single Assessment Institution-Level Pass Rate Data: Traditional Teacher Preparation Program Within IHE



**HEOA - Title II
2009 - 2010 Academic Year**

Institution Name	UNIVERSITY CENTRAL ARKANSAS
Institution Code	6012
State	Arkansas

March 25, 2011

Assessment Information ¹	Group	Number Taking Assessment	Number Passing Assessment	Institutional Pass Rate	Institutional Average Scaled Score	Assessment Cut Score ²	Statewide				
							Number Taking Assessment	Number Passing Assessment	Statewide Pass Rate	Statewide Average Scaled Score	
AGRICULTURE (0700) Test Company: ETS Score Range: 250-990	All enrolled students who have completed all nonclinical courses, 2009-10						3				
	Other enrolled students, 2009-10						2				
	All program completers, 2009-10						16	15	94%	571	
	All program completers, 2008-09	1				510	16	15	94%	579	
	All program completers, 2007-08						21	20	95%	592	
ART CONTENT KNOWLEDGE (0133) Test Company: ETS Score Range: 100-200	All enrolled students who have completed all nonclinical courses, 2009-10	1				157	7				
	Other enrolled students, 2009-10						7				
	All program completers, 2009-10	7				157	46	45	98%	175	
	All program completers, 2008-09	7				157	40	40	100%	173	
	All program completers, 2007-08	1				157	32	32	100%	172	
ART CONTENT TRAD CRITIC AESTHETICS (0132) Test Company: ETS Score Range: 100-200	All enrolled students who have completed all nonclinical courses, 2009-10	1				140	5				
	Other enrolled students, 2009-10						3				
	All program completers, 2009-10	7				140	46	44	96%	148	
	All program completers, 2008-09	6				140	39	39	100%	148	
	All program completers, 2007-08	1				140	32	32	100%	150	
ART MAKING (0131) Test Company: ETS Score Range: 100-200	All enrolled students who have completed all nonclinical courses, 2009-10	1				146	5				
	Other enrolled students, 2009-10						1				
	All program completers, 2009-10	7				146	45	43	96%	163	
	All program completers, 2008-09	6				146	39	39	100%	162	
	All program completers, 2007-08	1				146	32	32	100%	162	

Single Assessment Institution-Level Pass Rate Data: Traditional Teacher Preparation Program Within IHE




**HEOA - Title II
2009 - 2010 Academic Year**

Institution Name	UNIVERSITY CENTRAL ARKANSAS
Institution Code	6012
State	Arkansas

March 25, 2011

Assessment Information ¹	Group	Number Taking Assessment	Number Passing Assessment	Institutional Pass Rate	Institutional Average Scaled Score	Assessment Cut Score ²	Statewide			
							Number Taking Assessment	Number Passing Assessment	Statewide Pass Rate	Statewide Average Scaled Score
BIOLOGY CONTENT KNOWLEDGE (0235) Test Company: ETS Score Range: 100-200	All enrolled students who have completed all nonclinical courses, 2009-10	1				142	8			
	Other enrolled students, 2009-10						2			
	All program completers, 2009-10	3				142	17	16	94%	160
	All program completers, 2008-09	3				142	20	20	100%	160
	All program completers, 2007-08	1				142	24	24	100%	163
BUSINESS EDUCATION (0100) Test Company: ETS Score Range: 250-990	All enrolled students who have completed all nonclinical courses, 2009-10						6			
	Other enrolled students, 2009-10						4			
	All program completers, 2009-10	4				550	23	23	100%	621
	All program completers, 2008-09	1				550	30	30	100%	632
	All program completers, 2007-08	6				550	25	25	100%	644
EARLY CHILDHOOD CONTENT KNOWLEDGE (0022) Test Company: ETS Score Range: 100-200	All enrolled students who have completed all nonclinical courses, 2009-10	26	26	100%	180	157	279	279	100%	178
	Other enrolled students, 2009-10	9				157	121	119	98%	176
	All program completers, 2009-10	71	71	100%	180	157	675	675	100%	177
	All program completers, 2008-09	95	95	100%	179	157	714	714	100%	177
	All program completers, 2007-08	35	35	100%	180	157	246	246	100%	178
EARLY CHILDHOOD EDUCATION (0020) Test Company: ETS Score Range: 250-990	All enrolled students who have completed all nonclinical courses, 2009-10									
	Other enrolled students, 2009-10									
	All program completers, 2009-10									
	All program completers, 2008-09						1			
	All program completers, 2007-08	2					530	6		

Single Assessment Institution-Level Pass Rate Data: Traditional Teacher Preparation Program Within IHE

	HEOA - Title II 2009 - 2010 Academic Year
	Institution Name
	Institution Code
	State

UNIVERSITY CENTRAL ARKANSAS
6012
Arkansas

March 25, 2011

Assessment Information ¹	Group	Number Taking Assessment	Number Passing Assessment	Institutional Pass Rate	Institutional Average Scaled Score	Assessment Cut Score ²	Statewide			
							Number Taking Assessment	Number Passing Assessment	Statewide Pass Rate	Statewide Average Scaled Score
EARTH AND SPACE SCIENCES - CONTENT KNOWLEDGE (0571) Test Company: ETS Score Range: 100-200	All enrolled students who have completed all nonclinical courses, 2009-10	1				145	10	6	60%	145
	Other enrolled students, 2009-10						6			
	All program completers, 2009-10	4				145	25	22	88%	158
	All program completers, 2008-09	6				145	32	32	100%	160
	All program completers, 2007-08	1				145	30	29	97%	155
EDUCATION OF YOUNG CHILDREN (0021) Test Company: ETS Score Range: 100-200	All enrolled students who have completed all nonclinical courses, 2009-10						1			
	Other enrolled students, 2009-10						1			
	All program completers, 2009-10	1				164	4			
	All program completers, 2008-09	12	12	100%	181	164	43	43	100%	179
	All program completers, 2007-08	69	69	100%	181	164	484	484	100%	181
ENG LANG LIT COMP CONTENT KNOWLEDGE (0041) Test Company: ETS Score Range: 100-200	All enrolled students who have completed all nonclinical courses, 2009-10	1				159	25	23	92%	180
	Other enrolled students, 2009-10	1				159	11	9	82%	171
	All program completers, 2009-10	10	10	100%	183	159	66	66	100%	182
	All program completers, 2008-09	11	11	100%	184	159	77	77	100%	181
	All program completers, 2007-08	11	11	100%	178	159	94	93	99%	180
ENG LANG LIT COMP ESSAYS (0042) Test Company: ETS Score Range: 100-200	All enrolled students who have completed all nonclinical courses, 2009-10	1				150	15	14	93%	158
	Other enrolled students, 2009-10	1				150	9			
	All program completers, 2009-10	10	10	100%	159	150	66	66	100%	159
	All program completers, 2008-09	11	11	100%	157	150	78	77	99%	159
	All program completers, 2007-08	11	11	100%	158	150	94	93	99%	157

Single Assessment Institution-Level Pass Rate Data: Traditional Teacher Preparation Program Within IHE




**HEOA - Title II
2009 - 2010 Academic Year**

Institution Name	UNIVERSITY CENTRAL ARKANSAS
Institution Code	6012
State	Arkansas


March 25, 2011

Assessment Information ¹	Group	Number Taking Assessment	Number Passing Assessment	Institutional Pass Rate	Institutional Average Scaled Score	Assessment Cut Score ²	Statewide			
							Number Taking Assessment	Number Passing Assessment	Statewide Pass Rate	Statewide Average Scaled Score
ENG LANG LIT COMP PEDAGOGY (0043) Test Company: ETS Score Range: 100-200	All enrolled students who have completed all nonclinical courses, 2009-10	1				145	5			
	Other enrolled students, 2009-10						5			
	All program completers, 2009-10	9				145	65	65	100%	157
	All program completers, 2008-09	11	11	100%	159	145	78	78	100%	161
	All program completers, 2007-08	11	11	100%	161	145	94	93	99%	158
FAMILY AND CONSUMER SCIENCES II (0121) Test Company: ETS Score Range: 100-200	All enrolled students who have completed all nonclinical courses, 2009-10	1				153	6			
	Other enrolled students, 2009-10						2			
	All program completers, 2009-10	14	14	100%	168	153	24	24	100%	167
	All program completers, 2008-09	2				153	10	10	100%	172
	All program completers, 2007-08									
FAMILY AND CONSUMER SCIENCES (0120) Test Company: ETS Score Range: 250-990	All enrolled students who have completed all nonclinical courses, 2009-10									
	Other enrolled students, 2009-10									
	All program completers, 2009-10									
	All program completers, 2008-09	4				560	6			
	All program completers, 2007-08	7				560	11	11	100%	647
FRENCH CONTENT KNOWLEDGE (0173) Test Company: ETS Score Range: 100-200	All enrolled students who have completed all nonclinical courses, 2009-10						2			
	Other enrolled students, 2009-10									
	All program completers, 2009-10	1				158	5			
	All program completers, 2008-09						1			
	All program completers, 2007-08						2			

Single Assessment Institution-Level Pass Rate Data: Traditional Teacher Preparation Program Within IHE

		<p align="center">HEOA - Title II 2009 - 2010 Academic Year</p>								
Institution Name		UNIVERSITY CENTRAL ARKANSAS								
Institution Code		6012								
State		Arkansas								
							March 25, 2011			
							Statewide			
<i>Assessment Information</i> ¹	<i>Group</i>	<i>Number Taking Assessment</i>	<i>Number Passing Assessment</i>	<i>Institutional Pass Rate</i>	<i>Institutional Average Scaled Score</i>	<i>Assessment Cut Score</i> ²	<i>Number Taking Assessment</i>	<i>Number Passing Assessment</i>	<i>Statewide Pass Rate</i>	<i>Statewide Average Scaled Score</i>
FRENCH PRODUCTIVE LANGUAGE SKILLS (0171) <i>Test Company: ETS</i> <i>Score Range: 100-200</i>	All enrolled students who have completed all nonclinical courses, 2009-10						2			
	Other enrolled students, 2009-10									
	All program completers, 2009-10	1				167	5			
	All program completers, 2008-09						1			
	All program completers, 2007-08						2			
HEALTH AND PE: CK (0856) <i>Test Company: ETS</i> <i>Score Range: 100-200</i>	All enrolled students who have completed all nonclinical courses, 2009-10	5				144	50	49	98%	159
	Other enrolled students, 2009-10	1				144	20	18	90%	160
	All program completers, 2009-10	9				144	156	155	99%	162
	All program completers, 2008-09	20	20	100%	162	144	141	141	100%	162
	All program completers, 2007-08	15	15	100%	164	144	125	125	100%	162
LIFE SCIENCE: PEDAGOGY (0234) <i>Test Company: ETS</i> <i>Score Range: 100-200</i>	All enrolled students who have completed all nonclinical courses, 2009-10	1				146	1			
	Other enrolled students, 2009-10						3			
	All program completers, 2009-10	3				146	17	17	100%	154
	All program completers, 2008-09	3				146	19	19	100%	157
	All program completers, 2007-08	1				146	25	25	100%	156
MARKETING EDUCATION II (0561) <i>Test Company: ETS</i> <i>Score Range: 100-200</i>	All enrolled students who have completed all nonclinical courses, 2009-10									
	Other enrolled students, 2009-10									
	All program completers, 2009-10						1			
	All program completers, 2008-09									
	All program completers, 2007-08									

Single Assessment Institution-Level Pass Rate Data: Traditional Teacher Preparation Program Within IHE

	HEOA - Title II 2009 - 2010 Academic Year
	Institution Name
	Institution Code
	State

UNIVERSITY CENTRAL ARKANSAS
6012
Arkansas

March 25, 2011

Assessment Information ¹	Group	Number Taking Assessment	Number Passing Assessment	Institutional Pass Rate	Institutional Average Scaled Score	Assessment Cut Score ²	Statewide			
							Number Taking Assessment	Number Passing Assessment	Statewide Pass Rate	Statewide Average Scaled Score
MARKETING EDUCATION (0560) Test Company: ETS Score Range: 250-990	All enrolled students who have completed all nonclinical courses, 2009-10									
	Other enrolled students, 2009-10									
	All program completers, 2009-10									
	All program completers, 2008-09									
	All program completers, 2007-08						4			
MATH PROOFS MODELS PROBLEMS PART 1 (0063) Test Company: ETS Score Range: 100-200	All enrolled students who have completed all nonclinical courses, 2009-10						15	15	100%	164
	Other enrolled students, 2009-10	10	10	100%	162	144	14	12	86%	160
	All program completers, 2009-10	8				144	41	41	100%	167
	All program completers, 2008-09	11	11	100%	162	144	55	53	96%	162
	All program completers, 2007-08	13	13	100%	161	144	45	45	100%	165
MATHEMATICS PEDAGOGY (0065) Test Company: ETS Score Range: 100-200	All enrolled students who have completed all nonclinical courses, 2009-10						5			
	Other enrolled students, 2009-10	3				135	5			
	All program completers, 2009-10	8				135	40	39	98%	152
	All program completers, 2008-09	11	11	100%	157	135	54	52	96%	150
	All program completers, 2007-08	13	13	100%	152	135	45	45	100%	152
MATHEMATICS: CONTENT KNOWLEDGE (0061) Test Company: ETS Score Range: 100-200	All enrolled students who have completed all nonclinical courses, 2009-10						15	15	100%	155
	Other enrolled students, 2009-10	10	9	90%	146	125	14	12	86%	147
	All program completers, 2009-10	8				125	40	40	100%	153
	All program completers, 2008-09	11	11	100%	141	125	55	55	100%	144
	All program completers, 2007-08	13	13	100%	143	116	45	45	100%	147

Single Assessment Institution-Level Pass Rate Data: Traditional Teacher Preparation Program Within IHE



**HEOA - Title II
2009 - 2010 Academic Year**

Institution Name	UNIVERSITY CENTRAL ARKANSAS
Institution Code	6012
State	Arkansas

March 25, 2011

Assessment Information ¹	Group	Number Taking Assessment	Number Passing Assessment	Institutional Pass Rate	Institutional Average Scaled Score	Assessment Cut Score ²	Statewide			
							Number Taking Assessment	Number Passing Assessment	Statewide Pass Rate	Statewide Average Scaled Score
MIDDLE SCHOOL SUBJECTS: CK (0146) Test Company: ETS Score Range: 100-200	All enrolled students who have completed all nonclinical courses, 2009-10	10	10	100%	166	144	49	47	96%	161
	Other enrolled students, 2009-10	3				144	40	33	83%	158
	All program completers, 2009-10	19	19	100%	161	144	171	166	97%	163
	All program completers, 2008-09	45	45	100%	162	144	190	188	99%	165
	All program completers, 2007-08	34	34	100%	159	144	173	172	99%	162
MUSIC ANALYSIS (0112) Test Company: ETS Score Range: 100-200	All enrolled students who have completed all nonclinical courses, 2009-10	6				150	26	26	100%	168
	Other enrolled students, 2009-10	3				150	7			
	All program completers, 2009-10	21	21	100%	172	150	89	88	99%	169
	All program completers, 2008-09	12	12	100%	178	150	72	72	100%	174
	All program completers, 2007-08	14	14	100%	170	150	67	67	100%	170
MUSIC CONCEPTS AND PROCESSES (0111) Test Company: ETS Score Range: 100-200	All enrolled students who have completed all nonclinical courses, 2009-10	7				145	26	22	85%	158
	Other enrolled students, 2009-10	1				145	5			
	All program completers, 2009-10	21	21	100%	156	145	88	85	97%	157
	All program completers, 2008-09	12	12	100%	162	145	72	71	99%	159
	All program completers, 2007-08	14	14	100%	155	145	67	66	99%	155
MUSIC CONTENT KNOWLEDGE (0113) Test Company: ETS Score Range: 100-200	All enrolled students who have completed all nonclinical courses, 2009-10	7				150	33	32	97%	164
	Other enrolled students, 2009-10	3				150	11	7	64%	158
	All program completers, 2009-10	21	21	100%	165	150	89	87	98%	165
	All program completers, 2008-09	12	12	100%	165	150	72	72	100%	165
	All program completers, 2007-08	14	14	100%	163	150	67	66	99%	164

Single Assessment Institution-Level Pass Rate Data: Traditional Teacher Preparation Program Within IHE




**HEOA - Title II
2009 - 2010 Academic Year**

Institution Name	UNIVERSITY CENTRAL ARKANSAS
Institution Code	6012
State	Arkansas

March 25, 2011

Assessment Information ¹	Group	Number Taking Assessment	Number Passing Assessment	Institutional Pass Rate	Institutional Average Scaled Score	Assessment Cut Score ²	Statewide			
							Number Taking Assessment	Number Passing Assessment	Statewide Pass Rate	Statewide Average Scaled Score
PHYSICAL ED ANALYSIS AND DESIGN (0092) Test Company: ETS Score Range: 100-200	All enrolled students who have completed all nonclinical courses, 2009-10	5				150	49	48	98%	160
	Other enrolled students, 2009-10	1				150	18	14	78%	158
	All program completers, 2009-10	9				150	158	157	99%	161
	All program completers, 2008-09	20	20	100%	162	150	142	141	99%	161
	All program completers, 2007-08	15	15	100%	163	150	126	126	100%	162
PHYSICAL SCIENCE CONTENT KNOWLEDGE (0481) Test Company: ETS Score Range: 100-200	All enrolled students who have completed all nonclinical courses, 2009-10						5			
	Other enrolled students, 2009-10						3			
	All program completers, 2009-10	1				145	8			
	All program completers, 2008-09	3				145	12	12	100%	173
	All program completers, 2007-08						8			
PHYSICAL SCIENCE PEDAGOGY (0483) Test Company: ETS Score Range: 100-200	All enrolled students who have completed all nonclinical courses, 2009-10						1			
	Other enrolled students, 2009-10						1			
	All program completers, 2009-10	1				145	8			
	All program completers, 2008-09	3				145	12	12	100%	170
	All program completers, 2007-08						8			
PRAXIS I MATHEMATICS (0730) Test Company: ETS Score Range: 150-190	All enrolled students who have completed all nonclinical courses, 2009-10	55	55	100%	178	171	600	598	100%	179
	Other enrolled students, 2009-10	231	231	100%	180	171	1936	1927	100%	179
	All program completers, 2009-10	182	182	100%	180	171	1326	1326	100%	179
	All program completers, 2008-09	228	228	100%	179	171	1434	1434	100%	179
	All program completers, 2007-08	215	215	100%	179	171	1424	1424	100%	179

Single Assessment Institution-Level Pass Rate Data: Traditional Teacher Preparation Program Within IHE

	HEOA - Title II 2009 - 2010 Academic Year
	Institution Name
	Institution Code
	State

UNIVERSITY CENTRAL ARKANSAS
6012
Arkansas

March 25, 2011

Assessment Information ¹	Group	Number Taking Assessment	Number Passing Assessment	Institutional Pass Rate	Institutional Average Scaled Score	Assessment Cut Score ²	Statewide			
							Number Taking Assessment	Number Passing Assessment	Statewide Pass Rate	Statewide Average Scaled Score
PRAXIS I READING (0710) Test Company: ETS Score Range: 150-190	All enrolled students who have completed all nonclinical courses, 2009-10	55	55	100%	179	172	598	595	99%	179
	Other enrolled students, 2009-10	231	231	100%	179	172	1931	1921	99%	179
	All program completers, 2009-10	181	181	100%	179	172	1324	1322	100%	179
	All program completers, 2008-09	228	228	100%	180	172	1437	1433	100%	179
	All program completers, 2007-08	214	214	100%	179	172	1418	1418	100%	179
PRAXIS I WRITING (0720) Test Company: ETS Score Range: 150-190	All enrolled students who have completed all nonclinical courses, 2009-10	55	55	100%	177	173	603	598	99%	177
	Other enrolled students, 2009-10	233	233	100%	177	173	1945	1928	99%	176
	All program completers, 2009-10	183	183	100%	177	173	1340	1337	100%	177
	All program completers, 2008-09	232	232	100%	177	173	1447	1442	100%	177
	All program completers, 2007-08	216	216	100%	176	173	1430	1428	100%	176
PRINCIPLES LEARNING AND TEACHING 5-9 (0523) Test Company: ETS Score Range: 100-200	All enrolled students who have completed all nonclinical courses, 2009-10	10	7	70%	170	164	28	19	68%	168
	Other enrolled students, 2009-10	3				164	23	14	61%	165
	All program completers, 2009-10	26	24	92%	172	164	190	175	92%	173
	All program completers, 2008-09	59	59	100%	174	164	211	209	99%	173
	All program completers, 2007-08	48	48	100%	173	164	194	190	98%	174
PRINCIPLES LEARNING AND TEACHING 7-12 (0524) Test Company: ETS Score Range: 100-200	All enrolled students who have completed all nonclinical courses, 2009-10	3				164	40	25	63%	168
	Other enrolled students, 2009-10	1				164	18	13	72%	167
	All program completers, 2009-10	56	52	93%	173	164	400	362	91%	171
	All program completers, 2008-09	48	48	100%	173	164	349	336	96%	172
	All program completers, 2007-08	43	43	100%	174	164	347	339	98%	173

Single Assessment Institution-Level Pass Rate Data: Traditional Teacher Preparation Program Within IHE




**HEOA - Title II
2009 - 2010 Academic Year**

Institution Name	UNIVERSITY CENTRAL ARKANSAS
Institution Code	6012
State	Arkansas

March 25, 2011

Assessment Information¹	Group	Number Taking Assessment	Number Passing Assessment	Institutional Pass Rate	Institutional Average Scaled Score	Assessment Cut Score²	Statewide			
							Number Taking Assessment	Number Passing Assessment	Statewide Pass Rate	Statewide Average Scaled Score
PRINCIPLES LEARNING AND TEACHING EARLY CHILDHOOD (0521) Test Company: ETS Score Range: 100-200	All enrolled students who have completed all nonclinical courses, 2009-10	22	22	100%	182	159	118	114	97%	180
	Other enrolled students, 2009-10	7				159	75	69	92%	179
	All program completers, 2009-10	77	76	99%	181	159	741	734	99%	181
	All program completers, 2008-09	110	110	100%	184	159	802	800	100%	181
	All program completers, 2007-08	107	107	100%	182	159	751	751	100%	181
SE APPLIC OF CORE PRINCIPLES ACROSS (0352) Test Company: ETS Score Range: 100-200	All enrolled students who have completed all nonclinical courses, 2009-10									
	Other enrolled students, 2009-10									
	All program completers, 2009-10									
	All program completers, 2008-09									
	All program completers, 2007-08						1			
SE KNOWLEDGE-BASED CORE PRINCIPLES (0351) Test Company: ETS Score Range: 100-200	All enrolled students who have completed all nonclinical courses, 2009-10						2			
	Other enrolled students, 2009-10									
	All program completers, 2009-10						35	28	80%	158
	All program completers, 2008-09						17	16	94%	159
	All program completers, 2007-08						10	10	100%	163
SOCIAL STUDIES: ANALYTICAL ESSAYS (0082) Test Company: ETS Score Range: 100-200	All enrolled students who have completed all nonclinical courses, 2009-10	2				140	23	22	96%	151
	Other enrolled students, 2009-10	7				140	30	25	83%	147
	All program completers, 2009-10	14	14	100%	149	140	79	76	96%	149
	All program completers, 2008-09	17	17	100%	151	140	84	84	100%	150
	All program completers, 2007-08	14	14	100%	151	140	86	86	100%	150

Single Assessment Institution-Level Pass Rate Data: Traditional Teacher Preparation Program Within IHE


	HEOA - Title II 2009 - 2010 Academic Year
	Institution Name
	Institution Code
	State

UNIVERSITY CENTRAL ARKANSAS
6012
Arkansas

March 25, 2011

Assessment Information ¹	Group	Number Taking Assessment	Number Passing Assessment	Institutional Pass Rate	Institutional Average Scaled Score	Assessment Cut Score ²	Statewide			
							Number Taking Assessment	Number Passing Assessment	Statewide Pass Rate	Statewide Average Scaled Score
SOCIAL STUDIES: CONTENT KNOWLEDGE (0081) Test Company: ETS Score Range: 100-200	All enrolled students who have completed all nonclinical courses, 2009-10	2				155	27	24	89%	167
	Other enrolled students, 2009-10	7				155	30	19	63%	161
	All program completers, 2009-10	14	14	100%	170	155	78	73	94%	169
	All program completers, 2008-09	17	17	100%	169	155	84	82	98%	168
	All program completers, 2007-08	14	14	100%	169	155	86	86	100%	168
SPANISH CONTENT KNOWLEDGE (0191) Test Company: ETS Score Range: 100-200	All enrolled students who have completed all nonclinical courses, 2009-10						5			
	Other enrolled students, 2009-10	1				155	3			
	All program completers, 2009-10	3				155	10	9	90%	173
	All program completers, 2008-09	7				155	26	26	100%	171
	All program completers, 2007-08	4				155	18	18	100%	175
SPANISH PRODUCTIVE LANGUAGE SKILLS (0192) Test Company: ETS Score Range: 100-200	All enrolled students who have completed all nonclinical courses, 2009-10						5			
	Other enrolled students, 2009-10	1				141	1			
	All program completers, 2009-10	3				141	10	10	100%	164
	All program completers, 2008-09	7				141	26	26	100%	166
	All program completers, 2007-08	4				141	18	18	100%	166
SPANISH: PEDAGOGY (0194) Test Company: ETS Score Range: 100-200	All enrolled students who have completed all nonclinical courses, 2009-10						1			
	Other enrolled students, 2009-10						3			
	All program completers, 2009-10	3				160	10	10	100%	179
	All program completers, 2008-09	7				160	26	26	100%	173
	All program completers, 2007-08	4				160	18	17	94%	176

Single Assessment Institution-Level Pass Rate Data: Traditional Teacher Preparation Program Within IHE

		<p align="center">HEOA - Title II 2009 - 2010 Academic Year</p>								
Institution Name		UNIVERSITY CENTRAL ARKANSAS								
Institution Code		6012								
State		Arkansas								
							March 25, 2011			
							Statewide			
<i>Assessment Information</i> ¹	<i>Group</i>	<i>Number Taking Assessment</i>	<i>Number Passing Assessment</i>	<i>Institutional Pass Rate</i>	<i>Institutional Average Scaled Score</i>	<i>Assessment Cut Score</i> ²	<i>Number Taking Assessment</i>	<i>Number Passing Assessment</i>	<i>Statewide Pass Rate</i>	<i>Statewide Average Scaled Score</i>
SPECIAL ED PRESCHOOL/EARLY CHILD (0690) <i>Test Company: ETS</i> <i>Score Range: 250-990</i>	All enrolled students who have completed all nonclinical courses, 2009-10						2			
	Other enrolled students, 2009-10									
	All program completers, 2009-10						34	21	62%	596
	All program completers, 2008-09						16	13	81%	614
	All program completers, 2007-08						9			
SPEECH COMMUNICATION (0220) <i>Test Company: ETS</i> <i>Score Range: 250-990</i>	All enrolled students who have completed all nonclinical courses, 2009-10									
	Other enrolled students, 2009-10									
	All program completers, 2009-10						4			
	All program completers, 2008-09						4			
	All program completers, 2007-08						6			
SPEECH COMMUNICATIONS (0221) <i>Test Company: ETS</i> <i>Score Range: 100-200</i>	All enrolled students who have completed all nonclinical courses, 2009-10						2			
	Other enrolled students, 2009-10									
	All program completers, 2009-10						2			
	All program completers, 2008-09									
	All program completers, 2007-08									
THEATRE (0640) <i>Test Company: ETS</i> <i>Score Range: 250-990</i>	All enrolled students who have completed all nonclinical courses, 2009-10						1			
	Other enrolled students, 2009-10									
	All program completers, 2009-10						6			
	All program completers, 2008-09						4			
	All program completers, 2007-08						6			

¹Tests with multiple delivery options (computer, paper, etc.) will be noted with the assessment code for the paper format only.

²Cut scores may vary for groups depending upon when the cut scores are established by the state and when each group completed their teacher certification or licensure assessment.