

**Single Assessment Institution-Level Pass Rate Data: Alternative Teacher Preparation Program Within IHE**




**HEOA - Title II  
2009 - 2010 Academic Year**

<b>Institution Name</b>	<b>UNIVERSITY CENTRAL ARKANSAS</b>
<b>Institution Code</b>	<b>6012</b>
<b>State</b>	<b>Arkansas</b>

March 25, 2011

<b>Assessment Information <sup>1</sup></b>	<b>Group</b>	<b>Number Taking Assessment</b>	<b>Number Passing Assessment</b>	<b>Institutional Pass Rate</b>	<b>Institutional Average Scaled Score</b>	<b>Assessment Cut Score <sup>2</sup></b>	<b>Statewide</b>			
							<b>Number Taking Assessment</b>	<b>Number Passing Assessment</b>	<b>Statewide Pass Rate</b>	<b>Statewide Average Scaled Score</b>
<b>AGRICULTURE (0700)</b>  Test Company: ETS Score Range: 250-990	All enrolled students who have completed all nonclinical courses, 2009-10						1			
	Other enrolled students, 2009-10						1			
	All program completers, 2009-10									
	All program completers, 2008-09									
	All program completers, 2007-08									
<b>ART CONTENT KNOWLEDGE (0133)</b>  Test Company: ETS Score Range: 100-200	All enrolled students who have completed all nonclinical courses, 2009-10						2			
	Other enrolled students, 2009-10	5				157	22	19	86%	168
	All program completers, 2009-10	4				157	7			
	All program completers, 2008-09									
	All program completers, 2007-08									
<b>ART CONTENT TRAD CRITIC AESTHETICS (0132)</b>  Test Company: ETS Score Range: 100-200	All enrolled students who have completed all nonclinical courses, 2009-10						2			
	Other enrolled students, 2009-10	5				140	22	19	86%	147
	All program completers, 2009-10	4				140	8			
	All program completers, 2008-09									
	All program completers, 2007-08									
<b>ART MAKING (0131)</b>  Test Company: ETS Score Range: 100-200	All enrolled students who have completed all nonclinical courses, 2009-10						2			
	Other enrolled students, 2009-10	4				146	21	20	95%	159
	All program completers, 2009-10	4				146	7			
	All program completers, 2008-09									
	All program completers, 2007-08									

**Single Assessment Institution-Level Pass Rate Data: Alternative Teacher Preparation Program Within IHE**

	<b>HEOA - Title II 2009 - 2010 Academic Year</b>
	<b>Institution Name</b>
	<b>Institution Code</b>
	<b>State</b>

UNIVERSITY CENTRAL ARKANSAS

6012

Arkansas

March 25, 2011

Assessment Information <sup>1</sup>	Group	Number Taking Assessment	Number Passing Assessment	Institutional Pass Rate	Institutional Average Scaled Score	Assessment Cut Score <sup>2</sup>	Statewide			
							Number Taking Assessment	Number Passing Assessment	Statewide Pass Rate	Statewide Average Scaled Score
<b>BIOLOGY CONTENT KNOWLEDGE (0235)</b>  Test Company: ETS Score Range: 100-200	All enrolled students who have completed all nonclinical courses, 2009-10						6			
	Other enrolled students, 2009-10						10	9	90%	156
	All program completers, 2009-10	2				142	12	12	100%	155
	All program completers, 2008-09									
	All program completers, 2007-08									
<b>BUSINESS EDUCATION (0100)</b>  Test Company: ETS Score Range: 250-990	All enrolled students who have completed all nonclinical courses, 2009-10						1			
	Other enrolled students, 2009-10	6				550	18	18	100%	651
	All program completers, 2009-10	2				550	6			
	All program completers, 2008-09									
	All program completers, 2007-08						2			
<b>EARLY CHILDHOOD CONTENT KNOWLEDGE (0022)</b>  Test Company: ETS Score Range: 100-200	All enrolled students who have completed all nonclinical courses, 2009-10						2			
	Other enrolled students, 2009-10	55	55	100%	176	157	60	59	98%	175
	All program completers, 2009-10	31	31	100%	176	157	39	39	100%	177
	All program completers, 2008-09									
	All program completers, 2007-08									
<b>EARTH AND SPACE SCIENCES - CONTENT KNOWLEDGE (0571)</b>  Test Company: ETS Score Range: 100-200	All enrolled students who have completed all nonclinical courses, 2009-10						6			
	Other enrolled students, 2009-10	5				145	21	17	81%	152
	All program completers, 2009-10	5				145	18	18	100%	157
	All program completers, 2008-09									
	All program completers, 2007-08									

**Single Assessment Institution-Level Pass Rate Data: Alternative Teacher Preparation Program Within IHE**



**HEOA - Title II  
2009 - 2010 Academic Year**

<b>Institution Name</b>	<b>UNIVERSITY CENTRAL ARKANSAS</b>
<b>Institution Code</b>	<b>6012</b>
<b>State</b>	<b>Arkansas</b>

March 25, 2011

<b>Assessment Information <sup>1</sup></b>	<b>Group</b>	<b>Number Taking Assessment</b>	<b>Number Passing Assessment</b>	<b>Institutional Pass Rate</b>	<b>Institutional Average Scaled Score</b>	<b>Assessment Cut Score <sup>2</sup></b>	<b>Statewide</b>			
							<b>Number Taking Assessment</b>	<b>Number Passing Assessment</b>	<b>Statewide Pass Rate</b>	<b>Statewide Average Scaled Score</b>
<b>EDUCATION OF YOUNG CHILDREN (0021)</b>  Test Company: ETS Score Range: 100-200	All enrolled students who have completed all nonclinical courses, 2009-10									
	Other enrolled students, 2009-10	2				164	2			
	All program completers, 2009-10	4				164	4			
	All program completers, 2008-09									
	All program completers, 2007-08									
<b>ENG LANG LIT COMP CONTENT KNOWLEDGE (0041)</b>  Test Company: ETS Score Range: 100-200	All enrolled students who have completed all nonclinical courses, 2009-10						3			
	Other enrolled students, 2009-10	8				159	31	31	100%	179
	All program completers, 2009-10	4				159	15	15	100%	176
	All program completers, 2008-09									
	All program completers, 2007-08						3			
<b>ENG LANG LIT COMP ESSAYS (0042)</b>  Test Company: ETS Score Range: 100-200	All enrolled students who have completed all nonclinical courses, 2009-10						3			
	Other enrolled students, 2009-10	8				150	31	27	87%	157
	All program completers, 2009-10	4				150	15	15	100%	159
	All program completers, 2008-09									
	All program completers, 2007-08						3			
<b>ENG LANG LIT COMP PEDAGOGY (0043)</b>  Test Company: ETS Score Range: 100-200	All enrolled students who have completed all nonclinical courses, 2009-10						2			
	Other enrolled students, 2009-10	3				145	11	10	91%	159
	All program completers, 2009-10	4				145	15	15	100%	154
	All program completers, 2008-09									
	All program completers, 2007-08						3			

**Single Assessment Institution-Level Pass Rate Data: Alternative Teacher Preparation Program Within IHE**



**HEOA - Title II  
2009 - 2010 Academic Year**

<b>Institution Name</b>	<b>UNIVERSITY CENTRAL ARKANSAS</b>
<b>Institution Code</b>	<b>6012</b>
<b>State</b>	<b>Arkansas</b>

March 25, 2011

Assessment Information <sup>1</sup>	Group	Number Taking Assessment	Number Passing Assessment	Institutional Pass Rate	Institutional Average Scaled Score	Assessment Cut Score <sup>2</sup>	Statewide			
							Number Taking Assessment	Number Passing Assessment	Statewide Pass Rate	Statewide Average Scaled Score
<b>FAMILY AND CONSUMER SCIENCES II (0121)</b>  Test Company: ETS Score Range: 100-200	All enrolled students who have completed all nonclinical courses, 2009-10									
	Other enrolled students, 2009-10	1				153	1			
	All program completers, 2009-10									
	All program completers, 2008-09									
	All program completers, 2007-08									
<b>FAMILY AND CONSUMER SCIENCES (0120)</b>  Test Company: ETS Score Range: 250-990	All enrolled students who have completed all nonclinical courses, 2009-10									
	Other enrolled students, 2009-10									
	All program completers, 2009-10	1				560	1			
	All program completers, 2008-09									
	All program completers, 2007-08									
<b>HEALTH AND PE: CK (0856)</b>  Test Company: ETS Score Range: 100-200	All enrolled students who have completed all nonclinical courses, 2009-10						4			
	Other enrolled students, 2009-10	5				144	13	12	92%	156
	All program completers, 2009-10	3				144	6			
	All program completers, 2008-09									
	All program completers, 2007-08									
<b>LIFE SCIENCE: PEDAGOGY (0234)</b>  Test Company: ETS Score Range: 100-200	All enrolled students who have completed all nonclinical courses, 2009-10						5			
	Other enrolled students, 2009-10						3			
	All program completers, 2009-10	3				146	12	12	100%	156
	All program completers, 2008-09									
	All program completers, 2007-08									

**Single Assessment Institution-Level Pass Rate Data: Alternative Teacher Preparation Program Within IHE**



**HEOA - Title II  
2009 - 2010 Academic Year**

<b>Institution Name</b>	<b>UNIVERSITY CENTRAL ARKANSAS</b>
<b>Institution Code</b>	<b>6012</b>
<b>State</b>	<b>Arkansas</b>

March 25, 2011

<b>Assessment Information <sup>1</sup></b>	<b>Group</b>	<b>Number Taking Assessment</b>	<b>Number Passing Assessment</b>	<b>Institutional Pass Rate</b>	<b>Institutional Average Scaled Score</b>	<b>Assessment Cut Score <sup>2</sup></b>	<b>Statewide</b>				
							<b>Number Taking Assessment</b>	<b>Number Passing Assessment</b>	<b>Statewide Pass Rate</b>	<b>Statewide Average Scaled Score</b>	
<b>MATH PROOFS MODELS PROBLEMS PART 1 (0063)</b>  Test Company: ETS Score Range: 100-200	All enrolled students who have completed all nonclinical courses, 2009-10						2				
	Other enrolled students, 2009-10	5				144	11	11	100%	154	
	All program completers, 2009-10	4				144	16	16	100%	155	
	All program completers, 2008-09										
	All program completers, 2007-08										
<b>MATHEMATICS PEDAGOGY (0065)</b>  Test Company: ETS Score Range: 100-200	All enrolled students who have completed all nonclinical courses, 2009-10						1				
	Other enrolled students, 2009-10	1				135	3				
	All program completers, 2009-10	3				135	15	15	100%	149	
	All program completers, 2008-09										
	All program completers, 2007-08										
<b>MATHEMATICS: CONTENT KNOWLEDGE (0061)</b>  Test Company: ETS Score Range: 100-200	All enrolled students who have completed all nonclinical courses, 2009-10						2				
	Other enrolled students, 2009-10	5				125	11	11	100%	138	
	All program completers, 2009-10	3				125	15	15	100%	137	
	All program completers, 2008-09										
	All program completers, 2007-08										
<b>MIDDLE SCHOOL SUBJECTS: CK (0146)</b>  Test Company: ETS Score Range: 100-200	All enrolled students who have completed all nonclinical courses, 2009-10						27	27	100%	159	
	Other enrolled students, 2009-10	35	34	97%	162	144	78	68	87%	159	
	All program completers, 2009-10	16	16	100%	163	144	51	51	100%	162	
	All program completers, 2008-09										
	All program completers, 2007-08						1				

**Single Assessment Institution-Level Pass Rate Data: Alternative Teacher Preparation Program Within IHE**



**HEOA - Title II  
2009 - 2010 Academic Year**

<b>Institution Name</b>	<b>UNIVERSITY CENTRAL ARKANSAS</b>
<b>Institution Code</b>	<b>6012</b>
<b>State</b>	<b>Arkansas</b>

March 25, 2011

<b>Assessment Information <sup>1</sup></b>	<b>Group</b>	<b>Number Taking Assessment</b>	<b>Number Passing Assessment</b>	<b>Institutional Pass Rate</b>	<b>Institutional Average Scaled Score</b>	<b>Assessment Cut Score <sup>2</sup></b>	<b>Statewide</b>			
							<b>Number Taking Assessment</b>	<b>Number Passing Assessment</b>	<b>Statewide Pass Rate</b>	<b>Statewide Average Scaled Score</b>
<b>MUSIC ANALYSIS (0112)</b>  Test Company: ETS Score Range: 100-200	All enrolled students who have completed all nonclinical courses, 2009-10									
	Other enrolled students, 2009-10	1				150	2			
	All program completers, 2009-10						1			
	All program completers, 2008-09									
	All program completers, 2007-08									
<b>MUSIC CONCEPTS AND PROCESSES (0111)</b>  Test Company: ETS Score Range: 100-200	All enrolled students who have completed all nonclinical courses, 2009-10									
	Other enrolled students, 2009-10	1				145	2			
	All program completers, 2009-10									
	All program completers, 2008-09									
	All program completers, 2007-08									
<b>MUSIC CONTENT KNOWLEDGE (0113)</b>  Test Company: ETS Score Range: 100-200	All enrolled students who have completed all nonclinical courses, 2009-10									
	Other enrolled students, 2009-10	1				150	2			
	All program completers, 2009-10									
	All program completers, 2008-09									
	All program completers, 2007-08									
<b>PHYSICAL ED ANALYSIS AND DESIGN (0092)</b>  Test Company: ETS Score Range: 100-200	All enrolled students who have completed all nonclinical courses, 2009-10						4			
	Other enrolled students, 2009-10	5				150	14	14	100%	160
	All program completers, 2009-10	3				150	6			
	All program completers, 2008-09									
	All program completers, 2007-08									



**Single Assessment Institution-Level Pass Rate Data: Alternative Teacher Preparation Program Within IHE**



**HEOA - Title II  
2009 - 2010 Academic Year**

<b>Institution Name</b>	<b>UNIVERSITY CENTRAL ARKANSAS</b>
<b>Institution Code</b>	<b>6012</b>
<b>State</b>	<b>Arkansas</b>

March 25, 2011

Assessment Information <sup>1</sup>	Group	Number Taking Assessment	Number Passing Assessment	Institutional Pass Rate	Institutional Average Scaled Score	Assessment Cut Score <sup>2</sup>	Statewide			
							Number Taking Assessment	Number Passing Assessment	Statewide Pass Rate	Statewide Average Scaled Score
<b>PHYSICAL SCIENCE CONTENT KNOWLEDGE (0481)</b>  Test Company: ETS Score Range: 100-200	All enrolled students who have completed all nonclinical courses, 2009-10									
	Other enrolled students, 2009-10	2				145	7			
	All program completers, 2009-10	2				145	6			
	All program completers, 2008-09									
	All program completers, 2007-08									
<b>PHYSICAL SCIENCE PEDAGOGY (0483)</b>  Test Company: ETS Score Range: 100-200	All enrolled students who have completed all nonclinical courses, 2009-10									
	Other enrolled students, 2009-10									
	All program completers, 2009-10	2				145	6			
	All program completers, 2008-09									
	All program completers, 2007-08									
<b>PRAXIS I MATHEMATICS (0730)</b>  Test Company: ETS Score Range: 150-190	All enrolled students who have completed all nonclinical courses, 2009-10						44	43	98%	180
	Other enrolled students, 2009-10	129	129	100%	180	171	310	308	99%	179
	All program completers, 2009-10	66	66	100%	178	171	162	162	100%	179
	All program completers, 2008-09									
	All program completers, 2007-08						4			
<b>PRAXIS I READING (0710)</b>  Test Company: ETS Score Range: 150-190	All enrolled students who have completed all nonclinical courses, 2009-10						44	44	100%	180
	Other enrolled students, 2009-10	128	128	100%	181	172	307	305	99%	180
	All program completers, 2009-10	66	66	100%	180	172	159	158	99%	180
	All program completers, 2008-09									
	All program completers, 2007-08						4			

**Single Assessment Institution-Level Pass Rate Data: *Alternative Teacher Preparation Program Within IHE***



**HEOA - Title II  
2009 - 2010 Academic Year**


<b>Institution Name</b>	UNIVERSITY CENTRAL ARKANSAS
<b>Institution Code</b>	6012
<b>State</b>	Arkansas

March 25, 2011

Assessment Information <sup>1</sup>	Group	Number Taking Assessment	Number Passing Assessment	Institutional Pass Rate	Institutional Average Scaled Score	Assessment Cut Score <sup>2</sup>	Statewide			
							Number Taking Assessment	Number Passing Assessment	Statewide Pass Rate	Statewide Average Scaled Score
<b>PRAXIS I WRITING (0720)</b>  Test Company: ETS Score Range: 150-190	All enrolled students who have completed all nonclinical courses, 2009-10						45	44	98%	176
	Other enrolled students, 2009-10	132	132	100%	178	173	314	311	99%	177
	All program completers, 2009-10	68	68	100%	177	173	163	163	100%	178
	All program completers, 2008-09									
	All program completers, 2007-08						4			
<b>PRINCIPLES LEARNING AND TEACHING 5-9 (0523)</b>  Test Company: ETS Score Range: 100-200	All enrolled students who have completed all nonclinical courses, 2009-10						9			
	Other enrolled students, 2009-10	8				164	15	9	60%	166
	All program completers, 2009-10	20	20	100%	172	164	58	58	100%	173
	All program completers, 2008-09									
	All program completers, 2007-08									
<b>PRINCIPLES LEARNING AND TEACHING 7-12 (0524)</b>  Test Company: ETS Score Range: 100-200	All enrolled students who have completed all nonclinical courses, 2009-10						4			
	Other enrolled students, 2009-10	3				164	18	14	78%	169
	All program completers, 2009-10	8				164	35	35	100%	173
	All program completers, 2008-09									
	All program completers, 2007-08						3			
<b>PRINCIPLES LEARNING AND TEACHING EARLY CHILDHOOD (0521)</b>  Test Company: ETS Score Range: 100-200	All enrolled students who have completed all nonclinical courses, 2009-10						2			
	Other enrolled students, 2009-10	17	15	88%	178	159	19	17	89%	179
	All program completers, 2009-10	39	39	100%	180	159	49	49	100%	181
	All program completers, 2008-09									
	All program completers, 2007-08									



**Single Assessment Institution-Level Pass Rate Data: Alternative Teacher Preparation Program Within IHE**


	<b>HEOA - Title II 2009 - 2010 Academic Year</b>
	<b>Institution Name</b>
	<b>Institution Code</b>
	<b>State</b>

UNIVERSITY CENTRAL ARKANSAS  
6012  
Arkansas

March 25, 2011

Assessment Information <sup>1</sup>	Group	Number Taking Assessment	Number Passing Assessment	Institutional Pass Rate	Institutional Average Scaled Score	Assessment Cut Score <sup>2</sup>	Statewide			
							Number Taking Assessment	Number Passing Assessment	Statewide Pass Rate	Statewide Average Scaled Score
<b>SOCIAL STUDIES: ANALYTICAL ESSAYS (0082)</b>  Test Company: ETS Score Range: 100-200	All enrolled students who have completed all nonclinical courses, 2009-10						3			
	Other enrolled students, 2009-10	7				140	19	17	89%	144
	All program completers, 2009-10	5				140	17	17	100%	151
	All program completers, 2008-09									
	All program completers, 2007-08									
<b>SOCIAL STUDIES: CONTENT KNOWLEDGE (0081)</b>  Test Company: ETS Score Range: 100-200	All enrolled students who have completed all nonclinical courses, 2009-10						3			
	Other enrolled students, 2009-10	7				155	21	16	76%	159
	All program completers, 2009-10	5				155	17	17	100%	172
	All program completers, 2008-09									
	All program completers, 2007-08									
<b>SPANISH CONTENT KNOWLEDGE (0191)</b>  Test Company: ETS Score Range: 100-200	All enrolled students who have completed all nonclinical courses, 2009-10						2			
	Other enrolled students, 2009-10	1				155	7			
	All program completers, 2009-10	1				155	5			
	All program completers, 2008-09									
	All program completers, 2007-08									
<b>SPANISH PRODUCTIVE LANGUAGE SKILLS (0192)</b>  Test Company: ETS Score Range: 100-200	All enrolled students who have completed all nonclinical courses, 2009-10						2			
	Other enrolled students, 2009-10	1				141	6			
	All program completers, 2009-10	1				141	5			
	All program completers, 2008-09									
	All program completers, 2007-08									

**Single Assessment Institution-Level Pass Rate Data: Alternative Teacher Preparation Program Within IHE**

		<b>HEOA - Title II 2009 - 2010 Academic Year</b>								
<b>Institution Name</b>		UNIVERSITY CENTRAL ARKANSAS								
<b>Institution Code</b>		6012								
<b>State</b>		Arkansas								
							March 25, 2011			
							Statewide			
Assessment Information <sup>1</sup>	Group	Number Taking Assessment	Number Passing Assessment	Institutional Pass Rate	Institutional Average Scaled Score	Assessment Cut Score <sup>2</sup>	Number Taking Assessment	Number Passing Assessment	Statewide Pass Rate	Statewide Average Scaled Score
SPANISH: PEDAGOGY (0194)  Test Company: ETS Score Range: 100-200	All enrolled students who have completed all nonclinical courses, 2009-10						1			
	Other enrolled students, 2009-10	1				160	3			
	All program completers, 2009-10	1				160	5			
	All program completers, 2008-09									
	All program completers, 2007-08									
SPEECH COMMUNICATION (0220)  Test Company: ETS Score Range: 250-990	All enrolled students who have completed all nonclinical courses, 2009-10						1			
	Other enrolled students, 2009-10						3			
	All program completers, 2009-10						2			
	All program completers, 2008-09									
	All program completers, 2007-08						1			
SPEECH COMMUNICATIONS (0221)  Test Company: ETS Score Range: 100-200	All enrolled students who have completed all nonclinical courses, 2009-10									
	Other enrolled students, 2009-10						3			
	All program completers, 2009-10									
	All program completers, 2008-09									
	All program completers, 2007-08									
THEATRE (0640)  Test Company: ETS Score Range: 250-990	All enrolled students who have completed all nonclinical courses, 2009-10									
	Other enrolled students, 2009-10						4			
	All program completers, 2009-10						2			
	All program completers, 2008-09									
	All program completers, 2007-08						1			

<sup>1</sup>Tests with multiple delivery options (computer, paper, etc.) will be noted with the assessment code for the paper format only.

<sup>2</sup>Cut scores may vary for groups depending upon when the cut scores are established by the state and when each group completed their teacher certification or licensure assessment.