

University of Central Arkansas™



Operating Budget 2023-2024



Table of Contents

Letter to the Board of Trustees

Student Tuition & Fees SF1-SF8

Operating Budget, FY2023-2024..... 1-24

Salaries.....25-79

Index to Salaries..... i-1– i-6

On the cover:

The new Windgate Center for Fine and Performing Arts merges art, music and theatre in a 104,000 square foot state of the art facility to serve our expanding student population and provide multiple entertainment facilities to attract visitors and businesses to central Arkansas. This facility provides multiple avenues to engage in the arts including: a 450-seat Concert Hall; a 250-seat black box theatre; and 5,900 square feet Arts Gallery and Atrium. The facility will be home to two professional arts organizations, the Arkansas Shakespeare Theatre and the Conway Symphony Orchestra, helping each to create a strong, regional identity. Their presence provides students the invaluable experiential benefit of collaborating with and learning from working, professional artists. These improved facilities will attract more professional faculty and visiting artists from outside of Arkansas. Planning and architecture for the facility is by WER Architects. Baldwin and Shell Construction Company is the general contractor for the project. Lead funding for the project is provided through a \$19 million gift by the Windgate Foundation.

Go Bears!



May 25, 2023

Members of the Board of Trustees:

The following is a summary of the proposed operating budget for fiscal year 2024 (July 1, 2023-June 30, 2024).

This operating budget has been prepared based on the following:

- a. Approval of a 3.48% increase in undergraduate and graduate mandatory tuition and student fees as set forth in the schedule of tuition and fees;
- b. Student semester credit hour production based on 96% of FY23 actual;
- c. Recognized State Appropriations increase of \$81,644, which the state has placed in category B. Educational Excellence Trust Fund (EETF) revenue is budgeted at the FY23 level of \$6,825,619;
- d. Previous approval of the overall increase in room and board rates of 5.00%;
- e. Adjustments within existing budgets; and
- f. Commitment of prior year-end funding. Covered expenses are included in the FY24 operating budget, offset by a transfer from Plant Funds.

The budget totals \$194,604,659, an increase of \$3,460,170 or 1.81% over the October revised budget.

The departmental expense budgets are generally held to the same levels as the prior fiscal year (FY23) with a few strategic exceptions.

This budget is prepared with cautious optimism. Primary objectives are to 1) focus on student success, 2) maintain stable reserves, and 3) minimize the financial impact to students and their families.

Major Components of Sources

- a. The Educational & General (E&G) Tuition and Fee budget at \$81,713,330 comprises 41.99% of the total budgeted revenue (55.10% of E&G only) and is based on 96% of FY23 student semester credit hours. The annualized increase in Tuition and Fees is 3.48% or \$340 per year for an undergraduate student enrolled in 15 hours per semester.
- b. The State Appropriation budget at \$63,731,236 represents 32.75% of the total budgeted revenue (42.97% of E&G only). Funding consists of the Revenue Stabilization Act (RSA), categories A and B, and EETF.



- c. Auxiliary revenues account for 23.80% of the budgeted revenue, which reflects a net increase of 6.69% over all auxiliary units.

Major Components of Uses

- a. Salaries and benefits together make up 55.82% of the operating budget for E&G and Auxiliary, which is consistent with industry standards. Salary items include (i) \$1,934,000 for a 2% COLA for faculty and staff, (ii) \$220,000 for increases related to faculty promotions and advancement, and (iii) \$445,000 for a minimum wage increase to \$13 per hour at an annual salary of \$27,040 for all full-time positions.
- b. Maintenance and Operation (M&O) makes up 16.21% of the budget and includes increases for technology contracts, a custodial services contract, food service and housing contracts, and other smaller adjustments.
- c. Scholarships and waivers account for 15.10% of the budget. The change reflects a decrease in out-of-state fee waivers and an increase in athletic scholarships based on the change in tuition/fees/room/board.
- d. Debt service comprises 8.34% of the university's operating budget and reflects increases related to the normal payment schedule.

Pursuant to Board Policy 200, this budget is presented for consideration by the Board of Trustees.

Respectfully,

A handwritten signature in blue ink that reads "Terri Canino".

Terri Canino
Vice President



UNIVERSITY OF
CENTRAL
ARKANSAS[™]

2023-2024

Student Tuition & Fees

UNIVERSITY OF CENTRAL ARKANSAS

BOARD POLICY 630 FEE SCHEDULE

2023-2024

UNDERGRADUATE FALL/SPRING

		Per Hour	15 Hrs.
General Registration		238.00	3,570.00
Athletic		21.00	315.00
Student Center		4.25	63.75
Facilities Fee		26.25	393.75
HPER/Rec		9.12	136.80
Fine/Performing Arts		4.00	60.00
Cooperative Education		0.50	7.50
Technology		19.50	292.50
Library		3.00	45.00
Student Success		1.50	22.50
SAB		1.59	23.85
Activity Fee	Sem		15.50
Publication	Sem		6.00
Radio Station	Sem		5.00
Access and Security	Sem		27.00
Health Service	Sem		75.00
Total Per Hour and Per Sem		328.71	5,059.15
Out-of-State (Note 1)		238.00	3,570.00
Out-of-State Total		566.71	8,629.15

UNIVERSITY OF CENTRAL ARKANSAS

BOARD POLICY 630 FEE SCHEDULE

2024

UNDERGRADUATE SUMMER

Per Hour 15 Hrs.

Per Hour Fees

General Registration	238.00	3,570.00
Athletic	21.00	315.00
Student Ctr/Recreation	4.25	63.75
Facilities Fee	26.25	393.75
HPER	9.12	136.80
Fine/Performing Arts	4.00	60.00
Cooperative Education	0.50	7.50
Technology	19.50	292.50
Library	3.00	45.00
Student Success	1.50	22.50
SAB (Student Activity Board)	1.59	23.85
Total Per Hour	328.71	4,930.65

Full Term

Per Semester/Term Fees

	May	& 10-Week	Summer 1	Summer 2
Access & Security (Note 2)	15.00	15.00	15.00	15.00
Health Services (Note 3)	37.50	75.00	37.50	37.50
Student Activity	3.50	3.50	3.50	3.50
Total Per Semester/Term Fees	56.00	93.50	56.00	56.00

UNIVERSITY OF CENTRAL ARKANSAS

BOARD POLICY 630 FEE SCHEDULE

2023-2024

ONLINE UG FALL/SPRING

	Per Hour	15 Hrs.
Online Registration	238.00	3,570.00
Online Fee	115.71	1,735.65
Access and Security Sem		27.00
Health Service Sem		75.00
Total Per Hour and Per Sem	353.71	5,407.65

2024

ONLINE UG SUMMER

	Per Hour	15 Hrs.
<u>Per Hour Fees</u>		
Online Registration	238.00	3,570.00
Online Fee	115.71	1,735.65
Total Per Hour	353.71	5,305.65

<u>Per Semester/Term Fees</u>	Full Term			
	May	& 10-Week	Summer 1	Summer 2
Access & Security (Note 2)	15.00	15.00	15.00	15.00
Health Services (Note 3)	37.50	75.00	37.50	37.50
Total Per Semester/Term Fees	52.50	90.00	52.50	52.50

2023-2024

UNDERGRADUATE FULLY ONLINE PROGRAMS

	Per Hour	12 Hrs.
Undergraduate Fully Online Program Registration	295.00	3,540.00

2023-2024

UNDERGRADUATE STUDY ABROAD

	Per Hour	15 Hrs.
Undergraduate Study Abroad Registration	269.00	4,035.00

UNIVERSITY OF CENTRAL ARKANSAS

BOARD POLICY 630 FEE SCHEDULE

2023-2024

GRADUATE FALL/SPRING

		Per Hour	12 Hrs.
General Registration		293.40	3,520.80
Athletic		21.00	252.00
Student Center		4.25	51.00
Facilities Fee		26.25	315.00
HPER/Rec		9.12	109.44
Fine/Performing Arts		4.00	48.00
Technology		19.50	234.00
Library		3.00	36.00
Student Success		1.50	18.00
SAB		1.59	19.08
Activity Fee	Sem		15.50
Publication	Sem		6.00
Radio Station	Sem		5.00
Access and Security	Sem		27.00
Health Service	Sem		75.00
Total Per Hour and Per Sem			383.61
Out-of-State (Note 1)		293.40	3,520.80
Out-of-State Total		677.01	8,252.62

UNIVERSITY OF CENTRAL ARKANSAS

BOARD POLICY 630 FEE SCHEDULE

2024

GRADUATE SUMMER

Per Hour 12 Hrs.

Per Hour Fees

General Registration	293.40	3,520.80
Athletic	21.00	252.00
Student Ctr/Recreation	4.25	51.00
Facilities Fee	26.25	315.00
HPER	9.12	109.44
Fine/Performing Arts	4.00	48.00
Technology	19.50	234.00
Library	3.00	36.00
Student Success	1.50	18.00
SAB (Student Activity Board)	1.59	19.08

Total Per Hour	383.61	4,603.32
----------------	--------	----------

<u>Per Semester/Term Fees</u>	Full Term			
	May	& 10-Week	Summer 1	Summer 2
Access & Security (Note 2)	15.00	15.00	15.00	15.00
Health Services (Note 3)	37.50	75.00	37.50	37.50
Student Activity	3.50	3.50	3.50	3.50
Total Per Semester/Term Fees	56.00	93.50	56.00	56.00

ONLINE GRAD FALL/SPRING	2023-2024	
	Per Hour	12 Hrs.
Online Registration	293.40	3,520.80
Online Fee	115.21	1,382.52
Access and Security Sem		27.00
Health Service Sem		75.00
Total Per Hour and Per Sem	408.61	5,005.32

UNIVERSITY OF CENTRAL ARKANSAS

BOARD POLICY 630 FEE SCHEDULE

ONLINE GRAD SUMMER	2024	
	Per Hour	12 Hrs.
Per Hour Fees		
Online Registration	293.40	3,520.80
Online Fee	115.21	1,382.52
Total Per Hour	408.61	4,903.32

Per Semester/Term Fees	May	Full Term & 10-Week	Summer 1	Summer 2
	Access & Security (Note 2)	15.00	15.00	15.00
Health Services (Note 3)	37.50	75.00	37.50	37.50
Total Per Semester/Term Fees	52.50	90.00	52.50	52.50

GRADUATE FULLY ONLINE PROGRAMS	2023-2024	
	Per Hour	12 Hrs.
Graduate Fully Online Program Registration	336.00	4,032.00

The eligible Program List can be found at the following link:
<https://uca.edu/go/dflat>

GRADUATE STUDY ABROAD	2023-2024	
	Per Hour	12 Hrs.
Graduate Study Abroad Registration	310.00	3,720.00

GEP Fall 2023/Spring 2024	2023-2024	
	Per Hour	12 Hrs.
GEP Flat Rate		10,050.00

GEP Summer 2024	2024	
	Per Hour	3 Hrs.
GEP Flat Rate		2,900.00

UNIVERSITY OF CENTRAL ARKANSAS

BOARD POLICY 630 FEE SCHEDULE

Explanatory Notes:

Note 1 – Scholarships for Out-of-State Tuition are awarded for:

- a. Students residing in University housing may qualify for the out-of-state tuition scholarship by admission with the following minimum GPA:
 - i. Entering freshmen must have a minimum 2.5 high school GPA (on a 4.00 scale)
 - ii. Undergraduate transfer students must have a minimum 2.0 GPA (on a 4.00 scale) on prior undergraduate coursework
 - iii. Graduate students must have a minimum 2.7 undergraduate GPA (on a 4.00 scale), a 3.0 undergraduate GPA in the last 60 credit hours, or a 3.0 graduate GPA on any coursework taken at another institutionStudents not meeting the above may qualify based upon a successful admissions appeal or admission pursuant to other University requirements.
- b. Full-time students receiving a full tuition scholarship provided by unrestricted funds of the University (State Statute 6-82-103)
- c. UCA graduates who are dues paying members of the UCA Alumni Association
- d. Children or grandchildren (age 26 or under) of UCA graduates who are dues paying members of the UCA Alumni Association
- e. Students who are members or dependents of members of the armed forces stationed in the State of Arkansas pursuant to military orders as stated in State Statute 6-60-205 or Section 702 of the Veterans Access, Choice and Accountability Act of 2014
- f. Students who are veterans or dependents of veterans where: 1) the veteran was discharged no more than 3 years prior to enrollment, after a period of service of at least 90 days, and 2) the veteran is using VA education benefits under the Montgomery GI Bill (Chapter 30) or the veteran or dependent is using benefits under the Post 9/11 GI Bill (Chapter 33), and 3) the veteran resides in the state in which the institution is located while the student is attending (pursuant to military orders as stated in the Veterans Access, Choice, and Accountability Act of 2014 (HR 3230))
- g. Undergraduate students whose permanent address is in one of the states contiguous to the state of Arkansas (Texas, Oklahoma, Missouri, Tennessee, Mississippi, and Louisiana)
- h. Graduate students whose permanent address is in one of the states contiguous to the state of Arkansas (Texas, Oklahoma, Missouri, Tennessee, Mississippi, and Louisiana)
 - i. Graduate students who have a full-time graduate assistantship
 - ii. Courses offered online
 - iii. Courses offered during the summer

Note 2 - The maximum Access & Security fee is \$15 for summer.

Note 3 - The maximum Health Services fee is \$75 for summer.

Additional Information:

1. Course, lab, and department fees are not included and vary per individual class schedule.
2. Undocumented students pay out-of-state tuition unless they live in university housing.

There may be exceptions/modifications for international students pursuant to a contract with another entity.



Residence Halls

	Double Room Rate Per Semester	Single Room Rate Per Semester
TIER 1: Arkansas Hall, Bernard Hall, and RA Room	\$2,362	\$3,060
TIER 2: Baridon, Bear, Carmichael, Conway, Hughes, and State Halls	\$2,515	\$3,415*
TIER 3: Farris Hall and New Hall	N/A	\$3,400
TIER 4: Donaghey Hall, The 425 House	\$2,825	\$3,945

*Single rooms are only available when space permits typically in the Spring semester.

Apartments

TIER 1: Stadium Park, Oak Tree, Georgetown	\$2,665	\$3,465
TIER 2: Erbach, Torreyson	\$2,825	\$3,945*
TIER 3: Bear Village	\$2,825	\$3,945

*Single rooms are only available when space permits typically in the Spring semester.

Greek Village - 10 Month Lease

TIER 1: Fiji, BUCs, Phi Sig	\$2,395	\$3,350
TIER 2: GV Phase I and GV Phase II	\$3,190	\$3,887

Break Housing

	Double Room Rate	Single Room Rate
Winter Break	\$450	\$635
Spring Break	\$145	\$220
May Intersession	\$560	\$560
Summer I & II per five week term	N/A	\$810
August Intersession	\$185	\$185
Nightly Rate used for approved early arrivals, late stays and other special circumstances	\$20 per night	\$28 per night

NOTE: Apartments, Donaghey Hall, and Greek Village are open during Winter and Spring Breaks.

Meal Plans

Residence Hall Meal Plan Options

	Rate per semester
Total Access (in the cafe) + \$250 Dining Dollars	\$1,969
200 Block meals + \$250 Dining Dollars	\$2,235

Apartment Meal Plan Options

ONLY Apartments, Greek Village, and Donaghey Hall:

\$800 Dining Dollars (+ \$35 Bonus DD)	\$800
\$1100 Dining Dollars (+ \$75 Bonus DD)	\$1,100
\$200 Greek Village Dining Dollars	\$200

IMPORTANT: Freshmen are required to live on campus. Apartments are available to students who are entering their second academic year. Single rooms are limited and upgrades are available space permitting. Meal plans are mandatory for all residents and may only be changed before classes begin each term. Any resident can choose a Residence Hall meal plan. You must be in an Apartment, Donaghey, or Greek Village to choose from the All Dining Dollar plans. Unused Dining Dollars will expire at the end of the Summer II term. Unused Block meals do not carry over from fall to spring. The residence halls close for break periods with housing available for additional cost. Apartments, Donaghey, and Greek Village are open during winter and spring breaks.



UNIVERSITY OF
CENTRAL
ARKANSAS[™]

2023-2024

Operating Budget



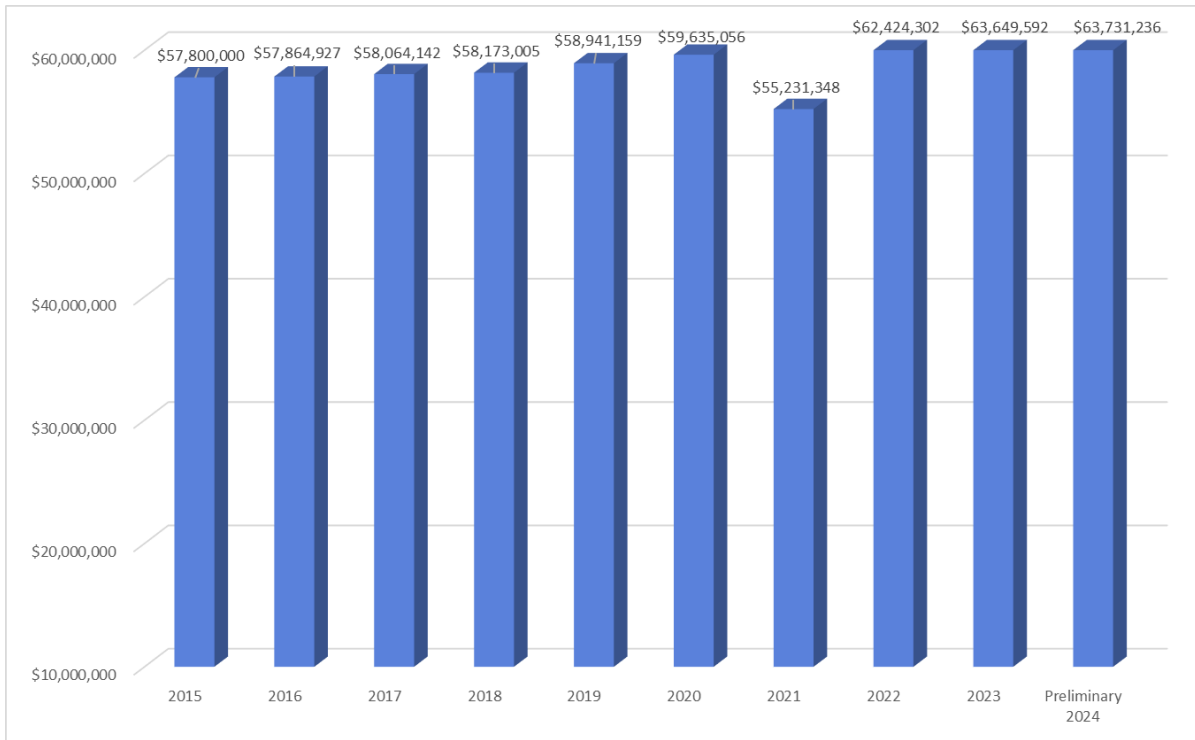
Operating Budget

Table of Contents

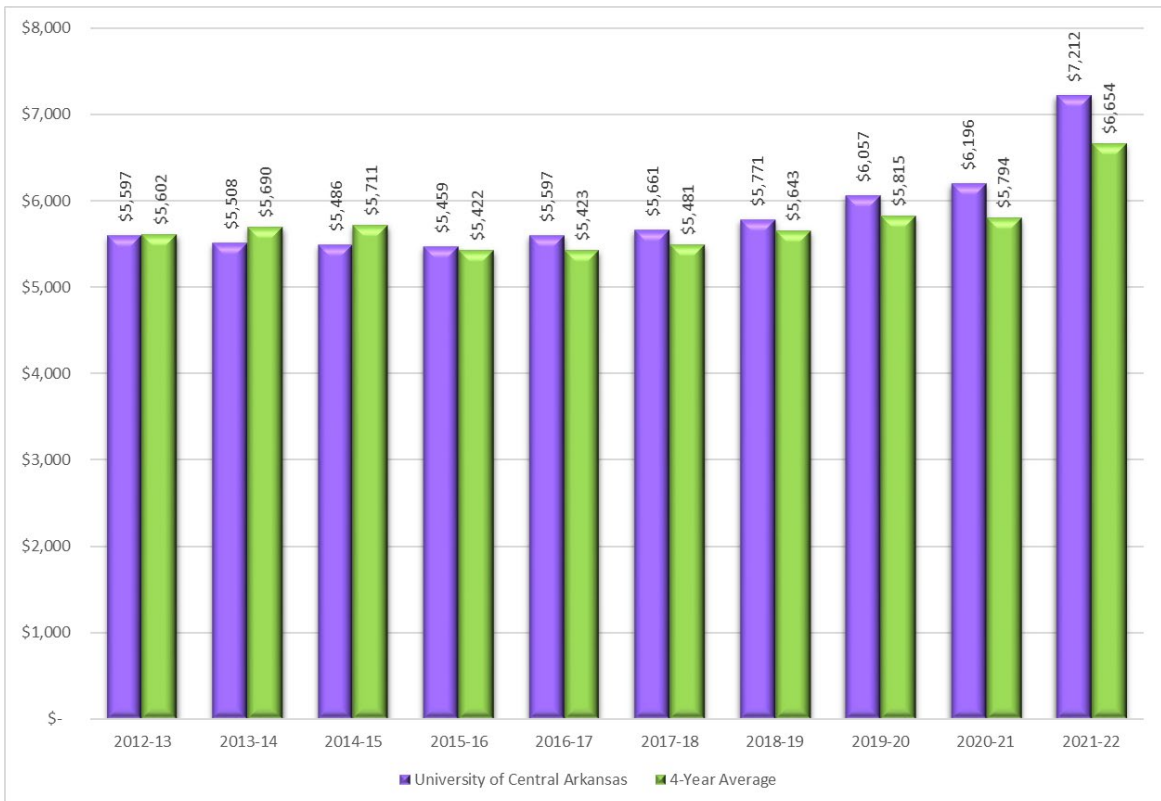
Income & Expense Summary & Charts..... 1-8

Income & Expense Detail..... 9-24

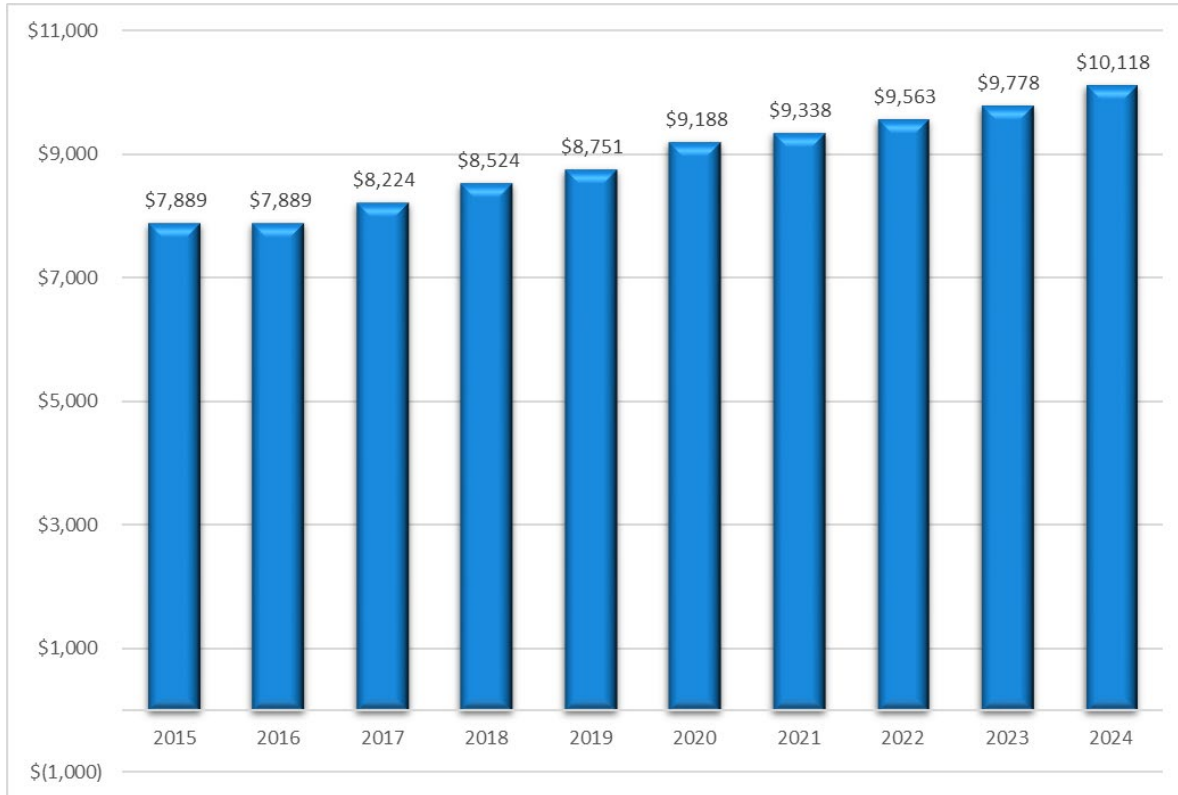
**University of Central Arkansas
RSA & Educational Excellence
FY15-FY24**



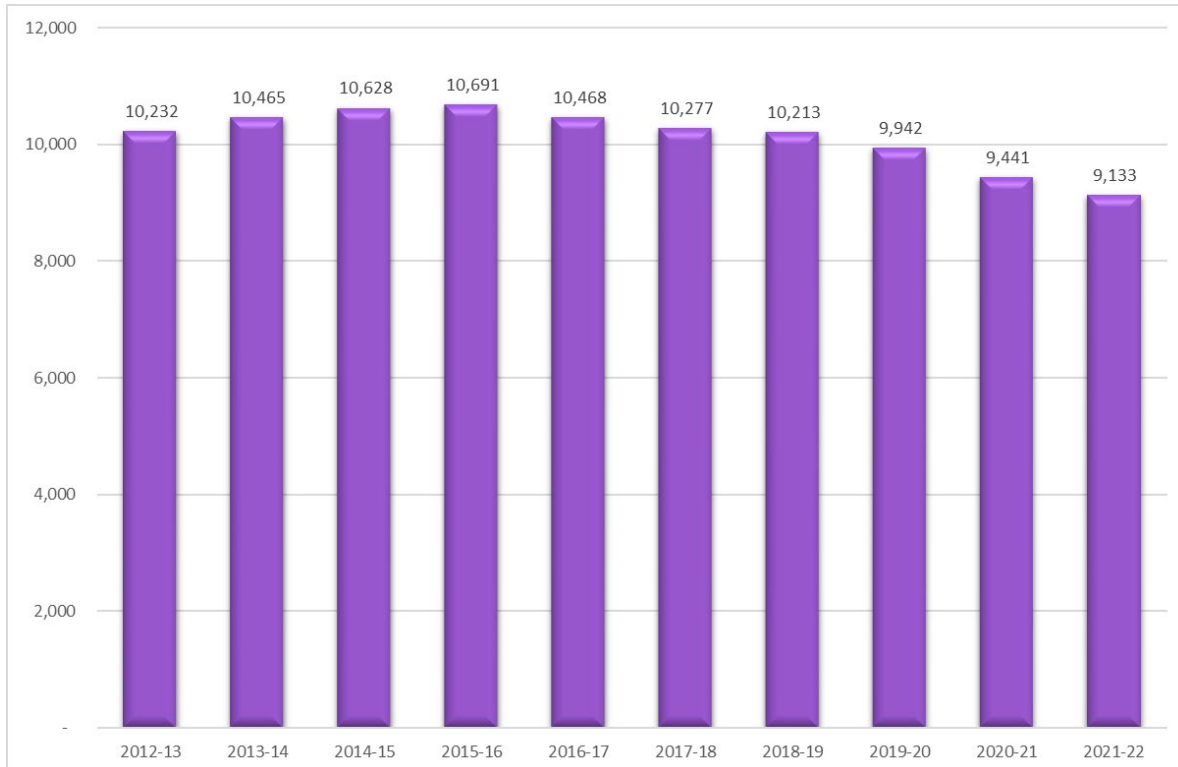
**University of Central Arkansas
State Funding Per Annualized FTE
2012-2013 to 2021-2022**



**UCA Annualized Tuition & Fees, FY15-FY24
Based on 15 Hours Per Semester**



**University of Central Arkansas
Annualized Full-Time Equivalent Enrollment (FTE)
2012-2013 to 2021-2022**

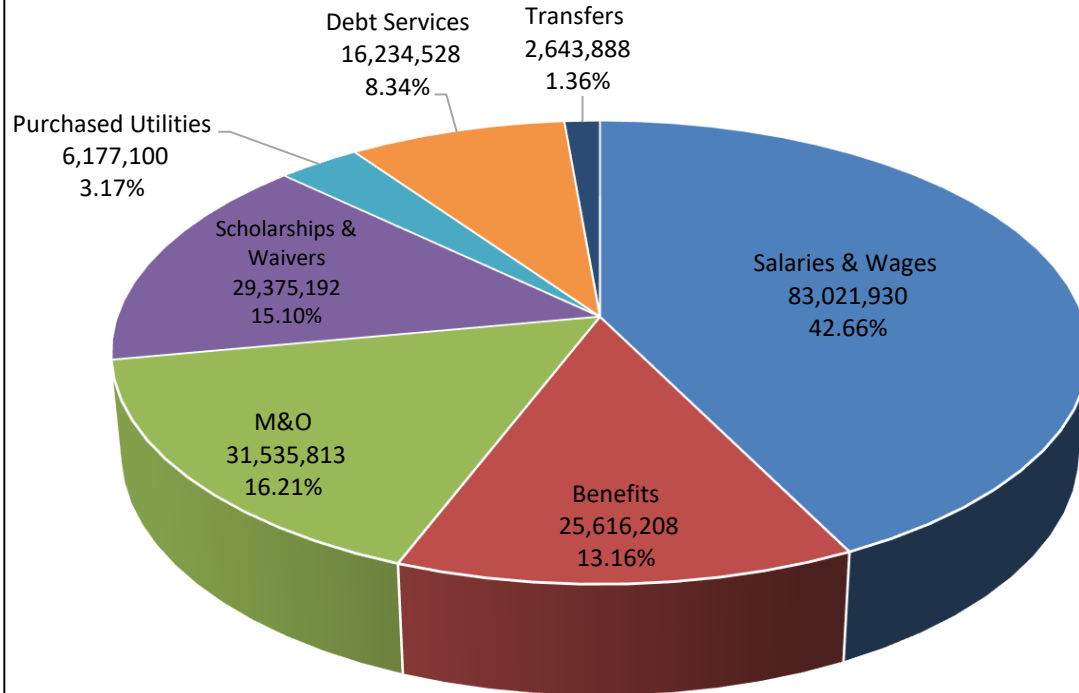


University of Central Arkansas
FY24 Budget
October Revised FY23 Compared to FY24 Budget

	FY23 October Revised Budget	FY24 Budget	Dollar Change	Percent Change	Percent of Budget
1 Tuition & Fees	82,139,841	81,713,330	(426,511)	-0.52%	41.99%
2 State Appropriations	63,649,592	63,731,236	81,644	0.13%	32.75%
3 Sales & Services	361,500	372,340	10,840	3.00%	0.19%
4 Organized Activities	158,397	163,313	4,916	3.10%	0.08%
5 Grants & Contracts	193,470	156,173	(37,297)	-19.28%	0.08%
6 Other Sources	1,236,015	2,160,660	924,645	74.81%	1.11%
7 Total E&G Revenue	147,738,815	148,297,052	558,237	0.38%	76.21%
8 Auxiliary Income	43,405,674	46,307,607	2,901,933	6.69%	23.80%
9 Total Income	191,144,489	194,604,659	3,460,170	1.81%	100.00%
10 Salaries & Wages	82,005,703	83,021,930	1,016,227	1.24%	42.66%
11 Benefits	25,238,564	25,616,208	377,644	1.50%	13.16%
12 M&O	30,542,248	31,535,813	993,565	3.25%	16.21%
13 Scholarships & Waivers	30,060,589	29,375,192	(685,397)	-2.28%	15.10%
14 Purchased Utilities	5,748,696	6,177,100	428,404	7.45%	3.17%
15 Debt Service	16,163,537	16,234,528	70,991	0.44%	8.34%
16 Transfers	1,385,152	2,643,888	1,258,736	90.87%	1.36%
17 Total Expenditures	191,144,489	194,604,659	3,460,170	1.81%	100.00%

Notes to the Budget:	
1	Tuition reduction is based on 96% of FY23 actual student semester credit hour production, netted with a tuition and scheduled fee increase for Facilities and Technology to support bond issues. The increase to the Athletics fee is to support the change in NCAA guidelines.
2	Consists of the Revenue Stabilization Act (RSA) increase of \$81,644 in categories A & B. The Educational Excellence Trust Fund (EETF) is budgeted with no change.
3-5	The Sales & Services increase is mainly from M&R proceeds, which consists of organized activities, the Speech Pathology Clinic, grants & contracts (net of grant administrative allowance), and indirect costs.
6	The net of investment and interest income along with other small adjustments.
10-11	The net of Salary & Wages and Benefits changes include a 2% COLA for faculty & staff, increase in minimum wage to \$13/hour for full-time, benefit-eligible employees, faculty promotions of \$220,000, the removal of vacant positions, and repurposing funds for additional maintenance and operation (M&O) support to assist with the cleaning of facilities.
12	The net of E&G and Auxiliary M&O expense reduction is based on 96% of FY23 actual student semester credit hour production, auxiliary increase in the food service contract, and other increased expenses.
13	The net of E&G reduction for out of state scholarship fee waivers, as well as Auxiliary scholarships tied to tuition/fees/room/board.
14	Increased utility budgets for E&G and Auxiliary units.
15	The net of E&G and Auxiliary debt service increase related to normal payment schedule.
16	Consists of the increase in ADHE Athletic transfers allowed from E&G, the addition of future R&R transfers, the increase to Housing R&R, and the increase in transfers from Plant Funds to cover various operating expenses.

**2023-2024
E&G and Auxiliary Natural Classification Expenses**



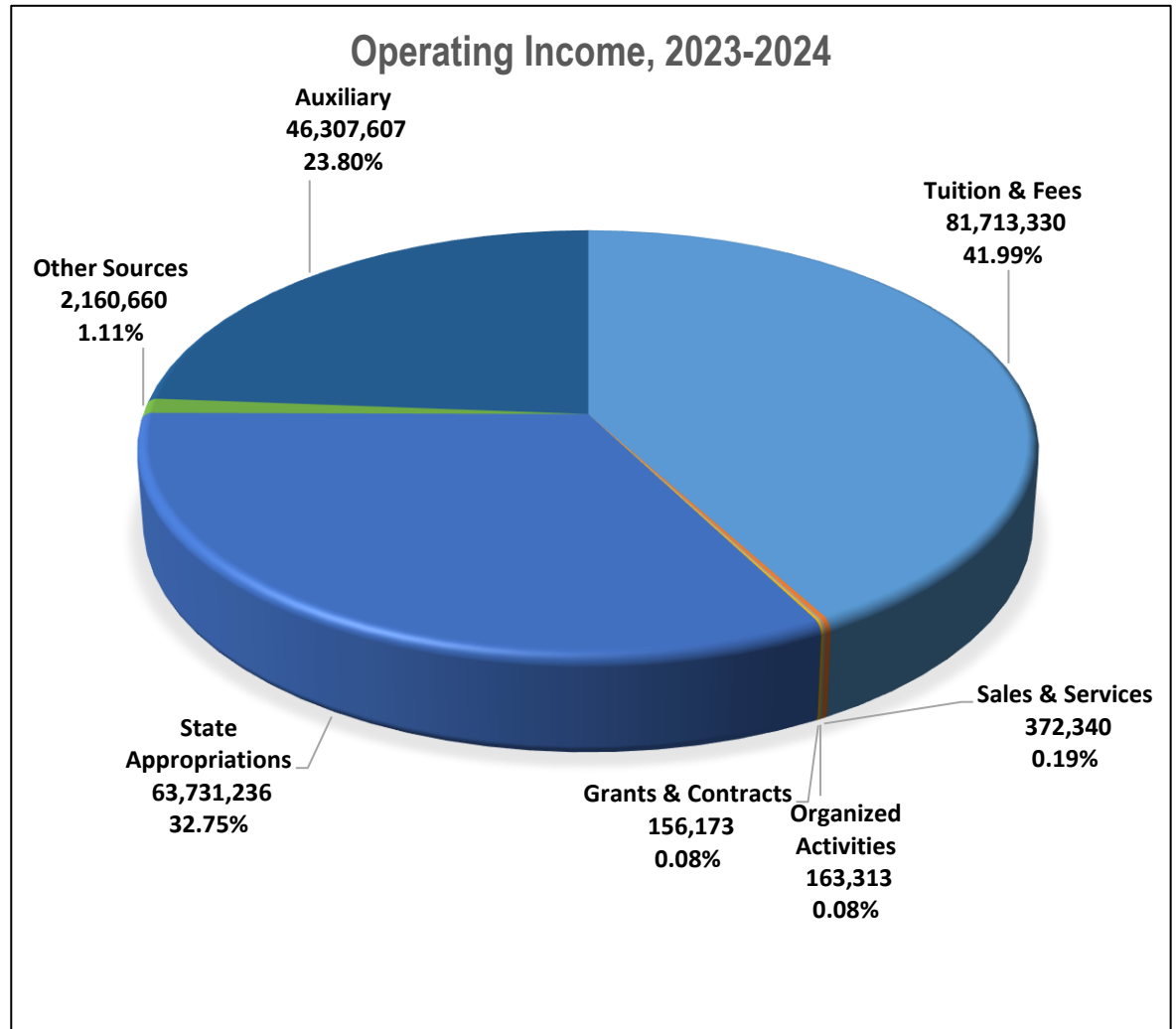
2023-2024 Budget for Operating Expenses-Natural Classification

	FY23 October Revised	FY24 Budget	Change	% Change	% of Budget
Salaries & Wages	82,005,703	83,021,930	1,016,227	1.24%	42.66%
Benefits	25,238,564	25,616,208	377,644	1.50%	13.16%
M&O	30,542,248	31,535,813	993,565	3.25%	16.21%
Scholarships & Waivers	30,060,589	29,375,192	(685,397)	-2.28%	15.10%
Purchased Utilities	5,748,696	6,177,100	428,404	7.45%	3.17%
Debt Service	16,163,537	16,234,528	70,991	0.44%	8.34%
Transfers	1,385,152	2,643,888	1,258,736	90.87%	1.36%
Total Expenditures	191,144,489	194,604,659	3,460,170	1.81%	100.00%

UCA 2023-2024 Budget

E & G and Auxiliary Operating Income

2023-2024 Sources Operating Income		
Tuition & Fees	81,713,330	41.99%
Sales & Services	372,340	0.19%
Organized Activities	163,313	0.08%
Grants & Contracts	156,173	0.08%
State Appropriations	63,731,236	32.75%
Other Sources	2,160,660	1.11%
Auxiliary	46,307,607	23.80%
TOTAL	194,604,659	100.00%



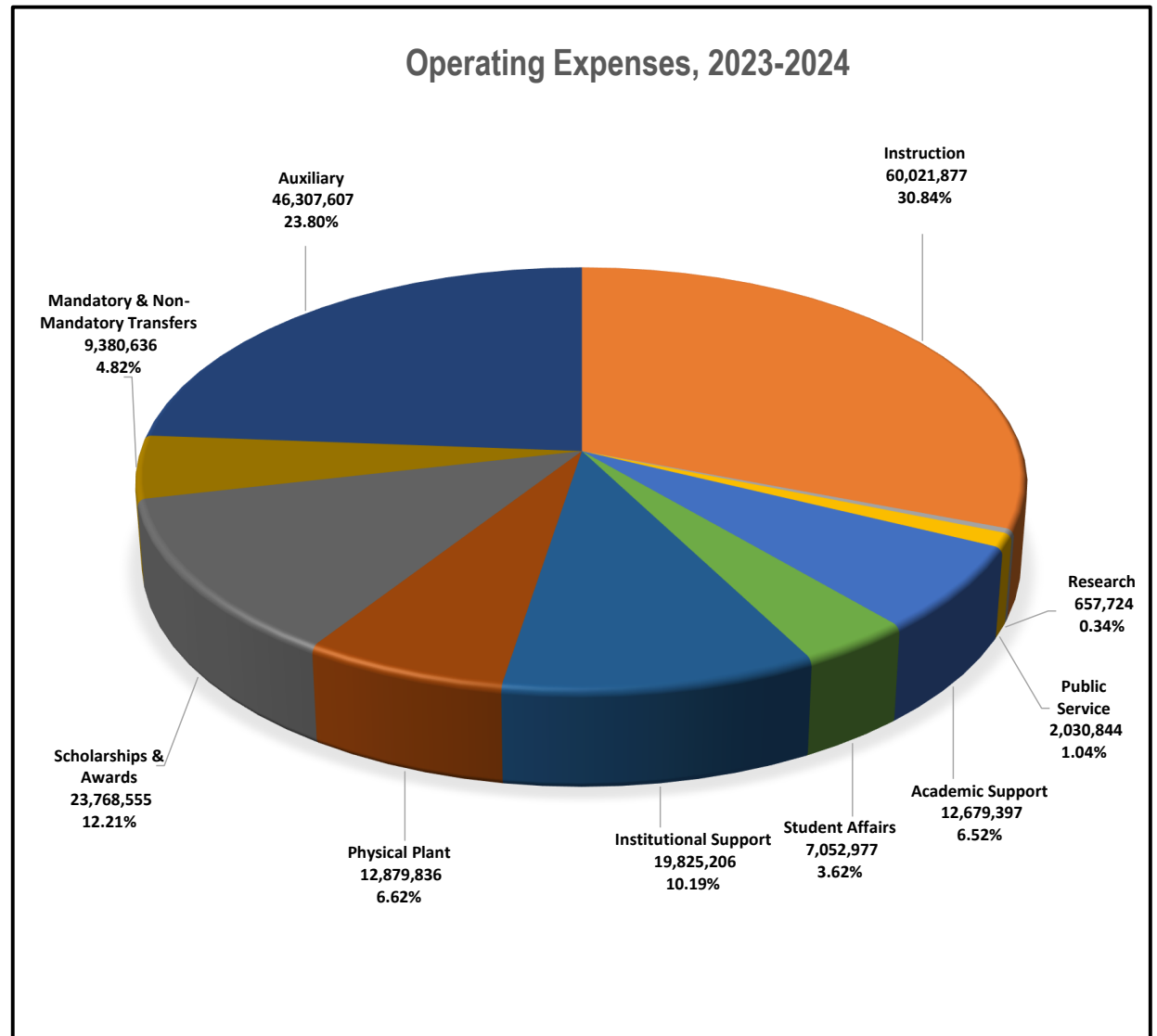
**UNIVERSITY OF CENTRAL ARKANSAS
OPERATING BUDGET
COMPARATIVE SUMMARY FOR FISCAL YEARS 2024 & 2023**

	<u>2023-2024</u>	<u>October Revised 2022-2023</u>	<u>INCREASE (DECREASE)</u>	
			<u>AMOUNT</u>	<u>PERCENT</u>
INCOME SUMMARY				
EDUCATIONAL AND GENERAL				
Tuition & Fees	81,713,330	82,139,841	(426,511)	-0.52%
Sales & Services	372,340	361,500	10,840	3.00%
Organized Activities Related to Instruction	163,313	158,397	4,916	3.10%
Grants & Contracts	156,173	193,470	(37,297)	-19.28%
State Appropriations	63,731,236	63,649,592	81,644	0.13%
Other Sources	2,160,660	1,236,015	924,645	74.81%
TOTAL E & G INCOME	148,297,052	147,738,815	558,237	0.38%
AUXILIARY ENTERPRISES				
Athletics	8,701,574	8,287,833	413,741	4.99%
Housing	21,297,858	19,175,359	2,122,499	11.07%
Food Service	10,469,609	9,951,408	518,201	5.21%
Ronnie Williams Student Center	1,039,996	1,051,095	(11,099)	-1.06%
Farris Fields	120,887	121,890	(1,003)	-0.82%
Campus Recreation & Wellness	2,185,004	2,208,702	(23,698)	-1.07%
Bookstore	351,310	371,250	(19,940)	-5.37%
Student Health Services	1,520,523	1,602,205	(81,682)	-5.10%
Post Office	45,000	47,440	(2,440)	-5.14%
Access and Security	575,846	588,492	(12,646)	-2.15%
TOTAL AUXILIARY INCOME	46,307,607	43,405,674	2,901,933	6.69%
GRAND TOTAL INCOME	194,604,659	191,144,489	3,460,170	1.81%

UCA 2023-2024 Budget

E & G and Auxiliary Operating Expenses

2023-2024 Operating Expense		
Instruction	60,021,877	30.84%
Research	657,724	0.34%
Public Service	2,030,844	1.04%
Academic Support	12,679,397	6.52%
Student Affairs	7,052,977	3.62%
Institutional Support	19,825,206	10.19%
Physical Plant	12,879,836	6.62%
Scholarships & Awards	23,768,555	12.21%
Mandatory & Non-Mandatory Transfers	9,380,636	4.82%
Auxiliary	46,307,607	23.80%
TOTAL	194,604,659	100.00%



UNIVERSITY OF CENTRAL ARKANSAS
OPERATING BUDGET
COMPARATIVE SUMMARY FOR FISCAL YEARS 2024 & 2023

	<u>2023-2024</u>	<u>October Revised 2022-2023</u>	<u>INCREASE (DECREASE)</u>	
			<u>AMOUNT</u>	<u>PERCENT</u>
EXPENSE SUMMARY				
EDUCATIONAL AND GENERAL				
Instruction	60,021,877	59,844,526	177,351	0.30%
Research	657,724	696,795	(39,071)	-5.61%
Public Service	2,030,844	1,967,751	63,093	3.21%
Academic Support				
Library	3,109,573	3,099,522	10,051	0.32%
Organized Activities	499,961	490,367	9,594	1.96%
Other Academic Support	9,069,863	8,859,819	210,044	2.37%
Student Affairs	7,052,977	6,859,728	193,249	2.82%
Institutional Support	19,825,206	19,326,546	498,660	2.58%
Physical Plant				
Operation & Maintenance	10,710,769	10,532,332	178,437	1.69%
Utilities	2,169,067	1,988,457	180,610	9.08%
Scholarships and Awards	23,768,555	24,768,555	(1,000,000)	-4.04%
Mandatory Transfers	7,924,004	7,922,531	1,473	0.02%
Non-Mandatory Transfers	1,456,632	1,381,886	74,746	5.41%
TOTAL E & G EXPENSES	148,297,052	147,738,815	558,237	0.38%
AUXILIARY ENTERPRISES				
Athletics	8,701,574	8,287,833	413,741	4.99%
Housing	21,297,858	19,175,359	2,122,499	11.07%
Food Service	10,469,609	9,951,408	518,201	5.21%
Ronnie Williams Student Center	1,039,996	1,051,095	(11,099)	-1.06%
Farris Fields	120,887	121,890	(1,003)	-0.82%
Campus Recreation & Wellness	2,185,004	2,208,702	(23,698)	-1.07%
Bookstore	351,310	371,250	(19,940)	-5.37%
Student Health Services	1,520,523	1,602,205	(81,682)	-5.10%
Post Office	45,000	47,440	(2,440)	-5.14%
Access & Security	575,846	588,492	(12,646)	-2.15%
TOTAL AUXILIARY EXPENSES	46,307,607	43,405,674	2,901,933	6.69%
GRAND TOTAL EXPENSES	194,604,659	191,144,489	3,460,170	1.81%

UNIVERSITY OF CENTRAL ARKANSAS
OPERATING BUDGET
COMPARATIVE SUMMARY FOR FISCAL YEARS 2024 & 2023

INCOME DETAIL	2023-2024	October Revised 2022-2023	<u>INCREASE (DECREASE)</u>	
			AMOUNT	PERCENT
EDUCATIONAL AND GENERAL				
TUITION & FEES				
Registration Fees	42,951,224	48,287,843	(5,336,619)	-11.05%
Online Tuition	15,862,100	10,518,940	5,343,160	50.80%
Concurrent Credit Fees	700,000	670,950	29,050	4.33%
Out of State Fees	5,451,604	6,374,025	(922,421)	-14.47%
Facilities Fees	6,122,818	5,968,343	154,475	2.59%
Performing Arts Fees	877,863	891,035	(13,172)	-1.48%
Cooperative Education Fees	98,727	120,936	(22,209)	-18.36%
Tuition Payment Plan	83,357	72,846	10,511	14.43%
Technology Fee	4,550,452	4,511,690	38,762	0.86%
Online Technology Fees	1,363,081	773,989	589,092	76.11%
Library Fee	701,144	776,788	(75,644)	-9.74%
Student Success Fee	331,317	381,986	(50,669)	-13.26%
Applied Music Fees	24,849	24,849	-	0.00%
Division of Outreach & Community Engagement				
OCE Non-Credit	47,246	232,565	(185,319)	-79.68%
Late Registration Fees	7,146	48,117	(40,971)	-85.15%
Coll of Health and Behav Sci Fee	612,879	301,098	311,781	103.55%
Coll of Nat Science and Math Fee	386,382	464,952	(78,570)	-16.90%
Coll of Business Fee	425,000	382,441	42,559	11.13%
Coll of Arts, Humanities & Soc Sci Fee	275,868	275,868	-	0.00%
Coll of Health and Behav Sci Lab Fee	252,139	294,115	(41,976)	-14.27%
Coll of Nat Science and Math Lab Fee	145,946	173,009	(27,063)	-15.64%
Honors College Participant Fees	65,400	76,680	(11,280)	-14.71%
Graduation Fees	131,361	106,753	24,608	23.05%
International Student Activity/Adm Fee	206,295	371,683	(165,388)	-44.50%
Teacher Education Candidate Fees	39,132	38,340	792	2.07%
Student Activity Fees	826,312	894,291	(67,979)	-7.60%
Less Transfer/Student Government Assoc	(826,312)	(894,291)	67,979	-7.60%
TOTAL TUITION & FEES - NET	81,713,330	82,139,841	(426,511)	-0.52%
SALES AND SERVICES				
VA Reporting Fee	4,000	4,000	-	0.00%
Reynolds Performance Hall Ticket Sales	334,481	334,481	-	0.00%
Theatre Receipts	6,667	6,667	-	0.00%
Music Receipts	6,667	6,667	-	0.00%
M&R Proceeds	20,525	9,685	10,840	111.93%
TOTAL SALES AND SERVICES	372,340	361,500	10,840	3.00%

**UNIVERSITY OF CENTRAL ARKANSAS
OPERATING BUDGET
COMPARATIVE SUMMARY FOR FISCAL YEARS 2024 & 2023**

	<u>2023-2024</u>	<u>October Revised 2022-2023</u>	<u>INCREASE (DECREASE)</u>	
			<u>AMOUNT</u>	<u>PERCENT</u>
EDUCATIONAL AND GENERAL INCOME - CONT.				
ORGANIZED ACTIVITIES RELATED TO INSTRUCTION				
Special Education Clinic	-	1,383	(1,383)	-100.00%
Reading Center	1,170	1,170	-	0.00%
Communication Science & Disorders Clinic	19,936	13,637	6,299	46.19%
Community Language School	25,000	25,000	-	0.00%
Child Study Center	117,207	117,207	-	0.00%
TOTAL ORGANIZED ACTIVITIES	163,313	158,397	4,916	3.10%
GRANTS & CONTRACTS	156,173	193,470	(37,297)	-19.28%
STATE APPROPRIATIONS	63,731,236	63,649,592	81,644	0.13%
OTHER SOURCES				
E & G Building Rentals	184,236	83,183	101,053	121.48%
Collection Fees	215,000	340,000	(125,000)	-36.76%
Traffic Fines	65,566	125,000	(59,434)	-47.55%
Technology Revenue	90,000	145,461	(55,461)	-38.13%
Miscellaneous	1,605,858	542,371	1,063,487	196.08%
TOTAL OTHER SOURCES	2,160,660	1,236,015	924,645	74.81%
TOTAL EDUCATIONAL & GENERAL INCOME	148,297,052	147,738,815	558,237	0.38%

UNIVERSITY OF CENTRAL ARKANSAS
 OPERATING BUDGET
 COMPARATIVE SUMMARY FOR FISCAL YEARS 2024 & 2023

INCOME DETAIL	<u>2023-2024</u>	<u>October Revised 2022-2023</u>	<u>INCREASE (DECREASE)</u>	
			<u>AMOUNT</u>	<u>PERCENT</u>
AUXILIARY ENTERPRISES				
ATHLETICS				
Athletic Fees	5,080,712	4,870,162	210,550	4.32%
UCA Foundation Transfers	426,862	318,671	108,191	33.95%
Ticket Sales/Transfers	520,000	460,000	60,000	13.04%
NCAA Conference Revenue Share	1,250,000	1,300,000	(50,000)	-3.85%
Game Guarantees	1,037,000	959,000	78,000	8.13%
Special Events/Royalties	182,000	175,000	7,000	4.00%
Sky Box Rentals	205,000	205,000	-	0.00%
TOTAL ATHLETICS	8,701,574	8,287,833	413,741	4.99%
HOUSING				
Sales and Services	350,300	421,800	(71,500)	-16.95%
Rent	18,850,074	16,644,336	2,205,738	13.25%
BearCard	5,950	20,425	(14,475)	-70.87%
Retirement Center	2,091,534	2,088,798	2,736	0.13%
TOTAL HOUSING	21,297,858	19,175,359	2,122,499	11.07%
FOOD SERVICE	10,469,609	9,951,408	518,201	5.21%
RONNIE WILLIAMS STUDENT CENTER				
Student Center Fees	964,196	976,045	(11,849)	-1.21%
Commissions	75,800	75,050	750	1.00%
TOTAL RONNIE WILLIAMS STUDENT CENTER	1,039,996	1,051,095	(11,099)	-1.06%

UNIVERSITY OF CENTRAL ARKANSAS
 OPERATING BUDGET
 COMPARATIVE SUMMARY FOR FISCAL YEARS 2024 & 2023

	<u>2023-2024</u>	<u>October Revised 2022-2023</u>	<u>INCREASE (DECREASE)</u>	
			<u>AMOUNT</u>	<u>PERCENT</u>
AUXILIARY ENTERPRISES INCOME - CONT.				
FARRIS FIELDS	120,887	121,890	(1,003)	-0.82%
CAMPUS RECREATION & WELLNESS	2,185,004	2,208,702	(23,698)	-1.07%
BOOKSTORE	351,310	371,250	(19,940)	-5.37%
STUDENT HEALTH SERVICES	1,520,523	1,602,205	(81,682)	-5.10%
POST OFFICE	45,000	47,440	(2,440)	-5.14%
ACCESS AND SECURITY	575,846	588,492	(12,646)	-2.15%
TOTAL AUXILIARY ENTERPRISES INCOME	46,307,607	43,405,674	2,901,933	6.69%
GRAND TOTAL INCOME	194,604,659	191,144,489	3,460,170	1.81%

**UNIVERSITY OF CENTRAL ARKANSAS
OPERATING BUDGET
COMPARATIVE DETAIL FOR FISCAL YEARS 2024 & 2023**

	2023-2024						TOTAL	Oct Rev 2022-2023 Total	% Change Previous Year
	Salaries	Fringes	GA/Student & Extra Help	Supplies & Services	Capital Equipment	Transfers			
EXPENSE DETAIL									
EDUCATIONAL & GENERAL									
INSTRUCTION									
NATURAL SCIENCES & MATHEMATICS									
Math and Science Start-Up	-	-	-	97,000	-	-	97,000	97,000	0.00%
Math and Science Lab Fee	-	-	-	27,020	-	-	27,020	27,020	0.00%
Jewel Moore Nature Reserve	-	-	-	5,826	-	-	5,826	5,826	0.00%
Biology	2,211,359	707,635	-	118,036	-	-	3,037,030	2,986,180	1.70%
Chemistry & Biochemistry	1,294,222	414,151	-	73,645	-	-	1,782,018	1,745,726	2.08%
Mathematics	1,309,223	418,951	-	8,622	-	-	1,736,796	1,702,982	1.99%
Physics & Astronomy	891,376	285,241	-	43,979	-	-	1,220,596	1,197,669	1.91%
Computer Science & Engineering	1,325,189	424,060	-	4,987	9,195	-	1,763,431	1,751,777	0.67%
Geography	437,532	140,010	-	12,959	-	-	590,501	579,177	1.96%
TOTAL NATURAL SCIENCES & MATHEMATICS	7,468,901	2,390,048	-	392,074	9,195	-	10,260,218	10,093,357	1.65%
ARTS, HUMANITIES & SOCIAL SCIENCES									
English	-	-	-	-	-	-	-	973,562	-100.00%
Languages, Linguistics, Literatures, and Cultures	-	-	-	-	-	-	-	1,217,426	-100.00%
School of Language & Literature	1,673,611	535,556	-	19,982	-	-	2,229,149	-	100.00%
History	1,017,131	325,482	-	14,368	-	-	1,356,981	1,378,106	-1.53%
Philosophy & Religion	570,041	182,413	-	4,742	-	-	757,196	823,481	-8.05%
Political Science	732,622	234,439	-	4,825	-	-	971,886	979,621	-0.79%
Sociology, Criminology and Anthropology	867,896	277,727	-	5,294	-	-	1,150,917	1,072,862	7.28%
Film, Theatre, & Creative Writing	1,150,281	368,090	-	36,443	-	-	1,554,814	1,702,028	-8.65%
Drama	-	-	-	14,485	-	-	14,485	14,485	0.00%
Dept of Art & Design	1,334,727	427,113	-	26,981	-	-	1,788,821	1,677,480	6.64%
Music	1,992,558	637,618	-	5,517	-	-	2,635,693	2,613,346	0.86%
School of Communication	1,545,602	494,592	-	30,339	-	-	2,070,533	2,048,409	1.08%
Center for Writing & Communication	-	-	-	27,529	-	-	27,529	27,529	0.00%
Band/Symphony/Choral/Special Music/Pep Band	-	-	-	12,079	-	-	12,079	12,079	0.00%
Performing Arts Fees	-	-	-	273,995	-	-	273,995	285,322	-3.97%
TOTAL ARTS, HUMANITIES & SOCIAL SCIENCES	10,884,469	3,483,030	-	476,579	-	-	14,844,078	14,825,736	0.12%
HEALTH & BEHAVIORAL SCIENCES									
Dept of Communication Science & Disorders	943,862	302,036	-	41,818	-	-	1,287,716	1,254,291	2.66%
Exercise and Sport Science	1,151,140	368,365	10,000	47,499	-	-	1,577,004	1,551,140	1.67%
Dept of Nutrition & Family Sciences	700,281	224,090	-	55,939	-	-	980,310	943,698	3.88%

**UNIVERSITY OF CENTRAL ARKANSAS
OPERATING BUDGET
COMPARATIVE DETAIL FOR FISCAL YEARS 2024 & 2023**

	2023-2024						Oct Rev 2022-2023 Total	% Change Previous Year	
	Salaries	Fringes	GA/Student & Extra Help	Supplies & Services	Capital Equipment	Transfers			TOTAL
HEALTH & BEHAVIORAL SCIENCES - CONT.									
Psychology/Counseling	1,535,569	491,382	-	59,387	-	-	2,086,338	2,085,829	0.02%
Health Sciences	799,705	255,906	-	46,007	-	-	1,101,618	1,173,368	-6.11%
School of Nursing	2,071,945	663,022	-	65,477	-	-	2,800,444	2,757,551	1.56%
Nursing Graduate & Assessment	-	-	-	19,810	-	-	19,810	19,810	0.00%
Occupational Therapy	934,435	299,019	-	35,539	-	-	1,268,993	1,265,870	0.25%
Physical Therapy	1,424,901	455,968	-	100,513	-	-	1,981,382	1,945,325	1.85%
Military Science	27,288	8,732	-	3,816	-	-	39,836	39,156	1.74%
Physical Therapy Special	-	-	-	1,774	-	-	1,774	1,774	0.00%
TOTAL HEALTH & BEHAVIORAL SCIENCES	9,589,126	3,068,520	10,000	477,579	-	-	13,145,225	13,037,812	0.82%
BUSINESS ADMINISTRATION									
Marketing and Management	2,118,089	677,788	-	6,860	-	-	2,802,737	2,774,170	1.03%
Master Business Administration	71,459	22,867	-	2,039	-	-	96,365	94,516	1.96%
Economics	1,752,893	560,926	-	7,801	-	-	2,321,620	2,279,299	1.86%
Computer Information Systems & Analytics	1,201,361	384,436	-	5,914	-	-	1,591,711	1,584,932	0.43%
Accounting	1,340,144	428,846	-	6,500	-	-	1,775,490	1,804,501	-1.61%
AACSB Support	19,466	6,229	-	-	-	-	25,695	25,695	0.00%
TOTAL BUSINESS ADMINISTRATION	6,503,412	2,081,092	-	29,114	-	-	8,613,618	8,563,113	0.59%
EDUCATION									
Dept of Elem, Literacy, & Special Educ	1,089,883	348,763	-	26,729	-	-	1,465,375	1,399,962	4.67%
Teaching & Learning	1,135,295	363,294	-	32,080	-	-	1,530,669	1,574,010	-2.75%
Candidate Services & Field Experience	119,948	38,383	-	72,297	-	-	230,628	227,782	1.25%
Technology Learning Center	82,052	26,257	-	3,091	-	-	111,400	109,302	1.92%
Leadership Studies	898,493	287,518	-	25,729	-	-	1,211,740	1,289,514	-6.03%
NCATE	6,148	1,967	-	4,400	-	-	12,515	12,515	0.00%
TOTAL EDUCATION	3,331,819	1,066,182	-	164,326	-	-	4,562,327	4,613,085	-1.10%
CENTER GLOBAL LEARNING & ENGAGEMENT	485,793	155,454	-	32,169	-	-	673,416	660,913	1.89%
ED ABROAD & NATIONAL STUDENT EXC	-	-	-	8,104	-	-	8,104	8,104	0.00%
INTENSIVE ENGLISH	159,888	51,164	-	7,649	-	-	218,701	282,498	-22.58%
HONORS COLLEGE	546,624	174,920	-	81,951	-	-	803,495	891,796	-9.90%
GRADUATE ASSISTANTS	-	-	1,273,082	-	-	-	1,273,082	1,273,082	0.00%
LEARNING COMMUNITIES	284,132	90,922	27,000	25,777	-	-	427,831	529,678	-19.23%
CTR FOR EXC IN TEACH & ACAD LEADSHP	273,243	87,438	-	47,485	-	-	408,166	401,135	1.75%

**UNIVERSITY OF CENTRAL ARKANSAS
OPERATING BUDGET
COMPARATIVE DETAIL FOR FISCAL YEARS 2024 & 2023**

	2023-2024						Oct Rev 2022-2023 Total	% Change Previous Year	
	Salaries	Fringes	GA/Student & Extra Help	Supplies & Services	Capital Equipment	Transfers			TOTAL
SUMMER TEACHING SALARY	1,937,061	619,859	-	-	-	-	2,556,920	2,556,921	0.00%
SUMMER SCHOOL PROFITS	-	-	-	78,409	-	-	78,409	78,409	0.00%
INSTRUCTIONAL RESERVE	319,919	102,374	-	-	-	-	422,293	225,388	87.36%
DEPT OF STUDENT TRANSITIONS	536,366	171,637	-	6,004	-	-	714,007	701,899	1.73%
UCA ONLINE	123,960	39,667	-	-	-	-	163,627	179,969	-9.08%
TUTORING SERVICES	90,525	28,968	11,000	12,148	-	-	142,641	190,462	-25.11%
CONCURRENT ENROLLMENT	-	-	-	5,053	-	-	5,053	5,053	0.00%
OCE NON-CREDIT	104,146	33,327	-	71,939	-	-	209,412	202,149	3.59%
EXPERIENTIAL & COMM ENGAGED LEARNING	55,040	17,613	-	6,890	-	-	79,543	116,235	-31.57%
AR CODING ACADEMY	154,556	49,458	-	207,697	-	-	411,711	407,732	0.98%
TOTAL INSTRUCTION	42,848,980	13,711,673	1,321,082	2,130,947	9,195	-	60,021,877	59,844,526	0.30%
RESEARCH									
Research Administration	108,113	34,596	-	3,224	-	-	145,933	143,160	1.94%
Academic Research	-	-	-	95,165	-	-	95,165	95,165	0.00%
Sponsored Programs Admin	213,299	68,256	-	16,897	-	-	298,452	341,712	-12.66%
Research Compliance	45,704	14,625	-	1,347	-	-	61,676	60,260	2.35%
Sponsored Prog Research & Grant Development	-	-	-	56,498	-	-	56,498	56,498	0.00%
TOTAL RESEARCH	367,116	117,477	-	173,131	-	-	657,724	696,795	-5.61%
PUBLIC SERVICE									
OCE Camps & Conferences	140,665	45,013	-	310,335	-	-	496,013	492,284	0.76%
Arkansas Model UN	-	-	-	2,979	-	-	2,979	2,979	0.00%
Baum Art Gallery	-	-	-	4,183	-	-	4,183	4,183	0.00%
Reynolds Performance Hall	301,112	96,356	-	655,701	-	-	1,053,169	1,046,244	0.66%
Windgate Center	40,000	12,800	-	43,000	-	-	95,800	-	100.00%
Ida Waldran Auditorium	-	-	-	1,456	-	-	1,456	1,456	0.00%
Opera Workshop	-	-	-	524	-	-	524	524	0.00%
Boys State	-	-	-	5,826	-	-	5,826	5,826	0.00%
Faculty Service	-	-	-	688	-	-	688	688	0.00%
Mashburn Institute	24,250	7,760	-	13,473	-	-	45,483	45,483	0.00%
Oxford American	-	-	11,000	64,000	-	-	75,000	122,185	-38.62%

**UNIVERSITY OF CENTRAL ARKANSAS
OPERATING BUDGET
COMPARATIVE DETAIL FOR FISCAL YEARS 2024 & 2023**

	2023-2024						Oct Rev 2022-2023 Total	% Change Previous Year
	Salaries	Fringes	GA/Student & Extra Help	Supplies & Services	Capital Equipment	Transfers		
PUBLIC SERVICE - CONT.								
UCA STEM	-	-	-	-	-	-	-	0.00%
OCE Center for Community & Econ Develop	147,992	47,357	14,000	35,727	-	-	245,076	241,252 1.59%
CBA Technology Services	-	-	-	4,647	-	-	4,647	4,647 0.00%
TOTAL PUBLIC SERVICE	654,019	209,286	25,000	1,142,539	-	-	2,030,844	1,967,751 3.21%
ACADEMIC SUPPORT								
TORREYSON LIBRARY								
Operating Expenses /Library Holdings	1,011,358	323,635	-	819,868	-	-	2,154,861	2,182,702 -1.28%
Library Usage Fee	272,607	87,234	-	594,871	-	-	954,712	916,820 4.13%
TOTAL TORREYSON LIBRARY	1,283,965	410,869	-	1,414,739	-	-	3,109,573	3,099,522 0.32%
ORGANIZED ACTIVITIES								
Contingency Reserve-Organized Activity	-	-	-	-	-	-	-	- 0.00%
Mass Communication Project	-	-	-	7,851	-	-	7,851	7,851 0.00%
Interprofessional Teaching Clinic	174,200	55,744	-	-	-	-	229,944	224,400 2.47%
Special Ed Clinic	-	-	-	1,019	-	-	1,019	1,019 0.00%
Communication Science & Disorders Clinic	-	-	-	9,573	-	-	9,573	9,573 0.00%
Community Language School	-	-	-	18,423	-	-	18,423	18,423 0.00%
UCA Debate	-	-	-	2,981	-	-	2,981	2,981 0.00%
Channel 6	43,157	13,810	-	9,932	-	-	66,899	65,808 1.66%
Child Study	114,333	36,587	-	11,489	-	-	162,409	159,450 1.86%
Reading Center	-	-	-	862	-	-	862	862 0.00%
TOTAL ORGANIZED ACTIVITIES	331,690	106,141	-	62,130	-	-	499,961	490,367 1.96%
OTHER ACADEMIC SUPPORT								
Dean of Graduate School	207,951	66,544	-	55,487	-	-	329,982	324,639 1.65%
Office of Student Success	245,661	78,612	63,775	31,311	-	-	419,359	380,778 10.13%
Athletic Academic Advising	87,909	28,131	7,761	880	-	-	124,681	120,311 3.63%
Audio Visual	43,020	13,766	-	3,790	8,199	-	68,775	67,688 1.61%
Dean of Health & Behavioral Sciences	274,294	87,774	-	23,727	-	-	385,795	401,822 -3.99%
Dean of Business	468,356	149,874	-	37,090	-	-	655,320	559,101 17.21%
Dean of Education	312,778	100,089	-	20,298	-	-	433,165	425,579 1.78%
Dean of Natural Sciences/Mathematics	380,223	121,671	-	24,909	-	-	526,803	517,284 1.84%
Dean of Arts, Humanities, & Social Sciences	370,488	118,556	-	32,733	-	-	521,777	500,583 4.23%

**UNIVERSITY OF CENTRAL ARKANSAS
OPERATING BUDGET
COMPARATIVE DETAIL FOR FISCAL YEARS 2024 & 2023**

	2023-2024						Oct Rev 2022-2023 Total	% Change Previous Year	
	Salaries	Fringes	GA/Student & Extra Help	Supplies & Services	Capital Equipment	Transfers			TOTAL
OTHER ACADEMIC SUPPORT - CONT.									
Academic Advising Center	864,790	276,733	-	13,749	-	-	1,155,272	1,100,779	4.95%
OCE Administration	438,759	140,403	-	54,954	-	-	634,116	714,756	-11.28%
Computer Charge/Support - Instructional Depts	-	-	-	2,690,502	-	-	2,690,502	2,619,673	2.70%
Associate Provost	268,294	85,854	-	1,117	-	-	355,265	364,121	-2.43%
Assessment & General Education	111,323	35,623	-	70,129	-	-	217,075	214,194	1.35%
Summer School Admin	-	-	-	8,740	-	-	8,740	8,740	0.00%
Interview Travel	-	-	-	115,000	-	-	115,000	115,000	0.00%
University Testing	93,849	30,032	-	21,956	-	-	145,837	142,372	2.43%
Business Collaborations	24,000	7,680	-	250,000	-	-	281,680	281,680	0.00%
Exemplary Studies	-	-	-	719	-	-	719	719	0.00%
TOTAL OTHER ACADEMIC SUPPORT	4,191,695	1,341,342	71,536	3,457,091	8,199	-	9,069,863	8,859,819	2.37%
TOTAL ACADEMIC SUPPORT	5,807,350	1,858,352	71,536	4,933,960	8,199	-	12,679,397	12,449,708	1.84%
STUDENT AFFAIRS									
Registrar's Office	616,933	197,418	-	36,841	-	-	851,192	770,496	10.47%
Admissions & Enrollment Services	793,258	253,843	-	201,570	-	-	1,248,671	1,206,760	3.47%
Online Transfers & Returning Students	299,899	95,968	9,000	12,292	-	-	417,159	405,481	2.88%
Catalogue & Bulletins	-	-	-	508	-	-	508	508	0.00%
Career Services	258,815	82,821	-	926	-	-	342,562	335,943	1.97%
Student Financial Aid	772,572	247,223	-	68,125	-	-	1,087,920	1,083,131	0.44%
Counseling Center	468,926	150,056	20,000	46,595	-	-	685,577	665,633	3.00%
Dean of Students	152,200	48,704	-	2,750	-	-	203,654	195,744	4.04%
Miss UCA	-	-	-	7,500	-	-	7,500	-	100.00%
First Year Experience	-	-	-	11,350	-	-	11,350	11,158	1.72%
Intramurals	14,624	4,680	-	-	-	-	19,304	29,898	-35.43%
University Training	67,745	21,678	-	4,050	-	-	93,473	134,863	-30.69%
Office of Accessibility Resources and Services	200,916	64,293	-	46,958	-	-	312,167	307,124	1.64%
OARS Transportation	37,650	12,048	-	2,351	-	-	52,049	51,095	1.87%
Student Life	191,268	61,206	17,000	19,195	-	-	288,669	294,606	-2.02%
Diversity and Community	163,584	52,347	11,000	7,275	-	-	234,206	243,781	-3.93%
Internships & Cooperative Education	81,368	26,038	18,877	15,016	-	-	141,299	139,193	1.51%
Bear Experience	43,860	14,035	-	1,750	-	-	59,645	62,804	-5.03%
Centralized Scheduling	-	-	-	17,479	-	-	17,479	17,479	0.00%
Center for Leadership Development	42,656	13,650	-	11,999	-	-	68,305	57,361	19.08%
UCA Food Pantry	-	-	5,000	-	-	-	5,000	5,000	0.00%
IDEAL (Freshman Leadership)	-	-	-	4,432	-	-	4,432	3,729	18.85%
Service & Leadership	-	-	-	3,325	-	-	3,325	47,000	-92.93%
Marketing/Recruiting	-	-	-	600,000	-	-	600,000	600,000	0.00%
Family Day	-	-	-	10,811	-	-	10,811	10,811	0.00%
Student Affairs Operations	-	-	-	113,015	-	-	113,015	15,550	626.78%
Student Support & Resource Center	70,128	22,441	-	3,960	-	-	96,529	91,567	5.42%
SGA Advisers	-	-	-	4,613	-	-	4,613	9,613	-52.01%
Project X	-	-	-	7,975	-	-	7,975	-	100.00%
Veteran Services	45,900	14,688	-	4,000	-	-	64,588	63,400	1.87%
TOTAL STUDENT AFFAIRS	4,322,302	1,383,137	80,877	1,266,661	-	-	7,052,977	6,859,728	2.82%

**UNIVERSITY OF CENTRAL ARKANSAS
OPERATING BUDGET
COMPARATIVE DETAIL FOR FISCAL YEARS 2024 & 2023**

	2023-2024						Oct Rev 2022-2023 Total	% Change Previous Year	
	Salaries	Fringes	GA/Student & Extra Help	Supplies & Services	Capital Equipment	Transfers			TOTAL
INSTITUTIONAL SUPPORT									
Board of Trustees	-	-	-	14,465	2,299	-	16,764	16,764	0.00%
President's Office	621,906	199,010	-	83,040	-	-	903,956	888,268	1.77%
Executive Vice President & Provost	438,778	140,409	11,000	962,409	-	-	1,552,596	1,447,086	7.29%
VP for Finance & Administration	425,905	136,290	-	55,736	-	-	617,931	612,637	0.86%
Division of Student Affairs	356,726	114,152	-	24,000	-	-	494,878	464,326	6.58%
VP for Institutional Advancement	183,270	58,646	-	1,500	-	-	243,416	238,704	1.97%
Chief of Staff	243,173	77,815	-	7,787	-	-	328,775	322,264	2.02%
Associate VP of Institutional Diversity	146,156	46,770	9,000	9,045	-	-	210,971	211,343	-0.18%
Associate VP for Enrollment Management	169,198	54,143	-	-	-	-	223,341	218,988	1.99%
University Marketing/Communications	486,825	155,784	-	84,942	-	-	727,551	825,137	-11.83%
Annual Media Relations	-	-	-	17,479	-	-	17,479	17,479	0.00%
Background Screening	-	-	-	13,029	-	-	13,029	13,029	0.00%
Institutional Research	234,115	74,917	-	22,216	-	-	331,248	316,980	4.50%
Information Technology	2,409,603	771,073	10,000	2,178,604	11,724	-	5,381,004	5,239,347	2.70%
Less Charges/Acad Support & Instruction	-	-	-	(2,690,502)	-	-	(2,690,502)	(2,619,673)	2.70%
Office-Institutional Advancement	885,927	283,497	-	129,833	-	-	1,299,257	1,212,647	7.14%
Budget Office	208,972	66,871	-	3,677	-	-	279,520	341,844	-18.23%
Grants and Contracts Accounting	123,640	39,565	-	624	-	-	163,829	106,618	53.66%
Compliance Office for Fin & Adm	67,100	21,472	-	925	-	-	89,497	87,781	1.95%
Procurement & Travel Services	424,388	135,804	-	10,237	-	-	570,429	560,335	1.80%
Human Resources & Risk Management	642,358	205,555	-	138,726	-	-	986,639	997,866	-1.13%
Employee Service Awards	-	-	-	1,748	-	-	1,748	1,748	0.00%
Internal Auditor	260,786	83,451	-	19,524	-	-	363,761	350,047	3.92%
Student Accounts	300,158	96,051	-	216,392	-	-	612,601	628,844	-2.58%
Financial Accounting	383,006	122,562	-	9,498	-	-	515,066	506,139	1.76%
Inventory	25,802	8,257	-	874	-	-	34,933	33,747	3.51%
Office of Alumni Relations	122,694	39,262	-	40,862	-	-	202,818	200,989	0.91%
Environmental Health & Safety Office	25,500	8,160	-	8,802	-	-	42,462	41,802	1.58%
Campus Mail Service	-	-	-	1,880	-	-	1,880	1,880	0.00%
Staff Senate	-	-	-	3,883	-	-	3,883	3,883	0.00%
Faculty Senate	-	-	-	1,384	-	-	1,384	1,384	0.00%
Faculty Athletic Representative	-	-	-	450	-	-	450	450	0.00%
Institutional Membership	-	-	-	122,000	-	-	122,000	122,000	0.00%
Commencement	2,295	734	-	47,731	-	-	50,760	50,760	0.00%
Legal Counsel & Fees	252,754	80,881	-	11,148	-	-	344,783	338,280	1.92%
Liability Insurance	-	-	-	240,425	-	-	240,425	240,425	0.00%
Accreditation	-	-	-	51,935	-	-	51,935	51,935	0.00%
M&R Warehouse	-	-	-	1,748	-	-	1,748	1,748	0.00%

**UNIVERSITY OF CENTRAL ARKANSAS
OPERATING BUDGET
COMPARATIVE DETAIL FOR FISCAL YEARS 2024 & 2023**

	2023-2024						Oct Rev 2022-2023 Total	% Change Previous Year	
	Salaries	Fringes	GA/Student & Extra Help	Supplies & Services	Capital Equipment	Transfers			TOTAL
INSTITUTIONAL SUPPORT - CONT.									
President's House	-	-	-	5,000	-	-	5,000	5,000	0.00%
Strategic Planning Council	-	-	-	583	-	-	583	583	0.00%
Staff Professional Development	-	-	-	32,045	-	-	32,045	32,045	0.00%
Bad Debt Expense	-	-	-	75,743	-	-	75,743	75,743	0.00%
Credit Card Fees	-	-	-	100,000	-	-	100,000	100,000	0.00%
VP for Finance & Admin Travel	-	-	-	350	-	-	350	350	0.00%
Legal Counsel Travel	-	-	-	1,500	-	-	1,500	1,500	0.00%
Wellness Coordinator	45,900	14,688	-	-	-	-	60,588	60,588	0.00%
Office of Planned Giving	71,400	22,848	-	-	-	-	94,248	92,400	100.00%
UCA Special Events	51,000	16,320	-	3,214	-	-	70,534	62,614	12.65%
Contingency Reserve	864,650	603,504	1,221,406	2,240,810	100,000	-	5,030,370	4,799,892	4.80%
TOTAL INSTITUTIONAL SUPPORT	10,473,985	3,678,491	1,251,406	4,307,301	114,023	-	19,825,206	19,326,546	2.58%
PHYSICAL PLANT									
OPERATION & MAINTENANCE									
Physical Plant Administration	709,375	227,000	-	18,310	-	-	954,685	948,210	0.68%
University Architect	-	-	-	16,254	-	-	16,254	16,254	0.00%
Building Maintenance	1,259,514	403,044	-	331,883	9,195	-	2,003,636	2,035,989	-1.59%
University Police	1,721,399	550,848	-	41,924	3,208	-	2,317,379	2,283,144	1.50%
Custodial Care	1,292,062	413,460	-	497,726	2,299	-	2,205,547	2,034,780	8.39%
Grounds Maintenance	729,161	233,332	-	24,277	2,299	-	989,069	990,619	-0.16%
Physical Plant Reserve	-	-	-	-	-	-	-	3,839	0.00%
Property Insurance	-	-	-	479,660	-	-	479,660	479,660	0.00%
Warehouse	134,382	43,002	-	36,118	-	-	213,502	205,145	4.07%
Moving	145,470	46,550	-	7,051	-	-	199,071	195,307	1.93%
Buses/Shuttle	292,968	93,750	-	35,530	-	-	422,248	412,648	2.33%
E&G Space Rental/Facilities	-	-	-	157,367	-	-	157,367	190,035	-17.19%
PBX	26,288	8,412	-	379,542	-	-	414,242	413,562	0.16%
Motor Pool	122,452	39,185	-	63,479	15,172	-	240,288	225,319	6.64%
Campus Construction Projects	-	-	-	81,569	-	-	81,569	81,569	0.00%
President's House Maintenance	-	-	-	8,740	4,598	-	13,338	13,338	0.00%
120 Elizabeth Guest House	-	-	-	2,914	-	-	2,914	2,914	0.00%
TOTAL OPERATION & MAINTENANCE	6,433,071	2,058,583	-	2,182,344	36,771	-	10,710,769	10,532,332	1.69%
UTILITIES									
District Cooling	-	-	-	70,789	-	-	70,789	70,789	0.00%
Purchased Utilities	-	-	-	2,098,278	-	-	2,098,278	1,917,668	9.42%
TOTAL UTILITIES	-	-	-	2,169,067	-	-	2,169,067	1,988,457	9.08%
TOTAL PHYSICAL PLANT	6,433,071	2,058,583	-	4,351,411	36,771	-	12,879,836	12,520,789	2.87%

UNIVERSITY OF CENTRAL ARKANSAS
OPERATING BUDGET
COMPARATIVE DETAIL FOR FISCAL YEARS 2024 & 2023

	2023-2024						Oct Rev 2022-2023 Total	% Change Previous Year	
	Salaries	Fringes	GA/Student & Extra Help	Supplies & Services	Capital Equipment	Transfers			TOTAL
SCHOLARSHIPS & FEE WAIVERS									
Academic	-	-	-	15,845,066	-	-	15,845,066	15,845,066	0.00%
Band	-	-	-	420,000	-	-	420,000	420,000	0.00%
Choir	-	-	-	145,000	-	-	145,000	145,000	0.00%
Symphony	-	-	-	64,000	-	-	64,000	64,000	0.00%
Keyboard	-	-	-	28,000	-	-	28,000	28,000	0.00%
Applied Music	-	-	-	5,780	-	-	5,780	5,780	0.00%
International Music	-	-	-	34,500	-	-	34,500	34,500	0.00%
Purple Rage	-	-	-	27,300	-	-	27,300	27,300	0.00%
Broadcasting	-	-	-	7,500	-	-	7,500	7,500	0.00%
Theatre	-	-	-	15,000	-	-	15,000	15,000	0.00%
Art	-	-	-	18,200	-	-	18,200	18,200	0.00%
Interior Design	-	-	-	4,200	-	-	4,200	4,200	0.00%
Debate Scholarships	-	-	-	16,000	-	-	16,000	16,000	0.00%
Student Senate	-	-	-	85,000	-	-	85,000	85,000	0.00%
Conway Adult Education Scholarship	-	-	-	3,000	-	-	3,000	3,000	0.00%
Misc Performing Scholarships	-	-	-	423,100	-	-	423,100	423,100	0.00%
Student with Exceptional Circumstance	-	-	-	100,000	-	-	100,000	100,000	0.00%
International Fee Waivers	-	-	-	183,000	-	-	183,000	183,000	0.00%
Scholarship & Fee Waivers Contingency	-	-	-	212,931	-	-	212,931	212,931	0.00%
Misc Scholarships & Fee Waivers	-	-	-	563,704	-	-	563,704	563,704	0.00%
Upward Bound Bridge Scholarships	-	-	-	12,000	-	-	12,000	12,000	0.00%
Out-of-State Fee Waivers Undergrad/Grad	-	-	-	4,893,274	-	-	4,893,274	5,893,274	-16.97%
Mentor Teacher Waivers	-	-	-	19,000	-	-	19,000	19,000	0.00%
International Keyboard	-	-	-	35,000	-	-	35,000	35,000	0.00%
Student Success Challenge Scholarship	-	-	-	150,000	-	-	150,000	150,000	0.00%
Boys/Girls State	-	-	-	10,000	-	-	10,000	10,000	0.00%
Arch Ford Matching Scholarship	-	-	-	48,000	-	-	48,000	48,000	0.00%
Future Leaders	-	-	-	200,000	-	-	200,000	200,000	0.00%
Future Leaders Continuing	-	-	-	200,000	-	-	200,000	200,000	0.00%
TOTAL SCHOLARSHIP/FEE WAIVERS	-	-	-	23,768,555	-	-	23,768,555	24,768,555	-4.04%
FRINGE BENEFITS									
Teacher Retirement Matching	-	975,341	-	-	-	-	975,341	975,341	0.00%
State Retirement Matching	-	1,318,252	-	-	-	-	1,318,252	1,318,252	0.00%
TIAA Matching	-	5,886,000	-	-	-	-	5,886,000	5,816,000	1.20%
Social Security Matching	-	5,633,335	-	-	-	-	5,633,335	5,595,353	0.68%
Unemployment Insurance	-	150,000	-	-	-	-	150,000	150,000	0.00%
Workmen's Compensation	-	195,000	-	-	-	-	195,000	195,000	0.00%
Health Insurance	-	8,451,123	-	-	-	-	8,451,123	8,221,461	2.79%
GAP	-	81,470	-	-	-	-	81,470	81,470	0.00%
Life Insurance	-	65,809	-	-	-	-	65,809	65,809	0.00%
Dental Insurance	-	460,383	-	-	-	-	460,383	460,383	0.00%
Long Term Disability	-	82,309	-	-	-	-	82,309	82,309	0.00%
Athletic Events Admission	-	280,000	-	-	-	-	280,000	280,000	0.00%
Performing Arts Events Admission	-	30,000	-	-	-	-	30,000	30,000	0.00%
Faculty & Staff Fee Waivers	-	1,250,000	-	-	-	-	1,250,000	1,250,000	0.00%
Campus Recreation & Wellness Admin.	-	30,000	-	-	-	-	30,000	30,000	0.00%
Student Health Admin.	-	140,000	-	-	-	-	140,000	100,000	40.00%
Compensated Absences	-	387,186	-	-	-	-	387,186	387,186	0.00%
OPEB Benefits	-	200,000	-	-	-	-	200,000	200,000	0.00%
Less Transfer to E & G & Auxiliary	-	(25,616,208)	-	-	-	-	(25,616,208)	(25,238,564)	1.50%
TOTAL FRINGE BENEFITS	-	-	-	-	-	-	-	-	0.00%

**UNIVERSITY OF CENTRAL ARKANSAS
OPERATING BUDGET
COMPARATIVE DETAIL FOR FISCAL YEARS 2024 & 2023**

	2023-2024						Oct Rev 2022-2023 Total	% Change Previous Year	
	Salaries	Fringes	GA/Student & Extra Help	Supplies & Services	Capital Equipment	Transfers			TOTAL
TOTAL UNRESTRICTED - EDUCATIONAL & GENERAL EXPENDITURES	70,906,823	23,016,999	2,749,901	42,074,505	168,188	-	138,916,416	138,434,398	0.35%
E&G TRANSFERS									
MANDATORY TRANSFERS									
Debt Retirement Funds	-	-	-	-	-	7,313,633	7,313,633	7,312,160	0.02%
R&R-ADHE CCCS	-	-	-	-	-	130,388	130,388	130,388	0.00%
R&R-ADHE IHSB	-	-	-	-	-	220,375	220,375	220,375	0.00%
R&R- Windgate Center	-	-	-	-	-	259,608	259,608	259,608	0.00%
TOTAL MANDATORY TRANSFERS	-	-	-	-	-	7,924,004	7,924,004	7,922,531	0.02%
NON-MANDATORY TRANSFERS									
Athletic Transfer	-	-	-	-	-	3,008,217	3,008,217	2,943,203	2.21%
Auxiliary Transfers	-	-	-	-	-	(844,908)	(844,908)	(854,640)	-1.14%
Federal Work Study Transfers	-	-	-	-	-	(279,720)	(279,720)	(279,720)	0.00%
R&R-Campus Reserve	-	-	-	-	-	-	-	-	0.00%
Unexpended Plant Funds	-	-	-	-	-	(426,957)	(426,957)	(426,957)	0.00%
TOTAL NON-MANDATORY TRANSFERS	-	-	-	-	-	1,456,632	1,456,632	1,381,886	5.41%
TOTAL E&G TRANSFERS	-	-	-	-	-	9,380,636	9,380,636	9,304,417	0.82%
TOTAL UNRESTRICTED - EDUCATIONAL & GENERAL EXPEN & TRANSFERS	70,906,823	23,016,999	2,749,901	42,074,505	168,188	9,380,636	148,297,052	147,738,815	0.38%

UNIVERSITY OF CENTRAL ARKANSAS
OPERATING BUDGET
COMPARATIVE DETAIL FOR FISCAL YEARS 2024 & 2023

EXPENSE DETAIL	2023-2024						Oct Rev 2022-2023 Total	% Change Previous Year	
	Salaries	Fringes	GA/Student & Extra Help	Supplies & Services	Capital Equipment	Transfers			TOTAL
AUXILIARY ENTERPRISES									
ATHLETICS									
Administration	615,198	196,863	63,707	787,061	-	-	1,662,829	1,536,158	8.25%
Sports Information	104,824	33,544	18,000	12,750	5,000	-	174,118	171,438	1.56%
Men's Golf	66,300	21,216	8,000	180,321	-	-	275,837	264,466	4.30%
Football	704,822	225,543	30,000	2,858,852	5,000	-	3,824,217	3,497,407	9.34%
Men's Basketball	284,747	91,119	5,000	931,753	-	-	1,312,619	1,267,064	3.60%
Men's Track & Field/Cross Country	105,570	33,782	15,966	452,208	-	-	607,526	575,306	5.60%
Men's Baseball	171,716	54,949	4,014	516,976	-	-	747,655	713,077	4.85%
Men's Soccer	124,950	39,984	13,000	405,547	-	-	583,481	542,471	7.56%
Strength & Conditioning	49,446	15,823	10,000	19,500	-	-	94,769	93,488	1.37%
Athletic Trainers	100,000	32,000	30,000	39,640	-	-	201,640	89,640	124.94%
Women's Strength Training	31,684	10,139	-	18,400	-	-	60,223	60,223	0.00%
Women's Soccer	106,654	34,129	10,000	390,616	-	-	541,399	516,380	4.85%
Women's Golf	67,100	21,472	8,000	219,414	-	-	315,986	302,763	4.37%
Women's Softball	151,392	48,445	7,000	411,482	-	-	618,319	587,967	5.16%
Women's Volleyball	141,474	45,272	2,000	434,863	-	-	623,609	600,574	3.84%
Women's Basketball	300,000	96,000	17,000	792,866	-	-	1,205,866	1,101,976	9.43%
Women's Track & Field/Cross Country	105,970	33,910	21,000	511,290	-	-	672,170	645,670	4.10%
Women's Tennis	42,840	13,709	5,000	260,737	-	-	322,286	302,531	6.53%
Women's Beach Volleyball	40,800	13,056	-	194,762	-	-	248,618	204,502	21.57%
Cheerleaders	-	-	12,000	12,000	-	-	24,000	37,020	-35.17%
Dance Team	-	-	12,000	6,200	-	-	18,200	27,891	-34.75%
STUNT	40,000	12,800	-	110,700	-	-	163,500	-	100.00%
Athletic Facilities	-	-	-	70,000	-	-	70,000	70,000	0.00%
Stadium	63,834	20,427	22,000	286,705	-	-	392,966	346,359	13.46%
Sky Boxes	-	-	-	4,500	-	-	4,500	4,500	0.00%
Athletic Projects	-	-	-	100,000	-	-	100,000	100,000	0.00%
E&G Transfer	-	-	-	-	-	(3,008,217)	(3,008,217)	(2,943,203)	2.21%
Federal Work Study Transfers	-	-	-	-	-	(126,000)	(126,000)	(126,000)	0.00%
Auxiliary Transfers-Commissions	-	-	-	-	-	(12,000)	(12,000)	(12,000)	0.00%
Auxiliary Transfer-Admin Charge	-	-	-	-	-	(1,630,113)	(1,630,113)	(1,498,049)	8.82%
Auxiliary Transfers-Intra Transfers	-	-	-	-	-	(2,134,447)	(2,134,447)	(1,539,550)	38.64%
Auxiliary Transfers-R&R	-	-	-	-	-	20,008	20,008	20,008	0.00%
Auxiliary Trsf-Athletics Rent to Housing	-	-	-	-	-	54,322	54,322	54,322	0.00%
Debt Retirement/Reserve	-	-	-	-	-	671,688	671,688	673,434	-0.26%
TOTAL ATHLETICS	3,419,321	1,094,182	313,687	10,029,143	10,000	(6,164,759)	8,701,574	8,287,833	4.99%

UNIVERSITY OF CENTRAL ARKANSAS
OPERATING BUDGET
COMPARATIVE DETAIL FOR FISCAL YEARS 2024 & 2023

	2023-2024						TOTAL	Oct Rev 2022-2023 Total	% Change Previous Year
	Salaries	Fringes	GA/Student & Extra Help	Supplies & Services	Capital Equipment	Transfers			
HOUSING									
Housing Office	790,810	253,059	65,793	224,795	-	-	1,334,457	1,329,914	0.34%
Conferences-Camps Rental	-	-	6,000	135,000	-	-	141,000	80,000	76.25%
General Housing Maintenance	1,295,086	414,428	-	300,000	-	-	2,009,514	2,067,097	-2.79%
Residence Life	-	-	-	15,000	-	-	15,000	15,000	0.00%
Housing Retention Initiatives	-	-	-	51,400	-	-	51,400	51,400	0.00%
Short Hall	-	-	15,000	78,165	-	-	93,165	93,165	0.00%
Denney Hall	-	-	15,000	63,170	-	-	78,170	90,170	-13.31%
Arkansas Hall	-	-	30,000	165,850	-	-	195,850	195,850	0.00%
Baridon St Duplexes/Georgetown	-	-	-	44,910	-	-	44,910	37,910	18.46%
Conway Hall	-	-	30,000	119,194	-	-	149,194	149,194	0.00%
State Hall	-	-	40,000	138,410	-	-	178,410	180,410	-1.11%
Carmichael Hall	-	-	-	88,250	-	-	88,250	86,250	2.32%
Hughes Hall	-	-	40,000	138,410	-	-	178,410	180,410	-1.11%
Oak Tree Apts	-	-	-	34,500	-	-	34,500	34,500	0.00%
Bernard Hall	-	-	40,000	128,937	-	-	168,937	170,937	-1.17%
Baridon Hall	-	-	30,000	178,900	-	-	208,900	210,900	-0.95%
New Hall	-	-	33,526	224,550	-	-	258,076	258,667	-0.23%
Farris Hall	-	-	30,000	269,100	-	-	299,100	299,100	0.00%
Bear Hall	-	-	40,000	270,584	-	-	310,584	311,353	-0.25%
321 Western Apts	-	-	-	47,000	-	-	47,000	47,000	0.00%
Torreyson Place Apts	-	-	18,000	229,000	-	-	247,000	230,500	7.16%
BearCard Center	78,332	25,066	3,000	211,225	-	-	317,623	315,231	0.76%
College Square	405,838	129,868	65,000	923,160	-	-	1,523,866	1,521,106	0.18%
Debt Retirement & Transfers	-	-	-	-	-	11,053,555	11,053,555	9,145,934	20.86%
Apartments/Residence Hall Rent Admin Charge	-	-	-	-	-	1,064,894	1,064,894	958,768	11.07%
Federal Work Study Transfer	-	-	-	-	-	(60,793)	(60,793)	(60,793)	0.00%
Bear Village	-	-	50,000	489,540	-	-	539,540	509,540	5.89%
Greek Village	-	-	28,000	149,936	-	-	177,936	189,936	-6.32%
Greek Village II	-	-	-	110,000	-	-	110,000	40,000	175.00%
Donaghey Hall	-	-	25,500	176,600	-	-	202,100	203,600	-0.74%
Stadium Park	-	-	30,000	182,310	-	-	212,310	207,310	2.41%
Bear Village Storm Shelter	-	-	-	25,000	-	-	25,000	25,000	0.00%
TOTAL HOUSING	2,570,066	822,421	634,819	5,212,896	-	12,057,656	21,297,858	19,175,359	11.07%
FOOD SERVICE									
Contract Food Service	18,425	5,896	-	8,600,220	-	-	8,624,541	8,192,154	5.28%
Debt Retirement & Transfers	-	-	-	-	-	1,845,068	1,845,068	1,759,254	4.88%
TOTAL FOOD SERVICE	18,425	5,896	-	8,600,220	-	1,845,068	10,469,609	9,951,408	5.21%

**UNIVERSITY OF CENTRAL ARKANSAS
OPERATING BUDGET
COMPARATIVE DETAIL FOR FISCAL YEARS 2024 & 2023**

	2023-2024						Oct Rev 2022-2023 Total	% Change Previous Year	
	Salaries	Fringes	GA/Student & Extra Help	Supplies & Services	Capital Equipment	Transfers			TOTAL
RONNIE WILLIAMS STUDENT CENTER									
Student Center	525,427	168,137	62,000	271,000	-	-	1,026,564	1,039,777	-1.27%
Debt Retirement & Transfers	-	-	-	-	-	5,032	5,032	2,918	72.45%
UCA Amigo Soccer Cup Challenge	-	-	-	8,400	-	-	8,400	8,400	0.00%
TOTAL RONNIE WILLIAMS STUDENT CENTER	525,427	168,137	62,000	279,400	-	5,032	1,039,996	1,051,095	-1.06%
RADIO STATION	43,955	14,066	-	(58,021)	-	-	-	-	0.00%
FARRIS FIELDS									
Operating Costs	17,609	5,635	24,000	25,498	-	-	72,742	74,028	-1.74%
Debt Retirement & Transfers	-	-	-	-	-	48,145	48,145	47,862	0.59%
TOTAL FARRIS FIELDS	17,609	5,635	24,000	25,498	-	48,145	120,887	121,890	-0.82%
CAMPUS RECREATION & WELLNESS									
Operating Costs	598,847	191,631	87,500	284,498	-	-	1,162,476	1,248,416	-6.88%
Debt Retirement & Transfers	-	-	-	-	-	1,022,528	1,022,528	960,286	6.48%
TOTAL CAMPUS RECREATION & WELLNESS	598,847	191,631	87,500	284,498	-	1,022,528	2,185,004	2,208,702	-1.07%
BOOKSTORE	12,859	4,115	-	63,370	-	270,966	351,310	371,250	-5.37%
STUDENT HEALTH SERVICES									
Operating Costs	836,647	267,727	99,726	199,716	-	-	1,403,816	1,390,793	0.94%
Debt Retirement & Transfers	-	-	-	-	-	116,707	116,707	211,412	-44.80%
TOTAL STUDENT HEALTH SERVICES	836,647	267,727	99,726	199,716	-	116,707	1,520,523	1,602,205	-5.10%
POST OFFICE	79,373	25,399	20,945	18,104	-	(98,821)	45,000	47,440	-5.14%
ACCESS AND SECURITY	-	-	-	180,588	-	395,258	575,846	588,492	-2.15%
TOTAL AUXILIARY ENTERPRISES EXPENSE	8,122,529	2,599,209	1,242,677	24,835,412	10,000	9,497,780	46,307,607	43,405,674	6.69%
TOTAL UNRESTRICTED CURRENT FUND EXPENDITURES & TRANSFERS	79,029,352	25,616,208	3,992,578	66,909,917	178,188	18,878,416	194,604,659	191,144,489	1.81%

Note: Fringes are 32% of salaries plus a \$326,816 fringe reserve for health insurance



UNIVERSITY OF
CENTRAL
ARKANSAS[™]

2023-2024

Salaries

			ACCT CODE	DEPT SALARY	TOTAL SALARY	
PRESIDENT	<u>PRESIDENT'S OFFICE</u>					
	HOUSTON DAVIS	PRESIDENT	620100	370,450		
	JEREMY GILLAM	DIRECTOR OF GOVERNMENTAL AFFAIRS & EXTERNAL RELATIONS	620100	136,605		
	ALICIA CROW	EXECUTIVE ASSISTANT TO THE PRESIDENT	620100	61,597		
	MICHELLE KEPKE	ADMINISTRATIVE & OPERATIONS ASSISTANT	620100	37,454		
					<u>606,106</u>	
	JEREMY GILLAM	CAREER SERVICE	620120	800		
		CHIEF DIVERSITY OFFICER	620115	15,000		
					Total	
					621,906	
		<u>UCA SPECIAL EVENTS</u>				
	JUSTIN HOADLEY	SPECIAL EVENTS COORDINATOR	620100	51,000		
					Total	
					51,000	
		<u>LEGAL COUNSEL & FEES</u>				
	WARREN READNOUR	GENERAL COUNSEL	620100	152,416		
	ADAM ROSE	ASSOCIATE GENERAL COUNSEL/COMPLIANCE OFFICER	620100	98,838		
					<u>251,254</u>	
	WARREN READNOUR	CAREER SERVICE	620120	1,500		
					Total	
				252,754		
	<u>INTERNAL AUDITOR</u>					
LESLIE CODDINGTON	DIRECTOR	620100	117,300			
VACANT	LEAD SENIOR INTERNAL AUDITOR	620100	59,038			
SHANECE HILL	STAFF INTERNAL AUDITOR	620100	42,032			
ALEXANDRIA SALAS	STAFF INTERNAL AUDITOR	620100	41,616			
				<u>259,986</u>		
LESLIE CODDINGTON	CAREER SERVICE	620120	800			
				Total		
				260,786		
				DIVISION TOTAL		
				1,186,446		

			ACCT CODE	DEPT SALARY	TOTAL SALARY
CHIEF OF STAFF	JOHN MERGUE	CAREER SERVICE	620120	1,500	
	MICHAEL SHAW	CAREER SERVICE	620120	1,000	
					10,900
		NON-CLASSIFIED SHIFT DIFFERENTIAL	620122	27,940	
		NON-CLASSIFIED CERTIFICATE PAY	620126	7,270	
		NON-CLASSIFIED OVERTIME	620127	32,145	
			Total		1,721,399
<u>HUMAN RESOURCES & RISK MANAGEMENT</u>					
	BRITNI RUSH	ASSOCIATE VP FOR HUMAN RESOURCES & RISK MANAGEMENT	620100	130,050	
	VACANT	PAYROLL MANAGER	620100	58,140	
	ALEIGHLA WEBB	CLASSIFICATION/COMPENSATION MANAGER	620100	35,592	
	TAYLOR MAY	TOTAL REWARDS MANAGER	620100	61,200	
	DEBRA BAKER	RISK MANAGEMENT & EMPLOYMENT SERVICES MANAGER	620100	52,489	
	SARAH TUTTLE	APPLICANT TRACKING SYSTEM ADMINISTRATOR	620100	39,562	
	VACANT	EMPLOYMENT SERVICES ANALYST	620100	30,974	
	CHANIN SLISZ	PAYROLL ANALYST	260100	33,552	
	LESHA SMITH	ADMINISTRATIVE SERVICE SPECIALIST	620100	28,560	
	LINDSAY CARRUTH	BENEFITS FINANCE ANALYST	620100	33,552	
	ZARIA DUNN	PAYROLL ANALYST	620100	35,592	
	PHILOMENA ALLEN	LEAVE SPECIALIST	620100	33,552	
	KIRTIDA MONPARA	EMPLOYEE BENEFITS ANALYST	620100	35,149	
	VACANT	SENIOR PAYROLL SPECIALIST	620100	32,894	
					640,858
	CHANIN SLISZ	CAREER SERVICE	620120	1,500	
			Total		642,358
<u>WELLNESS COORDINATOR</u>					
	VACANT	EMPLOYEE WELL-BEING PROGRAM MANAGER	620100	45,900	
			Total		45,900
			DIVISION TOTAL		2,652,830

			ACCT CODE	DEPT SALARY	TOTAL SALARY	
EXECUTIVE VP & PROVOST	<u>EXECUTIVE VICE PRESIDENT & PROVOST</u>					
	PATRICIA POULTER	EXECUTIVE VICE PRESIDENT/PROVOST/PROFESSOR	620100	225,923		
	APRIL GUNN	ASSISTANT TO THE EXECUTIVE VICE PRESIDENT AND PROVOST	620100	46,818		
	SUZANNE MASSEY	ACADEMIC SERVICES COORDINATOR	620100	40,347		
	LORI HUDSPETH	MANAGER OF ACADEMIC ADMINISTRATION & BUDGET	620100	73,440		
	ALYSON MCENTIRE	ASSESSMENT RESEARCH ASSOCIATE	620100	48,450		
				<u>434,978</u>		
	APRIL GUNN	CAREER SERVICE	620120	1,500		
	SUZANNE MASSEY	CAREER SERVICE	620120	800		
	LORI HUDSPETH	CAREER SERVICE	620120	1,500		
				<u>3,800</u>		
			Total		438,778	
		<u>BUSINESS COLLABORATIONS</u>				
		CONTINGENCY RESERVE		620930	24,000	
						Total 24,000
	<u>UCA ONLINE</u>					
	ONLINE INSTRUCTION		610750	123,960		
					Total 123,960	
	<u>COMMENCEMENT</u>					
	NON-CLASSIFIED PART-TIME		620115	2,295		
					Total 2,295	
	<u>SUMMER TEACHING SALARIES</u>					
	SUMMER I		610402	1,225,417		
	SUMMER II		610502	711,644		
					Total 1,937,061	
	<u>ASSOCIATE PROVOST</u>					
VACANT	ASSOCIATE PROVOST FOR INSTITUTIONAL EFFECTIVENESS/PROFESSOR		620100	125,494		
KURT BONIECKI	ASSOCIATE PROVOST FOR ACADEMIC SUCCESS/ASSOCIATE PROFESSOR		620100	142,800		
				<u>268,294</u>		
					Total 268,294	
	<u>ASSESSMENT & GENERAL EDUCATION</u>					
JACOB HELD	ASSISTANT PROVOST FOR ASSESSMENT & GENERAL EDUCATION/PROFESSOR		620100	111,323		
					Total 111,323	
	<u>CENTER FOR EXCELLENCE IN TEACHING & ACADEMIC LEADERSHIP</u>					
AMY HAWKINS	ASSISTANT PROVOST FOR TEACHING & ACADEMIC LEADERSHIP/ASSOCIATE PROFESSOR		620100	104,040		
JESSICA UNDERWOOD	INSTRUCTIONAL DESIGNER		620100	56,570		
LETICIA DE LA GARZA	INSTRUCTIONAL DESIGNER		620100	56,100		
VICKI PARISH	INSTRUCTIONAL DESIGNER		620100	54,933		
				<u>271,643</u>		

			ACCT CODE	DEPT SALARY	TOTAL SALARY
EXECUTIVE VP & PROVOST	JESSICA UNDERWOOD	CAREER SERVICE	620120	800	
	VICKI PARISH	CAREER SERVICE	620120	800	
				<u>1,600</u>	
			Total		273,243
<u>UNIVERSITY TESTING</u>					
	COURTNEY DYCUS	DIRECTOR	620100	61,095	
	CARRIE JOINER	PROGRAM COORDINATOR	620100	<u>31,954</u>	
				93,049	
	COURTNEY DYCUS	CAREER SERVICE	620120	800	
			Total		93,849
<u>TORREYSON LIBRARY</u>					
<u>BASE SALARY DOES NOT INCLUDE SHIFT</u>					
	RODNEY LIPPARD	DIRECTOR OF LIBRARY	620100	112,200	
	NEW POSITION	ARCHIVES	620100	62,500	
	JOANNA WARREN	ASSISTANT LIBRARIAN/ASSISTANT PROFESSOR	620100	53,161	
	ELIZABETH DIPRINCE	ASSISTANT LIBRARIAN/LECTURER II	620100	52,020	
	AMBER WILSON	ASSISTANT LIBRARIAN/ASSOCIATE PROFESSOR	620100	56,548	
	RENEE LEBEAU-FORD	ASSISTANT LIBRARIAN/ASSISTANT PROFESSOR	620100	59,165	
	CHRISTINA KARAFIT	ASSISTANT LIBRARIAN/LECTURER II	620100	49,232	
	JESSICA RIEDMUELLER	ASSISTANT LIBRARIAN/ASSOCIATE PROFESSOR	620100	58,261	
	VACANT	ASSISTANT LIBRARIAN/LECTURER I	620100	43,594	
	JONATHAN CALVERY	FISCAL SUPPORT ANALYST	620100	30,433	
	VACANT	LIBRARY TECHNICIAN-CATALOGING	620100	23,880	
	KELLY RAMSEY	LIBRARY TECHNICIAN	620100	24,358	
	VELORIA HUNT	LIBRARY TECHNICIAN	620100	24,358	
	MORIA JONES	LIBRARY TECHNICIAN	620100	25,575	
	LEETTA BREWER	LIBRARY TECHNICIAN	620100	31,016	
	ERIN MORAVEC	LIBRARY TECHNICIAN FOR COMPUTER SUPPORT	620100	24,358	
	EMILY CARTWRIGHT	LIBRARY TECHNICIAN	620100	24,358	
	VACANT	LIBRARY TECHNICIAN	620100	23,880	
	BABERELY WATERS	LIBRARY TECHNICIAN	620100	25,575	
	JACOB HILLMAN	LIBRARY TECHNICIAN-MUSIC	620100	24,358	
	DANIELLE KRAUS	LIBRARY SUPERVISOR	620100	30,738	
	KRISTI ROMINE	LIBRARY SUPERVISOR	620100	30,738	
	GABRIELLE NEAFSEY WROTEN	LIBRARY SUPERVISOR FOR COMPUTER SUPPORT	620100	30,433	
	KAREN PRUNEDA	LIBRARY SUPERVISOR	620100	30,738	
	ALEXIS SHAW	ADMINISTRATIVE SPECIALIST III	620100	26,793	
	ERIC FULTON	ADMINISTRATIVE SPECIALIST II	620100	<u>26,288</u>	
				1,004,558	
	MORIA JONES	CAREER SERVICE	620120	1,000	
	LEETTA BREWER	CAREER SERVICE	620120	1,500	
	BABERELY WATERS	CAREER SERVICE	620120	1,000	
	KRISTI ROMINE	CAREER SERVICE	620120	<u>800</u>	
				4,300	
		NON-CLASSIFIED SHIFT DIFFERENTIAL	620122	2,500	
			Total		1,011,358

		ACCT CODE	DEPT SALARY	TOTAL SALARY
EXECUTIVE VP & PROVOST	<u>LIBRARY 24/5 PROJECT</u>			
	BOBBY MIDDLETON	LIBRARY SUPERVISOR FOR OVERNIGHT SHIFT	620100	30,433
	DANIEL KLOTZ	LIBRARY SUPERVISOR OF ARCHIVES	620100	34,832
	AMBER GUYETTE	LIBRARY TECHNICIAN	620100	24,358
	KRISTINA SCROGGINS-GILBREATH	LIBRARY TECHNICIAN	620100	24,358
	VACANT	LIBRARY TECHNICIAN	620100	23,880
	ANGELA MUSTAPHA	LIBRARY TECHNICIAN	620100	24,358
	BEYONCE FOSTER	LIBRARY TECHNICIAN	620100	24,358
	CODY ROBINSON	LIBRARY TECHNICIAN	620100	24,358
	CHRISTOPHER PAGLIANITE	LIBRARY TECHNICIAN	620100	24,358
	SHELBEA GENTRY	LIBRARY TECHNICIAN	620100	<u>24,358</u>
				259,651
	DANIEL KLOTZ	CAREER SERVICE	620120	1,000
	NON-CLASSIFIED SHIFT DIFFERENTIAL	620122	11,956	
		Total	272,607	
	<u>EXPERIENTIAL & COMMUNITY ENGAGED LEARNING</u>			
LESLEY GRAYBEAL	DIRECTOR OF SERVICE-LEARNING	620100	55,040	
		Total	55,040	
	<u>CENTER FOR COMMUNITY AND ECONOMIC DEVELOPMENT</u>			
SHELBY FIEGEL	DIRECTOR OF CCED	620100	67,626	
ABAYI IBRO AYOUBA	CCED ASSISTANT DIRECTOR	620100	46,818	
MICHAEL HUDSON	PROJECT COORDINATOR	620100	<u>33,293</u>	
			147,737	
	NON-CLASSIFIED PART-TIME	620115	255	
		Total	147,992	
	<u>INSTITUTIONAL RESEARCH</u>			
AMBER HALL	DIRECTOR	620100	105,570	
KRISTIN HEFFINGTON	SENIOR RESEARCH ASSOCIATE	620100	65,545	
REBECCA AGYEI	RESEARCH ASSOCIATE	620100	<u>61,200</u>	
			232,315	
AMBER HALL	CAREER SERVICE	620120	1,000	
KRISTIN HEFFINGTON	CAREER SERVICE	620120	<u>800</u>	
			1,800	
		Total	234,115	
	<u>DEAN/BUSINESS</u>			
MICHAEL HARGIS	ACADEMIC DEAN/PROFESSOR	620100	196,903	
LACI LYONS	ASSOCIATE DEAN/ASSOCIATE PROFESSOR	620100	71,469	142,938
BETTY MORROW	PROJECT & COMMUNICATIONS COORDINATOR	620100	41,208	
NEW POSITION	DIRECTOR/PROJECT MANAGER	620100	65,000	
JAIME BRIGGS	SENIOR DIRECTOR OF DEVELOPMENT	620100	35,686	72,828
DEANNA ABREGO	ADMINISTRATIVE SPECIALIST III	620100	31,002	
KIMBERLY KNIGHT	ADMINISTRATIVE SPECIALIST III	620100	<u>26,288</u>	
			467,556	

			ACCT CODE	DEPT SALARY	TOTAL SALARY
EXECUTIVE VP & PROVOST	DEANNA ABREGO	CAREER SERVICE	620120	800	
			Total	468,356	
	<u>AACSB SUPPORT</u>				
		NON-CLASSIFIED PART-TIME	620115	19,466	
			Total	19,466	
	<u>ACCOUNTING</u>				
	STEPHANIE WATSON	DEPARTMENT CHAIR/PROFESSOR	620100	74,004	
	VACANT	ADMINISTRATIVE SPECIALIST II	620100	25,773	
				99,777	
	STEPHANIE WATSON	DEPARTMENT CHAIR/PROFESSOR	610200	74,003	
	CONNIE MCKNIGHT	ASSOCIATE PROFESSOR	610300	121,957	
	ANTHONY MCMULLEN	ASSOCIATE PROFESSOR	610300	84,626	
	KAREN OXNER	ASSOCIATE PROFESSOR	610300	126,007	
	ASHLEY PHILLIPS	ASSOCIATE PROFESSOR	610300	116,070	
	MENGYU MA	ASSISTANT PROFESSOR	610300	119,646	
	RYAN CATING	ASSISTANT PROFESSOR	610300	117,300	
	JING FANG	ASSISTANT PROFESSOR	610300	117,300	
	VACANT	ASSISTANT PROFESSOR	610300	115,000	
	LAURA YOUNG	SENIOR LECTURER	610300	103,458	
	LUKE FERGUSON	LECTURER I	610300	75,000	
	SHERELLE LEE	LECTURER I	610300	70,000	
				1,166,364	
			Total	1,340,144	
	<u>ECONOMICS</u>				
	THOMAS SNYDER	DEPARTMENT CHAIR/PROFESSOR	620100	70,495	
	MINTHA MILLS	ADMINISTRATIVE SPECIALIST II	620100	26,288	
				96,783	
	MINTHA MILLS	CAREER SERVICE	620120	1,000	
	THOMAS SNYDER	DEPARTMENT CHAIR/PROFESSOR	610200	70,495	
	JOSEPH MCGARRITY	PROFESSOR	610300	104,255	
	MIKE CASEY	PROFESSOR	610300	132,412	
	LING HE	PROFESSOR	610300	129,637	
	WEICI YUAN	ASSOCIATE PROFESSOR	610300	94,739	
	TAMMY ROGERS	ASSOCIATE PROFESSOR	610300	120,842	
	JEREMY HORPEDAHL	ASSOCIATE PROFESSOR	610300	99,272	
	HAIBO YAO	ASSISTANT PROFESSOR	610300	117,690	
	YILING DENG	ASSISTANT PROFESSOR	610300	117,690	
	HANNAH MUSSO	ASSISTANT PROFESSOR	610300	114,538	
	MAVUTO KALULU	ASSISTANT PROFESSOR	610300	89,318	
	COLLIN HODGES	ASSISTANT PROFESSOR	610300	89,318	
	XUECHEN GAO	ASSISTANT PROFESSOR	610300	114,538	
	HUIQIONG DUAN	ASSISTANT PROFESSOR	610300	89,318	
	VACANT	LECTURER I/DIRECTOR OF THE CENTER FOR INSURANCE & RISK MANAGEMENT	610300	108,000	
	JACOB BUNDRICK	LECTURER I	610300	63,048	
				1,584,615	
			Total	1,752,893	

			ACCT CODE	DEPT SALARY	TOTAL SALARY
EXECUTIVE VP & PROVOST	<u>MARKETING/MANAGEMENT</u>				
	TRACY SUTER	DEPARTMENT CHAIR/ASSOCIATE PROFESSOR	620100	71,247	
	AMANDA CRAIG	ADMINISTRATIVE SPECIALIST II	620100	26,288	
				<u>97,535</u>	
	TRACY SUTER	DEPARTMENT CHAIR/ASSOCIATE PROFESSOR	610200	71,246	
	LACI LYONS	ASSOCIATE PROFESSOR/ASSOCIATE DEAN	610200	71,468	142,938
				<u>142,714</u>	
	ALEXANDER CHEN	PROFESSOR	610300	103,684	
	DOUG VOSS	PROFESSOR	610300	113,426	
	DAVID KIM	PROFESSOR	610300	108,107	
	VACANT	PROFESSOR	610300	105,000	
	JOE CANGELOSI	PROFESSOR	610300	118,890	
	DAVID MCCALMAN	ASSOCIATE PROFESSOR	610300	107,151	
	BENJAMIN GARNER	ASSOCIATE PROFESSOR	610300	105,060	
	VACANT	ASSOCIATE PROFESSOR	610300	82,000	
	RON DUGGINS	ASSOCIATE PROFESSOR	610300	107,432	
	SUSAN MYERS	ASSOCIATE PROFESSOR	610300	113,102	
	MING LI	ASSISTANT PROFESSOR	610300	107,528	
	BENJAMIN BRITTON	ASSISTANT PROFESSOR	610300	107,100	
	JIHOON JHANG	ASSISTANT PROFESSOR	610300	105,060	
	CHRIS TUGGLE	ASSISTANT PROFESSOR	610300	104,040	
	JAMILA MAXIE	ASSISTANT PROFESSOR	610300	107,100	
	STEVEN SCHLACHTER	ASSISTANT PROFESSOR	610300	105,080	
	MARSHA CARSON	SENIOR LECTURER	610300	62,725	
	VACANT	LECTURER I	610300	62,000	
	MICHAEL CROSS	LECTURER I	610300	53,355	
				<u>1,877,840</u>	
			Total	2,118,089	
	<u>COMPUTER INFORMATION SYSTEMS & ANALYTICS</u>				
	GEOFFREY HILL	INTERIM DEPARTMENT CHAIR/ASSOCIATE PROFESSOR	620100	73,245	
	CARLA BARBER	LECTURER II	620100	53,172	
	LAURA THOMAS	ADMINISTRATIVE SPECIALIST II	620100	26,288	
				<u>152,705</u>	
	GEOFFREY HILL	INTERIM DEPARTMENT CHAIR/ASSOCIATE PROFESSOR	610200	73,244	
	MARK MCMURTREY	PROFESSOR/MBA DIRECTOR	610200	71,460	142,919
	CARLA BARBER	LECTURER II	610200	17,725	
				<u>162,429</u>	
	VACANT	PROFESSOR	610300	100,000	
	JAMES DOWNEY	PROFESSOR	610300	118,866	
	KAYE MCKINZIE	ASSOCIATE PROFESSOR	610300	104,705	
	MICHAEL ELLIS	ASSOCIATE PROFESSOR	610300	104,238	
	BRIGID APPIAH OTOO	ASSISTANT PROFESSOR	610300	100,470	
	SAMIRA NICHOLS	ASSISTANT PROFESSOR	610300	100,470	
	KEVIN CASEY	ASSISTANT PROFESSOR	610300	101,959	
	JOSEPH THOMAS	ASSISTANT PROFESSOR	610300	101,928	
	SUSAN SHAW	LECTURER I	610300	53,591	
				<u>886,227</u>	
			Total	1,201,361	

			ACCT CODE	DEPT SALARY	TOTAL SALARY
EXECUTIVE VP & PROVOST	<u>MASTER BUSINESS ADMINISTRATION</u>				
	MARK MCMURTREY	MBA DIRECTOR/PROFESSOR	620100	71,459	142,919
			Total	71,459	
	<u>DEAN/EDUCATION</u>				
	VICTORIA GROVES-SCOTT	ACADEMIC DEAN/PROFESSOR	620100	163,703	
	MICHAEL MILLS	ASSOCIATE DEAN/ASSOCIATE PROFESSOR	620100	53,581	107,161
	MOLLIE HENAGER SEMINARIO	DIRECTOR OF DEVELOPMENT/FOUNDATION RELATIONS	620100	28,988	59,160
	BARBARA ROBINSON	ADMINISTRATIVE SPECIALIST III	620100	29,606	
	TYLER BROTT	ADMINISTRATIVE SPECIALIST III	620100	<u>35,700</u>	
				311,578	
	BARBARA ROBINSON	CAREER SERVICE	620120	1,200	
			Total	312,778	
	<u>NCATE</u>				
		NON-CLASSIFIED PART-TIME	620115	6,148	
			Total	6,148	
	<u>DEPARTMENT OF ELEMENTARY, LITERACY AND SPECIAL EDUCATION</u>				
	JANET FILER	DEPARTMENT CHAIR/ASSOCIATE PROFESSOR	620100	47,980	
	ANITA HERRING	ADMINISTRATIVE SPECIALIST III	620100	29,863	
	VACANT	ADMINISTRATIVE SPECIALIST II	620100	<u>23,880</u>	
				101,723	
	ANITA HERRING	CAREER SERVICE	620120	1,500	
	JANET FILER	DEPARTMENT CHAIR/ASSOCIATE PROFESSOR	610200	47,980	
	PATRICIA KOHLER	PROFESSOR	610300	77,394	
	SHOUDONG FENG	ASSOCIATE PROFESSOR	610300	66,460	
	KEITH LENZ	ASSOCIATE PROFESSOR	610300	69,327	
	AMY THOMPSON	ASSISTANT PROFESSOR	610300	59,712	
	VACANT	ASSISTANT PROFESSOR	610300	56,000	
	STEFANIE SORBET	ASSISTANT PROFESSOR	610300	58,845	
	SUSAN PERRY	ASSISTANT PROFESSOR	610300	58,262	
	DEANNA RICE	ASSISTANT PROFESSOR	610300	58,262	
	VACANT	CLINICAL INSTRUCTOR I	610300	42,000	
	NEW POSITION	CLINICAL INSTRUCTOR I	610300	42,000	
	CATHERINE MILLER	CLINICAL INSTRUCTOR I	610300	44,217	
	BRANDY WALTHALL	CLINICAL INSTRUCTOR I	610300	47,286	
	LISA HERRINGTON	SENIOR CLINICAL INSTRUCTOR	610300	56,326	
	VACANT	STEM MASTER TEACHER/CLINICAL INSTRUCTOR I	610300	52,000	
	DONNA CAIN	SENIOR CLINICAL INSTRUCTOR	610300	56,845	
	JAMIE DALLAS	CLINICAL INSTRUCTOR/CSC DIRECTOR	610300	46,757	
	TRACIE RUSHING	LECTURER I	610300	<u>44,830</u>	
				936,523	
		NON-CLASSIFIED PART-TIME	620115	2,157	
			Total	1,089,883	

			ACCT CODE	DEPT SALARY	TOTAL SALARY
EXECUTIVE VP & PROVOST	<u>MASHBURN INSTITUTE</u>	NON-CLASSIFIED SALARIES	620100	20,000	
		NON-CLASSIFIED PART-TIME	620115	4,250	
		Total		24,250	
	<u>CHILD STUDY CENTER</u>				
	MEGAN FOTIOO	DIRECTOR/TEACHER	620100	46,206	
	EMILY PENNINGTON	PRESCHOOL TEACHER	620100	33,660	
	REGNIA HITE	PRESCHOOL TEACHER	620100	<u>34,467</u>	
				114,333	
		Total		114,333	
	<u>TEACHING AND LEARNING</u>				
	DEBORAH DAILEY	DEPARTMENT CHAIR/ASSOCIATE PROFESSOR	620100	45,257	
	SUSAN SUITS	ADMINISTRATIVE SPECIALIST II	620100	<u>26,288</u>	
				71,545	
	SUSAN SUITS	CAREER SERVICE	620120	1,000	
	DEBORAH DAILEY	DEPARTMENT CHAIR/ASSOCIATE PROFESSOR	610200	45,257	
	MICHAEL MILLS	ASSOCIATE PROFESSOR/ASSOCIATE DEAN	610200	<u>53,581</u>	107,161
				98,838	
	JEFFERY WHITTINGHAM	PROFESSOR	610300	76,416	
	TAMMY BENSON	PROFESSOR	610300	83,727	
	DONNA WAKE	PROFESSOR	610300	72,548	
	ALICIA COTABISH	PROFESSOR	610300	72,968	
	RACHELLE MILLER	ASSOCIATE PROFESSOR	610300	64,868	
	NYKELA JACKSON	ASSOCIATE PROFESSOR	610300	64,446	
	JASON TRUMBLE	ASSOCIATE PROFESSOR	610300	63,764	
	VINCENT PRICE	ASSISTANT PROFESSOR	610300	57,120	
	JESSICA HERRING	ASSISTANT PROFESSOR	610300	57,120	
	CRYSTAL VOEGELE	CLINICAL INSTRUCTOR II	610300	47,512	
	MICHELLE BUCHANAN	STEM MASTER TEACHER/CLINICAL INSTRUCTOR II	610300	57,540	
	STEVEN WARD	SENIOR CLINICAL INSTRUCTOR	610300	59,227	
	VACANT	CLINICAL INSTRUCTOR I	610300	42,000	
	VACANT	CLINICAL INSTRUCTOR I	610300	42,000	
	TEKYESHA ANDERSON	CLINICAL INSTRUCTOR I	610300	46,256	
	SUNNY STYLES-FOSTER	CLINICAL INSTRUCTOR II	610300	<u>52,493</u>	
				960,005	
		NON-CLASSIFIED PART-TIME	620115	3,907	
		Total		1,135,295	
	<u>CANDIDATE SERVICES & FIELD EXPERIENCE</u>				
	GARY BUNN	DIRECTOR	620100	82,408	
	CHERIE PEARSON	ADMINISTRATIVE SPECIALIST III	620100	<u>27,540</u>	
				109,948	
		NON-CLASSIFIED PART-TIME	620115	10,000	
		Total		119,948	

			ACCT CODE	DEPT SALARY	TOTAL SALARY
EXECUTIVE VP & PROVOST	<u>TECHNOLOGY LEARNING CENTER</u>	DIRECTOR	620100	42,656	
	ASHLEY COOKSEY	PROJECT/PROGRAM SPECIALIST	620100	<u>38,396</u>	81,052
	MELISSA EARLS				
	MELISSA EARLS	CAREER SERVICE	620120	1,000	
			Total		82,052
	<u>LEADERSHIP STUDIES</u>				
	LOUIS NADELSON	DEPARTMENT CHAIR/PROFESSOR	620100	49,742	
	DARLA ESCAMILLA	ADMINISTRATIVE SPECIALIST II	620100	<u>26,288</u>	76,030
	LOUIS NADELSON	DEPARTMENT CHAIR/PROFESSOR	610200	49,741	
	RHONDA MCCLELLAN	PROFESSOR	610300	103,153	
	VALERIE COUTURE	ASSOCIATE PROFESSOR	610300	70,443	
	ODUNOLA OYENIYI	ASSISTANT PROFESSOR	610300	58,262	
	VACANT	ASSISTANT PROFESSOR	610300	56,000	
	EVAN FAIDLEY	ASSISTANT PROFESSOR	610300	56,000	
	ALLISON FREED	ASSISTANT PROFESSOR	610300	67,711	
	STACEY LOYLES	ASSISTANT PROFESSOR	610300	63,048	
	THOMAS BRUICK	ASSISTANT PROFESSOR	610300	58,835	
	ERIN SHAW	ASSISTANT PROFESSOR/PROGRAM COORDINATOR	610300	64,505	
	NATHAN WHITE	ASSISTANT PROFESSOR	610300	69,134	
	CHARLOTTE PARHAM	ASSISTANT PROFESSOR	610300	60,947	
	STEPHANIE BEST	CLINICAL INSTRUCTOR I	610300	<u>42,000</u>	770,038
		NON-CLASSIFIED PART-TIME	620115	2,684	
			Total		898,493
	<u>DEPARTMENT OF STUDENT TRANSITIONS</u>				
	LESLIE GOMES	DEPARTMENT CHAIR/LECTURER II	620100	35,613	
	VACANT	ADMINISTRATIVE SPECIALIST III	620100	<u>27,581</u>	63,194
	LESLIE GOMES	DEPARTMENT CHAIR/LECTURER II	610200	35,613	
	KEITH PACHLHOFER	SENIOR LECTURER	610300	49,489	
	LISA CHRISTMAN	SENIOR LECTURER	610300	50,109	
	RON NOVY	SENIOR LECTURER	610300	54,480	
	SHANNON JOHNSON	SENIOR LECTURER	610300	48,833	
	AMY BALDWIN	SENIOR LECTURER	610300	55,215	
	AMANDA MARTIN	SENIOR LECTURER	610300	49,711	
	REBECCA BOGOSLAVSKY	LECTURER II	610300	45,639	
	VACANT	LECTURER I	610300	41,000	
	DRU SANDERS	LECTURER I	610300	<u>43,083</u>	437,559
			Total		536,366

			ACCT CODE	DEPT SALARY	TOTAL SALARY
EXECUTIVE VP & PROVOST	<u>DEAN/HEALTH & BEHAVIORAL SCIENCES</u>				
	NANCY REESE	ACADEMIC DEAN/PROFESSOR	620100	174,787	
	DARSHON REED	ASSOCIATE DEAN/ASSOCIATE PROFESSOR	620100	52,530	105,060
	MORGAN DRAYTON	DIRECTOR OF DEVELOPMENT	620100	6,977	59,160
	VACANT	ADMINISTRATIVE SPECIALIST III	620100	40,000	
				<u>274,294</u>	
		Total		274,294	
	<u>INTERPROFESSIONAL TEACHING CLINIC</u>				
	CHAD LAIRAMORE	ASSOCIATE DEAN FOR INTERPROFESSIONAL EDUCATION & COMMUNITY ENGAGEMENT	620100	132,600	
	TEILENA KEATHLEY	ITC MANAGER	620100	40,800	
				<u>173,400</u>	
	CHAD LAIRAMORE	CAREER SERVICE	620120	800	
		Total		174,200	
	<u>DEPARTMENT OF NUTRITION & FAMILY SCIENCES</u>				
	NINA ROOFE	DEPARTMENT CHAIR/PROFESSOR	620100	54,094	
	RACHEL BISHOP	ADMINISTRATIVE SPECIALIST II	620100	26,288	
				<u>80,382</u>	
	NINA ROOFE	DEPARTMENT CHAIR/PROFESSOR	610200	54,094	
	JOANNA CUPP	ASSISTANT PROFESSOR	610200	72,080	
				<u>126,174</u>	
	JERRY MAYO	ASSOCIATE PROFESSOR	610300	66,468	
	ALICIA LANDRY	ASSOCIATE PROFESSOR	610300	65,628	
	KIMBERLEY SARTAIN	ASSISTANT PROFESSOR	610300	57,222	
	KATHRYN CARROLL	ASSISTANT PROFESSOR	610300	57,794	
	REBEKAH LUONG	CLINICAL INSTRUCTOR I	610300	49,387	
	KHANDRA FAULKNER	CLINICAL INSTRUCTOR I	610300	48,899	
	CHERYL MASSEY	CLINICAL INSTRUCTOR I	610300	51,000	
	LAURA MEEK	CLINICAL INSTRUCTOR I	610300	49,387	
	STEPHANIE ALSBROOK	CLINICAL INSTRUCTOR I	610300	47,940	
				<u>493,725</u>	
		Total		700,281	
	<u>HEALTH SCIENCES</u>				
	DENISE DEMERS	DEPARTMENT CHAIR/ASSOCIATE PROFESSOR	620100	51,000	
	LYNDSAY HOCKADAY	ADMINISTRATIVE PROGRAM COORDINATOR	620100	38,250	
				<u>89,250</u>	
	DENISE DEMERS	DEPARTMENT CHAIR/ASSOCIATE PROFESSOR	610200	51,000	
	JACQUELINE RAINEY	PROFESSOR	610300	90,352	
	BETTY HUBBARD	PROFESSOR	610300	81,204	
	HEATHER HUDSON	ASSOCIATE PROFESSOR	610300	63,149	
	ANITA SEGO	ASSOCIATE PROFESSOR	610300	58,262	
	DUSTON MORRIS	ASSOCIATE PROFESSOR	610300	63,767	
	KRISTY JAMERSON	ASSISTANT PROFESSOR	610300	54,000	
	STEPHANIE ROSE	ASSISTANT PROFESSOR	610300	54,047	
	DEEDRA SMITH	CLINICAL INSTRUCTOR I	610300	49,538	

			ACCT CODE	DEPT SALARY	TOTAL SALARY
EXECUTIVE VP & PROVOST	TISHA JENKINS	CLINICAL INSTRUCTOR I	610300	46,206	
	CARLA GILBREATH	CLINICAL INSTRUCTOR II	610300	52,074	
	VACANT	CLINICAL INSTRUCTOR I	610300	46,856	
				<u>659,455</u>	
		Total		799,705	
<u>EXERCISE & SPORT SCIENCE</u>					
	VACANT	DEPARTMENT CHAIR/PROFESSOR	620100	54,936	
	ASHLEY RIBA	OFFICE MANAGER	620100	33,150	
				<u>88,086</u>	
	VACANT	DEPARTMENT CHAIR/PROFESSOR	610200	54,936	
	CHARLES HERVEY	CLINICAL INSTRUCTOR I	610200	72,927	
	DAVID STRICKLAND	CLINICAL INSTRUCTOR II/ATHLETIC TRAINER	610200	65,337	
	JORDYN TROY	CLINICAL INSTRUCTOR I	610200	59,585	
				<u>252,785</u>	
	MICHAEL GALLAGHER	ASSOCIATE PROFESSOR	610300	66,481	
	ADAM BRUENGER	ASSOCIATE PROFESSOR	610300	68,641	
	HYUNG LEE	ASSOCIATE PROFESSOR	610300	63,420	
	THOMAS LOWDER	ASSOCIATE PROFESSOR	610300	62,741	
	VACANT	ASSISTANT PROFESSOR	610300	56,000	
	HAN KIM	ASSISTANT PROFESSOR	610300	57,120	
	ELIZABETH ELDRIDGE SESSUM	CLINICAL INSTRUCTOR I	610300	52,601	
	ELLEN EPPING	CLINICAL INSTRUCTOR II	610300	73,570	
	JASON CARRUTH	CLINICAL INSTRUCTOR I	610300	51,000	
	AARON SMITH	CLINICAL INSTRUCTOR I/ATHLETIC TRAINER	610300	54,620	
	SEAN ENGLE	CLINICAL INSTRUCTOR I	610300	47,996	
	VACANT	CLINICAL INSTRUCTOR I/ATHLETIC TRAINER	610300	50,000	
	VACANT	CLINICAL INSTRUCTOR/ATHLETIC TRAINER	610300	51,000	
	KIMBERLY ESKOLA	SENIOR CLINICAL INSTRUCTOR	610300	55,079	
				<u>810,269</u>	
		Total		1,151,140	
<u>SCHOOL OF NURSING</u>					
	SUSAN GATTO	DEPARTMENT CHAIR/PROFESSOR	620100	61,608	
	SARAH LUYET	SIMULATION OPERATIONS SPECIALIST	620100	51,000	
	WINDY LOWDER	SIMULATION CENTER TECHNICIAN	620100	35,700	
	TIFFANY HALL	SIMULATION CENTER TECHNICIAN	620100	35,700	
	CANDICE ASHCRAFT	BUDGET/OFFICE MANAGER	620100	36,720	
	TACHIA AWBREY	EDUCATION COUNSELOR	620100	38,874	
	JULIE INGRAM	EDUCATION COUNSELOR	620100	40,290	
	TAYLOR NARDI	EDUCATION COUNSELOR	620100	36,990	
	EMMA JOHNSON	ADMINISTRATIVE SPECIALIST III	620100	26,288	
	RAEHEL ELLIFF	ADMINISTRATIVE SPECIALIST III	620100	26,288	
				<u>389,458</u>	
	TACHIA AWBREY	CAREER SERVICE	620120	800	
	SUSAN GATTO	DEPARTMENT CHAIR/PROFESSOR	610200	61,607	
	PAMELA ASHCRAFT	PROFESSOR	610300	78,010	
	JULIE MEAUX	PROFESSOR	610300	82,235	
	KERRY JORDAN	ASSOCIATE PROFESSOR	610300	74,080	
	LAURA GILLIS	ASSISTANT PROFESSOR	610300	66,726	
	SANDRA NADELSON	ASSISTANT PROFESSOR	610300	66,726	

			ACCT CODE	DEPT SALARY	TOTAL SALARY
EXECUTIVE VP & PROVOST	STACY HARRIS	ASSISTANT PROFESSOR	610300	70,393	
	HOLLY LANGSTER	ASSISTANT PROFESSOR	610300	66,065	
	TIFFANY EPPERSON	ASSISTANT PROFESSOR	610300	66,300	
	LEIGH SNEAD	ASSISTANT PROFESSOR	610300	66,300	
	LAURA HALL	ASSISTANT PROFESSOR	610300	69,060	
	ERIN GARRETT	CLINICAL INSTRUCTOR II/SIMULATION QUALITY MANAGER	610300	68,850	
	TRACI ELLIFF	CLINICAL INSTRUCTOR II	610300	65,313	
	VACANT	CLINICAL INSTRUCTOR I	610300	59,370	
	VACANT	CLINICAL INSTRUCTOR I	610300	57,000	
	JESSACA HOPE	CLINICAL INSTRUCTOR I	610300	65,280	
	ELIZABETH GARTMAN	CLINICAL INSTRUCTOR I	610300	59,370	
	JANET FLETCHER	CLINICAL INSTRUCTOR I	610300	59,303	
	REBECCA GRAY	CLINICAL INSTRUCTOR I	610300	59,370	
	KELLY QUINN	CLINICAL INSTRUCTOR II	610300	63,345	
	MEGAN MOIX	CLINICAL INSTRUCTOR I	610300	59,160	
	LESLIE BLACKWELL	CLINICAL INSTRUCTOR I	610300	58,783	
	VACANT	CLINICAL INSTRUCTOR I	610300	58,000	
	VACANT	CLINICAL INSTRUCTOR I	610300	58,140	
EMILY WARD	CLINICAL INSTRUCTOR I	610300	59,370		
MYRA GRANTHAM	CLINICAL INSTRUCTOR II	610300	63,531		
				<u>1,620,080</u>	
			Total	2,071,945	
<u>OCCUPATIONAL THERAPY</u>					
TINA MANKEY	DEPARTMENT CHAIR/PROFESSOR	620100	58,262		
ALEXANDRA NORRIS	EDUCATION COUNSELOR	620100	36,990		
MICHELLE BURGIN	PROGAM SUPPORT SPECIALIST	620100	40,800		
				<u>136,052</u>	
MICHELLE BURGIN	CAREER SERVICE	620120	1,500		
TINA MANKEY	DEPARTMENT CHAIR/PROFESSOR	610200	58,262		
LORRIE GEORGE-PASCHAL	PROFESSOR	610300	81,145		
VACANT	ASSISTANT PROFESSOR	610300	71,000		
DEBORAH GANGLUFF	ASSISTANT PROFESSOR	610300	72,828		
BRITTANY SAVIERS	ASSISTANT PROFESSOR	610300	68,000		
JANUARY SCHULTZ	ASSISTANT PROFESSOR	610300	69,335		
KELLY HARTWICK	CLINICAL INSTRUCTOR I	610300	62,424		
VACANT	CLINICAL INSTRUCTOR II	610300	64,194		
CHRISTOPHER RYAN	CLINICAL INSTRUCTOR I	610300	64,505		
BRANDY PATE	CLINICAL INSTRUCTOR I	610300	63,464		
LYNNE HOLLAWAY	CLINICAL INSTRUCTOR I	610300	63,464		
ASHLEY MCCLAIN	CLINICAL INSTRUCTOR I	610300	58,262		
				<u>738,621</u>	
			Total	934,435	
<u>PHYSICAL THERAPY</u>					
MARK GARRISON	DEPARTMENT CHAIR/ASSOCIATE PROFESSOR	620100	66,586		
MICHAEL HAWKINSON	EDUCATION COUNSELOR	620100	38,489		
EMILY HALL	ADMINISTRATIVE SPECIALIST II	620100	26,288		
PAMELA SALKELD	ADMINISTRATIVE SPECIALIST II	620100	31,866		
CATHRYN SWARTZWELDER	ADMINISTRATIVE SPECIALIST II	620100	26,288		
				<u>189,517</u>	

			ACCT CODE	DEPT SALARY	TOTAL SALARY
EXECUTIVE VP & PROVOST	PAMELA SALKELD	CAREER SERVICE	620120	1,500	
	CATHRYN SWARTZWELDER	CAREER SERVICE	620120	1,000	
				<u>2,500</u>	
	MARK GARRISON	DEPARTMENT CHAIR/ASSOCIATE PROFESSOR	610200	66,586	
	STACEY STEPHENS	CLINICAL INSTRUCTOR II	610200	64,347	
	MELISSA BOOTH	SENIOR CLINICAL INSTRUCTOR/DIRECTOR OF CLINICAL EDUCATION	610200	85,400	
				<u>216,333</u>	
	JAMES FLETCHER	PROFESSOR	610300	95,317	
	CHARLOTTE YATES	PROFESSOR	610300	92,800	
	WILLIAM BANDY	PROFESSOR	610300	104,379	
	MARGARET MCGEE	ASSOCIATE PROFESSOR	610300	86,952	
	JAMES TAYLOR	ASSOCIATE PROFESSOR	610300	86,353	
	LEAH LOWE	ASSOCIATE PROFESSOR	610300	85,672	
	BRIAN ODOM	ASSISTANT PROFESSOR	610300	79,070	
	MELISSA ALLEN	ASSISTANT PROFESSOR	610300	79,070	
	VACANT	SENIOR CLINICAL INSTRUCTOR	610300	76,500	
	ANNEMIEKE CORBITT	CLINICAL INSTRUCTOR I	610300	76,469	
	LORA MIZE	CLINICAL INSTRUCTOR I	610300	76,469	
	LARA DAVIS	INSTRUCTOR	610300	77,500	
				<u>1,016,551</u>	
			Total	1,424,901	
<u>PSYCHOLOGY/COUNSELING</u>					
	ART GILLASPY	DEPARTMENT CHAIR/PROFESSOR	620100	59,579	
	KIMBERLEY NEWMAN	ADMINISTRATIVE SPECIALIST III	620100	28,133	
	MELISSA EUBANKS	ADMINISTRATIVE SPECIALIST II	620100	26,288	
				<u>114,000</u>	
	KIMBERLEY NEWMAN	CAREER SERVICE	620120	1,000	
	MELISSA EUBANKS	CAREER SERVICE	620120	800	
				<u>1,800</u>	
	ART GILLASPY	DEPARTMENT CHAIR/PROFESSOR	610200	59,579	
	DARSHON REED	ASSOCIATE PROFESSOR/ASSOCIATE DEAN	610200	52,530	105,060
				<u>112,109</u>	
	FEMINA VARGHESE	PROFESSOR	610300	78,889	
	KENITH SOBEL	PROFESSOR	610300	78,889	
	JOAN SIMON	PROFESSOR	610300	78,889	
	VACANT	ASSISTANT PROFESSOR	610300	57,500	
	SHAWN CHARLTON	PROFESSOR	610300	78,889	
	ELSON BIHM	PROFESSOR	610300	78,889	
	VACANT	ASSISTANT PROFESSOR	610300	56,000	
	HEATHER MARTENS	ASSOCIATE PROFESSOR	610300	64,791	
	SEUNGYEON LEE	ASSOCIATE PROFESSOR	610300	62,220	
	MARC SESTIR	ASSOCIATE PROFESSOR	610300	62,860	
	DAVID MOSHER	ASSISTANT PROFESSOR	610300	58,000	
	MOLLIE PRICE-BLACKSHEAR	ASSISTANT PROFESSOR	610300	56,702	
	VACANT	ASSISTANT PROFESSOR	610300	58,000	
	YESEUL NAM	ASSISTANT PROFESSOR	610300	56,610	
	JAMES WAGES	ASSISTANT PROFESSOR	610300	56,100	
	ANNA PARK	ASSISTANT PROFESSOR	610300	56,744	
	DEANNA RUMBLE	ASSISTANT PROFESSOR	610300	57,120	
	CHRISTINA JEFFREY	ASSISTANT PROFESSOR	610300	57,222	

			ACCT CODE	DEPT SALARY	TOTAL SALARY
EXECUTIVE VP & PROVOST	NEW POSITION	ASSISTANT PROFESSOR	610300	57,500	
	SHANNON RIEDMUELLER	CLINICAL INSTRUCTOR II	610300	47,679	
	VEDA CHARLTON	CLINICAL INSTRUCTOR II	610300	48,167	
				<u>1,307,660</u>	
		Total		1,535,569	
<u>DEPARTMENT OF COMMUNICATION SCIENCE & DISORDERS</u>					
	DEE LANCE	DEPARTMENT CHAIR/PROFESSOR	620100	58,229	
	PATRICIA PUCKETT	ADMINISTRATIVE SPECIALIST III	620100	29,024	
	AMANDA REHM	ADMINISTRATIVE SPECIALIST II	620100	26,288	
				<u>113,541</u>	
	DEE LANCE	DEPARTMENT CHAIR/PROFESSOR	610200	58,229	
	CANDICE ROBINSON	CSD CLINICAL DIRECTOR/CLINICAL INSTRUCTOR II	610200	88,434	
				<u>146,663</u>	
	BRENT GREGG	PROFESSOR	610300	78,699	
	SUNJUNG THAO	ASSOCIATE PROFESSOR	610300	71,708	
	TOWINO PARAMBY	ASSOCIATE PROFESSOR	610300	68,990	
	STEPHANIE WHITE	INSTRUCTOR	610300	70,380	
	VACANT	ASSISTANT PROFESSOR	610300	70,000	
	VACANT	INSTRUCTOR	610300	68,666	
	JENNIFER SIMPSON	CLINICAL INSTRUCTOR I	610300	66,300	
	LORI DIAL	CLINICAL INSTRUCTOR II	610300	62,424	
	BONNIE SUTTON	CLINICAL INSTRUCTOR I	610300	60,947	
	RICHELLE WEESE	CLINICAL INSTRUCTOR I	610300	65,544	
				<u>683,658</u>	
		Total		943,862	
<u>MILITARY SCIENCE</u>					
	JENNIFER ANDERSON	ADMINISTRATIVE SPECIALIST II	620100	26,288	
	JENNIFER ANDERSON	CAREER SERVICE	620120	1,000	
		Total		27,288	
<u>DEAN/NATURAL SCIENCE & MATH</u>					
	STEPHEN ADDISON	ACADEMIC DEAN/PROFESSOR	620100	171,808	
	KARI NAYLOR	INTERIM ASSOCIATE DEAN/ASSOCIATE PROFESSOR	620100	53,550	107,100
	HEATHER ZIMMERMAN	SENIOR DIRECTOR OF DEVELOPMENT	620100	34,986	71,400
	JOHN BLACK	INFORMATION SYSTEMS ANALYST	620100	48,599	
	HEATHER CHAPMAN	FISCAL SUPPORT ANALYST	620100	32,567	
	TRECI BUCHANAN	ADMINISTRATIVE SPECIALIST II	620100	26,288	
				<u>367,798</u>	
	JOHN BLACK	CAREER SERVICE	620120	1,000	
	HEATHER CHAPMAN	CAREER SERVICE	620120	800	
				<u>1,800</u>	
		MATH & SCIENCE EDUCATION STIPEND	620115	10,625	
		Total		380,223	

EXECUTIVE VP & PROVOST			ACCT CODE	DEPT SALARY	TOTAL SALARY
	<u>BIOLOGY</u>				
	BRENT HILL	DEPARTMENT CHAIR/PROFESSOR	620100	55,995	
	KATHERINE SMILEY	ADMINISTRATIVE SPECIALIST III	620100	31,642	
	JABIN MILLER	LABORATORY COORDINATOR	620100	36,990	
	VACANT	LABORATORY COORDINATOR	620100	36,990	
	KATHRYN SAUNDERS	ADMINISTRATIVE SPECIALIST II	620100	<u>26,288</u>	
				187,905	
	KATHERINE SMILEY	CAREER SERVICE	620120	1,000	
	JABIN MILLER	CAREER SERVICE	620120	800	
	KATHRYN SAUNDERS	CAREER SERVICE	620120	<u>800</u>	
				2,600	
	KARI NAYLOR	ASSOCIATE PROFESSOR/INTERIM ASSOCIATE DEAN	610200	53,550	107,100
	BRENT HILL	DEPARTMENT CHAIR/PROFESSOR	610200	55,995	
	GIANETTA ADAMS	ENVIRONMENTAL SCIENCE PROGRAM DIRECTOR	610200	<u>91,800</u>	
				201,345	
	WILLIAM CASH	PROFESSOR	610300	88,024	
	STEVEN RUNGE	PROFESSOR	610300	132,935	
	DAVID DUSSOURD	PROFESSOR	610300	21,474	
	JEFFREY PADBERG	PROFESSOR	610300	69,457	
	STEVEN ADAMS	PROFESSOR	610300	72,804	
	TAMARA HASELKORN	ASSOCIATE PROFESSOR	610300	63,807	
	ARIJIT MUKHERJEE	ASSOCIATE PROFESSOR	610300	65,933	
	MATTHEW GIFFORD	ASSOCIATE PROFESSOR	610300	64,636	
	MARY MCDONALD	ASSOCIATE PROFESSOR	610300	69,932	
	MARK BLAND	ASSOCIATE PROFESSOR	610300	66,754	
	AMRITA PURI	ASSOCIATE PROFESSOR	610300	68,074	
	MELINDA FARRIS	ASSOCIATE PROFESSOR	610300	63,496	
	RICHARD NOYES	ASSOCIATE PROFESSOR	610300	63,516	
	BENJAMIN ROWLEY	ASSOCIATE PROFESSOR	610300	63,353	
	OPEYEMI ADEDOJA	ASSISTANT PROFESSOR	610300	61,200	
	MICHAEL YODER	ASSISTANT PROFESSOR	610300	62,424	
	HALVOR HALVORSON	ASSISTANT PROFESSOR	610300	61,384	
	BENJAMIN WAGGONER	ASSISTANT PROFESSOR	610300	61,598	
	ERIN WILEY	ASSISTANT PROFESSOR	610300	60,947	
	LAURIE WARREN	SENIOR LECTURER	610300	55,246	
	KRISTINE HICKS	SENIOR LECTURER	610300	61,516	
	KRISTA PEPPERS	SENIOR LECTURER	610300	62,265	
	MICHAEL MARTIN	SENIOR LECTURER	610300	62,707	
	ROGER WAINWRIGHT	LECTURER II	610300	52,285	
	STEVEN KARAFIT	LECTURER II	610300	54,826	
	DANE HUDSON	LECTURER I	610300	48,960	
	VACANT	LECTURER I	610300	47,953	
	KYLE HURLEY	LECTURER I	610300	45,185	
	COLEMAN LITTLE	LECTURER I	610300	<u>46,818</u>	
				1,819,509	
			Total	2,211,359	
	<u>CHEMISTRY & BIOCHEMISTRY</u>				
	KRISTIN DOOLEY	DEPARTMENT CHAIR/PROFESSOR	620100	46,818	
	JAMIE FREEMAN	CHEMICAL HYGIENE OFFICER/LECTURER	620100	60,343	
	NIKOLE TAMAYO	LABORATORY COORDINATOR	620100	36,990	
	SHERRY PURDY	ADMINISTRATIVE SPECIALIST II	620100	<u>26,288</u>	
				170,439	

			ACCT CODE	DEPT SALARY	TOTAL SALARY
EXECUTIVE VP & PROVOST	KRISTIN DOOLEY	DEPARTMENT CHAIR/PROFESSOR	610200	46,818	
	WILLIAM TAYLOR	PROFESSOR	610300	84,216	
	MELISSA KELLEY	PROFESSOR	610300	72,767	
	PATRICK DESROCHERS	PROFESSOR	610300	80,954	
	RICHARD TARKKA	PROFESSOR	610300	76,138	
	ROBERT MAULDIN	PROFESSOR	610300	85,329	
	LORI ISOM	PROFESSOR	610300	76,564	
	KENNETH CARTER	ASSOCIATE PROFESSOR	610300	64,818	
	LEI YANG	ASSOCIATE PROFESSOR	610300	63,190	
	VICTORIA DUNLAP	ASSOCIATE PROFESSOR	610300	62,594	
	GREGORY NAUMIEC	ASSOCIATE PROFESSOR	610300	62,361	
	KERRY BARNETT	ASSISTANT PROFESSOR	610300	62,424	
	AHMAD QAMAR	ASSISTANT PROFESSOR	610300	62,424	
	MAKENZIE LONG	ASSISTANT PROFESSOR	610300	59,895	
	MARSHA MASSEY	ASSISTANT PROFESSOR	610300	58,845	
	FAITH YARBERRY	SENIOR LECTURER	610300	56,588	
	JULIE EBERLE	LECTURER I	610300	47,858	
				1,076,965	
			Total		1,294,222
<u>COMPUTER SCIENCE & ENGINEERING</u>					
	MEHEMMED CELEBI	DEPARTMENT CHAIR/PROFESSOR	620100	67,727	
	JACOB CORKRAN	COMPUTER SYSTEMS ADMINISTRATOR	620100	44,280	
	DIANA WATKINS	ADMINISTRATIVE SPECIALIST III	620100	29,606	
					141,613
	DIANA WATKINS	CAREER SERVICE	620120	1,500	
	MEHEMMED CELEBI	DEPARTMENT CHAIR/PROFESSOR	610200	67,727	
	VAMSI PARUCHURI	PROFESSOR	610300	94,870	
	CHENYI HU	PROFESSOR	610300	123,708	
	VACANT	ASSISTANT PROFESSOR	610300	82,500	
	YU SUN	PROFESSOR	610300	99,063	
	BERNARD CHEN	PROFESSOR	610300	94,870	
	ENES ERDIN	ASSISTANT PROFESSOR	610300	78,030	
	MD SHARIF ULLAH	ASSISTANT PROFESSOR	610300	76,500	
	MAHMOUD ABOUYOUSSEF	ASSISTANT PROFESSOR	610300	78,540	
	VACANT	ASSISTANT PROFESSOR	610300	82,500	
	ZACHARY STINE	ASSISTANT PROFESSOR	610300	78,540	
	MARK SMITH	SENIOR LECTURER	610300	63,708	
	VACANT	LECTURER I	610300	54,750	
	PATRICIA TALLEY	LECTURER I	610300	52,020	
	VACANT	LECTURER I	610300	54,750	
					1,114,349
			Total		1,325,189
<u>MATHEMATICS</u>					
	FRED HICKLING	INTERIM DEPARTMENT CHAIR/ASSOCIATE PROFESSOR	620100	45,900	
	JENNIFER JONES	ADMINISTRATIVE SPECIALIST II	620100	26,347	
	CLAUDIA HARTLEY	ADMINISTRATIVE SPECIALIST II	620100	26,347	
		DEPARTMENT CHAIR CONTINGENCY	620100	991	
					99,585
	JENNIFER JONES	CAREER SERVICE	620120	800	

			ACCT CODE	DEPT SALARY	TOTAL SALARY
EXECUTIVE VP & PROVOST	FRED HICKLING	INTERIM DEPARTMENT CHAIR/ASSOCIATE PROFESSOR CONTINGENCY	610200	45,900	
			610200	991	46,891
	DANIEL ARRIGO	PROFESSOR	610300	84,106	
	RAMESH GARIMELLA	PROFESSOR	610300	97,539	
	WEIJIU LIU	PROFESSOR	610300	72,187	
	JASON MARTIN	ASSOCIATE PROFESSOR	610300	73,394	
	LONG LE	ASSOCIATE PROFESSOR	610300	64,130	
	JAMES FETTERLY	ASSOCIATE PROFESSOR	610300	66,171	
	JEFFREY BEYERL	ASSOCIATE PROFESSOR	610300	64,682	
	NESRIN SAHIN	ASSOCIATE PROFESSOR	610300	62,826	
	WHITNEY WORLEY	ASSISTANT PROFESSOR	610300	58,835	
	JANET NAKARMI	ASSISTANT PROFESSOR	610300	57,862	
	TODD ABEL	ASSISTANT PROFESSOR/STEM INSTITUTE CO-DIRECTOR	610300	72,331	
	SHARIF MAHMOOD	ASSISTANT PROFESSOR	610300	63,048	
	YEIL KWON	ASSISTANT PROFESSOR	610300	60,422	
	YINLIN DONG	ASSISTANT PROFESSOR	610300	57,794	
	LISA SKULTETY	ASSISTANT PROFESSOR/STEM INSTITUTE CO-DIRECTOR	610300	69,187	
	LOI BOOHER	SENIOR LECTURER	610300	51,131	
	GARTH JOHNSON	LECTURER II	610300	44,686	
	HALEY HURLEY	LECTURER I	610300	41,616	
					1,161,947
			Total		1,309,223
	<u>PHYSICS & ASTRONOMY</u>				
	CARL FREDERICKSON	DEPARTMENT CHAIR/PROFESSOR	620100	56,048	
	ROBIN GARIBAY	ADMINISTRATIVE SPECIALIST II	620100	26,288	
	ALLAN ROISEN	INSTRUMENTATION TECHNICIAN	620100	36,990	
					119,326
	ALLAN ROISEN	CAREER SERVICE	620120	1,500	
	CARL FREDERICKSON	DEPARTMENT CHAIR/PROFESSOR	610200	56,048	
	DEBRA BURRIS	PROFESSOR	610300	75,961	
	RAHUL MEHTA	PROFESSOR	610300	80,222	
	WILLIAM SLATON	PROFESSOR/PHYSICS ENGINEERING COORDINATOR	610300	99,826	
	SCOTT AUSTIN	ASSOCIATE PROFESSOR	610300	66,822	
	ANDREW MASON	ASSOCIATE PROFESSOR	610300	64,854	
	AZIDA WALKER	ASSOCIATE PROFESSOR	610300	63,580	
	BALRAJ MENON	ASSISTANT PROFESSOR	610300	61,774	
	JEREMY LUSK	ASSISTANT PROFESSOR	610300	60,343	
	LIN ZHANG	ASSISTANT PROFESSOR	610300	76,500	
	NANCY GETSON	SENIOR LECTURER	610300	60,640	
					710,522
			Total		887,396
	<u>RADIATION SAFETY EQUIPMENT</u>				
		RADIATION SAFETY OFFICER	620115	3,980	
			Total		3,980

			ACCT CODE	DEPT SALARY	TOTAL SALARY
EXECUTIVE VP & PROVOST	<u>GEOGRAPHY</u>				
	STEPHEN O'CONNELL	DEPARTMENT CHAIR/ASSOCIATE PROFESSOR	620100	46,236	
	AMY ADAMS	ADMINISTRATIVE SPECIALIST II	620100	26,288	
				<u>72,524</u>	
	STEPHEN O'CONNELL	DEPARTMENT CHAIR/ASSOCIATE PROFESSOR	610200	46,236	
	WILLIAM FLATLEY	ASSOCIATE PROFESSOR	610300	63,275	
	BROOKS PEARSON	ASSOCIATE PROFESSOR	610300	70,758	
	MATTHEW CONNOLLY	ASSOCIATE PROFESSOR	610300	65,021	
	LING ZHANG	ASSISTANT PROFESSOR	610300	59,895	
	YAQIAN HE	ASSISTANT PROFESSOR	610300	59,823	
				<u>318,772</u>	
			Total		437,532
	<u>AR CODING ACADEMY</u>				
	MARY WISH	DIRECTOR OF AR CODING ACADEMY	620100	93,636	
	KRISTIN JETTS	PROGRAM COORDINATOR OF STUDENT SUCCESS	620100	33,832	
	KAITLYN SULLIVAN	MARKETING & COMMUNICATIONS SPECIALIST	620100	26,288	
				<u>153,756</u>	
	KRISTIN JETTS	CAREER SERVICE	620120	800	
			Total		154,556
	<u>DEAN/ARTS, HUMANITIES, & SOCIAL SCIENCES</u>				
	THOMAS WILLIAMS	ACADEMIC DEAN/PROFESSOR	620100	164,383	
	LESLIE ROSE	ASSOCIATE DEAN/PROFESSOR	620100	45,751	91,502
	GAYLE SEYMOUR	ASSOCIATE DEAN/PROFESSOR	620100	57,222	114,444
	GREG WEBER	SENIOR DIRECTOR OF DEVELOPEMNT	620100	35,686	72,828
	SABLE GREER	ADMINISTRATIVE SPECIALIST III	620100	26,793	
	ELIZABETH TAYLOR-MCMULLEN	ADMINISTRATIVE SUPPORT SUPERVISOR	620100	40,653	
				<u>370,488</u>	
			Total		370,488
	<u>DEPARTMENT OF ART & DESIGN</u>				
	BRYAN MASSEY	DEPARTMENT CHAIR/PROFESSOR	620100	54,621	
	BRIAN YOUNG	DIRECTOR BAUM GALLERY/LECTURER I	620100	42,396	
	JASON HUSELTON	COMPUTER OPERATIONS COORDINATOR	620100	66,300	
	NAKEYA PALMER	HE INST PROGRAM COORDINATOR	620100	35,700	
	ROBBY BURTON	HE INST PROGRAM COORDINATOR	620100	38,201	
	TRISHA CLARK	ADMINISTRATIVE SPECIALIST III	620100	26,288	
				<u>263,506</u>	
	BRYAN MASSEY	DEPARTMENT CHAIR/PROFESSOR	610200	54,621	
	GAYLE SEYMOUR	PROFESSOR/ASSOCIATE DEAN	610200	57,222	114,444
	WILLIAM MEADOR	PROFESSOR	610200	85,560	
				<u>197,403</u>	
	ROBBY BURTON	CAREER SERVICE	620120	1,200	
	JEFFRY YOUNG	PROFESSOR	610300	90,762	
	DONNA PINCKLEY	PROFESSOR	610300	71,365	
	JENNIFER ROSPERT	ASSOCIATE PROFESSOR	610300	60,881	
	SANDRA LUCKETT	ASSOCIATE PROFESSOR	610300	60,226	
	JESSIE HORN BROOK	ASSOCIATE PROFESSOR	610300	59,917	

			ACCT CODE	DEPT SALARY	TOTAL SALARY	
EXECUTIVE VP & PROVOST	ELIZABETH SMITH	ASSOCIATE PROFESSOR	610300	64,485		
	PETER BELLA	ASSOCIATE PROFESSOR	610300	56,620		
	RAY OGAR	ASSOCIATE PROFESSOR	610300	61,348		
	HOLLY LAWS	ASSOCIATE PROFESSOR	610300	60,906		
	VACANT	ASSISTANT PROFESSOR	610300	55,000		
	VACANT	ASSISTANT PROFESSOR	610300	53,000		
	LESLIE MACKLIN RICE	ASSISTANT PROFESSOR/FOUNDATIONS COORDINATOR	610300	54,060		
	JENNIFER WHITEHEAD	CLINICAL INSTRUCTOR I	610300	57,896		
	MICHELLE GOCKE WYRE	CLINICAL INSTRUCTOR	610300	52,020		
	BRIAN YOUNG	LECTURER I/DIRECTOR BAUM GALLERY	610300	14,132		
				<u>872,618</u>		
			Total		1,334,727	
	<u>FILM, THEATRE, & CREATIVE WRITING</u>					
SHAUNA MEADOR	DEPARTMENT CHAIR/ASSOCIATE PROFESSOR	620100	47,858			
MATTHEW ROGERS	PROJECT/PROGRAM SPECIALIST	620100	36,406			
JOSHUA GIBBY	THEATRE BUSINESS MANAGER	620100	38,573			
KEAGAN STYES	COSTUME SHOP MANAGER/LECTURER I	620100	22,313			
AUSTIN ASCHBRENNER	TECHNICAL DIRECTOR/PRODUCTION MANAGER/LECTURER I	620100	27,030			
CHARLES BRADFORD	AST FUNDRAISER/PRODUCER	620100	53,000			
KATHRYN ASCHBRENNER	ADMINISTRATIVE SPECIALIST III	620100	<u>26,288</u>			
			251,468			
SHAUNA MEADOR	DEPARTMENT CHAIR/ASSOCIATE PROFESSOR	610200	47,858			
KEAGAN STYES	COSTUME SHOP MANAGER/LECTURER I	610200	22,313			
AUSTIN ASCHBRENNER	TECHNICAL DIRECTOR/PRODUCTION MANAGER/LECTURER I	610200	<u>27,030</u>			
			97,201			
JOHN VANDERSLICE	PROFESSOR	610300	37,533			
BRUCE HUTCHINSON	PROFESSOR	610300	74,692			
STEPHANIE VANDERSLICE	PROFESSOR	610300	75,065			
CHRISTOPHER FRITZGES	ASSOCIATE PROFESSOR	610300	60,947			
JENNIFER CASE	ASSOCIATE PROFESSOR	610300	61,978			
SANDRA LONGHORN	ASSOCIATE PROFESSOR	610300	62,004			
TANIA BARRENECHEA BARREDA	ASSISTANT PROFESSOR	610300	55,141			
VACANT	ASSISTANT PROFESSOR	610300	55,000			
VACANT	ASSISTANT PROFESSOR	610300	55,000			
EMILY RAILSBACK	ASSISTANT PROFESSOR	610300	54,060			
KEITH CORSON	ASSISTANT PROFESSOR	610300	55,693			
CHRIS CHURCHILL	ASSISTANT PROFESSOR	610300	55,141			
SHELLY CONNER	ASSISTANT PROFESSOR	610300	52,540			
MARK THIEDEMAN	LECTURER I	610300	<u>46,818</u>			
			801,612			
		Total		1,150,281		
<u>CHANNEL 6</u>						
JOHN WALLS	CHANNEL 6 DIRECTOR	620100	42,157			
JOHN WALLS	CAREER SERVICE	620120	1,000			
		Total		43,157		

EXECUTIVE VP & PROVOST			ACCT CODE	DEPT SALARY	TOTAL SALARY
	MUSIC				
	STEPHEN PLATE	DEPARTMENT CHAIR/PROFESSOR	620100	57,222	
	MELODY HENRIE	FISCAL SUPPORT ANALYST	620100	30,433	
	COLE CAVANAH	ADMINISTRATIVE SPECIALIST III	620100	28,560	
				<u>116,215</u>	
	STEPHEN PLATE	DEPARTMENT CHAIR/PROFESSOR	610200	57,222	
	LESLIE ROSE	PROFESSOR/ASSOCIATE DEAN	610200	45,751	91,502
				<u>102,973</u>	
	ROBERT HOLDEN	PROFESSOR	610300	67,811	
	LINDA HSU	PROFESSOR	610300	67,354	
	NEIL RUTMAN	PROFESSOR	610300	82,742	
	KELLY JOHNSON	PROFESSOR	610300	67,325	
	PAUL DICKINSON	PROFESSOR	610300	70,229	
	LORRAINE DUSO-KITTS	PROFESSOR	610300	67,325	
	STEPHEN FELDMAN	PROFESSOR	610300	67,325	
	BLAKE TYSON	PROFESSOR	610300	69,158	
	ISRAEL GETZOV	PROFESSOR	610300	67,325	
	BRENT SHIRES	ASSOCIATE PROFESSOR	610300	56,739	
	STEFANIE DICKINSON	ASSOCIATE PROFESSOR	610300	57,121	
	GAIL ROBERTSON	ASSOCIATE PROFESSOR	610300	57,490	
	JENNIFER HAWKINSON	ASSOCIATE PROFESSOR	610300	55,745	
	MATTHEW TAYLOR	ASSOCIATE PROFESSOR	610300	56,620	
	JUSTIN COOK	ASSOCIATE PROFESSOR	610300	56,342	
	MICHAEL HANCOCK	ASSOCIATE PROFESSOR	610300	81,600	
	VACANT	ASSOCIATE PROFESSOR	610300	55,000	
	PAUL MAYHEW	ASSISTANT PROFESSOR	610300	54,060	
	NAVE GRAHAM	ASSISTANT PROFESSOR	610300	55,000	
	CHARLES AHLHORN	ASSISTANT PROFESSOR	610300	52,020	
	LOUIS YOUNG	ASSISTANT PROFESSOR	610300	57,233	
	JOANA RUSCHE	ASSISTANT PROFESSOR	610300	54,060	
	VACANT	ASSISTANT PROFESSOR/DIRECTOR OF CHORAL ACTIVITIES	610300	56,000	
	CHRISTA KUEBEL	ASSISTANT PROFESSOR	610300	52,540	
	DEREK STOUGHTON	ASSISTANT PROFESSOR/ASSOCIATE DIRECTOR OF BANDS	610300	61,000	
	CHRISTINE FRANKLIN	LECTURER II	610300	45,329	
	KAZUO MURAKAMI	LECTURER II	610300	50,706	
	GREGORY CHURCH	LECTURER I	610300	45,900	
	TERRIE SHIRES	LECTURER I	610300	42,663	
	CARRIE MARTENS	LECTURER I/MUSIC ADVISOR	610300	43,608	
				<u>1,773,370</u>	
			Total	1,992,558	
	SCHOOL OF COMMUNICATION				
	DONNA STEPHENS	DIRECTOR/ASSOCIATE PROFESSOR	620100	49,419	
	CHLOE SHORT	SOCIAL MEDIA CONTENT MANAGER/ADMINISTRATIVE SPECIALIST II	620100	26,288	
	BRENDA HERRING	ADMINISTRATIVE ANALYST	620100	30,433	
				<u>106,140</u>	
	BRENDA HERRING	CAREER SERVICE	620120	1,500	
	DONNA STEPHENS	DIRECTOR/ASSOCIATE PROFESSOR	610200	49,419	
	NELLE RUNGE	PROFESSOR	610300	71,923	
	JEREMY MCINTYRE	PROFESSOR	610300	66,507	
	DYLAN MCLEMORE	ASSOCIATE PROFESSOR	610300	59,541	
	SCOTT PAYNE	ASSOCIATE PROFESSOR	610300	74,809	

			ACCT CODE	DEPT SALARY	TOTAL SALARY
EXECUTIVE VP & PROVOST	KYLE MATTSON	ASSOCIATE PROFESSOR	610300	62,004	
	CAREY CLARK	ASSOCIATE PROFESSOR/DIRECTOR OF WRITING CENTER	610300	67,758	
	JENNIFER TALBOT	ASSOCIATE PROFESSOR	610300	62,004	
	RIVA BROWN	ASSOCIATE PROFESSOR	610300	63,059	
	CRISTINE BUSSER	ASSISTANT PROFESSOR/COORDINATOR OF FIRST YEAR WRITING	610300	59,843	
	RICH SHUMATE	ASSOCIATE PROFESSOR	610300	55,000	
	CHRISTOPHER ROLAND	ASSISTANT PROFESSOR	610300	54,591	
	ADRIAN GARDNER	SENIOR LECTURER	610300	49,085	
	LISA MONGNO	SENIOR LECTURER	610300	50,222	
	SOPHIE DIX	SENIOR LECTURER	610300	50,987	
	LAURA NISWONGER	SENIOR LECTURER	610300	49,708	
	VACANT	LECTURER I	610300	44,000	
	TAMI PHILLIPS	LECTURER I	610300	42,663	
	ROBERT MORITZ	LECTURER I	610300	42,032	
	VACANT	LECTURER I	610300	41,208	
	KELI JACOBI	LECTURER I	610300	45,900	
	VACANT	LECTURER I	610300	44,000	
	CORAKEITA ALLEN	LECTURER II	610300	45,737	
	DAVID KEITH	LECTURER II	610300	46,915	
	KATHERINE BRAY	LECTURER II	610300	45,290	
	STACI FRITZGES	LECTURER II	610300	45,329	
STEVEN LANCE	LECTURER II	610300	48,428		
				1,388,543	
			Total		1,545,602
<u>WINDGATE CENTER</u>					
	NEW POSITION	FACILITIES MANAGER	620100	40,000	
			Total		40,000
<u>REYNOLDS PERFORMANCE HALL</u>					
	AMANDA HORTON	EXECUTIVE DIRECTOR OF PUBLIC APPEARANCES	620100	80,693	
	WENDY SPARKS	DIRECTOR OF MARKETING & FINANCE	620100	47,286	
	VACANT	TECHNICAL DIRECTOR	620100	42,032	
	JOSHUA MILLER	BOX OFFICE MANAGER	620100	33,625	
	ROBERT WARNER	ASSISTANT TECHNICAL DIRECTOR	620100	31,954	
	VACANT	STAGE/CREW COORDINATOR	620100	31,968	
	ROSALYN WILLIAMS	EVENTS MANAGER	620100	31,954	
				299,512	
	AMANDA HORTON	CAREER SERVICE	620120	800	
	JOSHUA MILLER	CAREER SERVICE	620120	800	
				1,600	
			Total		301,112
<u>HISTORY</u>					
	WENDY LUCAS	DEPARTMENT CHAIR/PROFESSOR	620100	52,874	
	ANGELA ADAMS	PROGRAM COORDINATOR	620100	26,520	
	JUDY HUFF	ADMINISTRATIVE SPECIALIST III	620100	29,606	
				109,000	
	JUDY HUFF	CAREER SERVICE	620120	1,500	
	WENDY LUCAS	DEPARTMENT CHAIR/PROFESSOR	610200	52,873	
	CHRIS CRAUN	ASSISTANT PROFESSOR/ACADEMIC DIRECTOR	610200	36,468	72,936
				89,341	

			ACCT CODE	DEPT SALARY	TOTAL SALARY
EXECUTIVE VP & PROVOST	DAVID WELKY	PROFESSOR	610300	74,657	
	MICHAEL KITHINJI	ASSOCIATE PROFESSOR	610300	63,603	
	SONIA TOUDJI	ASSOCIATE PROFESSOR	610300	62,772	
	MICHAEL ROSENOW	ASSOCIATE PROFESSOR	610300	64,449	
	DON JONES	ASSOCIATE PROFESSOR	610300	76,123	
	VAUGHN SCRIBNER	ASSOCIATE PROFESSOR	610300	61,820	
	DAVID O'HARA	ASSOCIATE PROFESSOR	610300	65,124	
	ROGER PAULY	ASSOCIATE PROFESSOR	610300	65,421	
	ZACHARY SMITH	ASSOCIATE PROFESSOR	610300	61,739	
	JAJUAN MAEFIELD	ASSISTANT PROFESSOR	610300	55,080	
	HILLARY ANDERSON	ASSISTANT PROFESSOR	610300	55,693	
	BUCKLEY FOSTER	LECTURER II	610300	53,367	
	KIMBERLY LITTLE	LECTURER II	610300	<u>57,442</u>	
					817,290
			Total		
<u>SCHOOL OF LANGUAGE AND LITERATURE</u>					
	TY HAWKINS	DEPARTMENT CHAIR/ASSOCIATE PROFESSOR	620100	49,400	
	GUO-OU ZHUANG	DIRECTOR OF CONFUCIUS INSTITUTE/ASSOCIATE PROFESSOR	620100	42,466	
	DEANNE MURPHEY	ADMINISTRATIVE SPECIALIST III	620100	<u>26,288</u>	
					118,154
	TY HAWKINS	DEPARTMENT CHAIR/ASSOCIATE PROFESSOR	610200	49,400	
	GUO-OU ZHUANG	DIRECTOR OF CONFUCIUS INSTITUTE/ASSOCIATE PROFESSOR	610200	<u>42,466</u>	
					91,866
	JOHN PARRACK	PROFESSOR	610300	72,350	
	SONYA FRITZ	PROFESSOR	610300	69,389	
	MARY STEWART	PROFESSOR	610300	70,891	
	TRAVIS SORENSON	PROFESSOR	610300	70,397	
	PAIGE REYNOLDS	PROFESSOR	610300	70,891	
	LYNN BURLEY	PROFESSOR	610300	71,097	
	ALEJANDRO GONZALEZ	ASSOCIATE PROFESSOR	610300	60,608	
	MELISSA SMITH	ASSOCIATE PROFESSOR	610300	63,601	
	BI-LING CHEN	ASSOCIATE PROFESSOR	610300	63,200	
	KATHERINE CONLEY	ASSOCIATE PROFESSOR	610300	61,739	
	JENNIFER PARRACK	ASSOCIATE PROFESSOR	610300	66,488	
	GLENN JELLENIK	ASSOCIATE PROFESSOR	610300	60,690	
	KATELYN KNOX	ASSOCIATE PROFESSOR	610300	63,564	
	RAMON ESCAMILLA	ASSOCIATE PROFESSOR	610300	62,446	
	JIA ZHU	ASSOCIATE PROFESSOR	610300	62,626	
	LORI LEAVELL	ASSOCIATE PROFESSOR	610300	62,842	
	ALANA REID	ASSOCIATE PROFESSOR	610300	63,493	
	HORST LANGE	ASSOCIATE PROFESSOR	610300	66,521	
	DWAYNE COLEMAN	ASSOCIATE PROFESSOR	610300	63,689	
	KRISTIN OKOLI	ASSISTANT PROFESSOR	610300	56,528	
	CRYSTAL HARRIS	ASSISTANT PROFESSOR	610300	55,000	
	SUZANNE JOHNSTON	ASSISTANT PROFESSOR	610300	55,693	
	COURTNEY BEARD	LECTURER II	610300	<u>49,848</u>	
					1,463,591
		Total			1,673,611

			ACCT CODE	DEPT SALARY	TOTAL SALARY
EXECUTIVE VP & PROVOST	<u>INTENSIVE ENGLISH</u>				
	MAYRA FLOWERS	DIRECTOR OF INTENSIVE ENGLISH PROGRAM/LECTURER II	620100	33,025	
	MAYRA FLOWERS	DIRECTOR OF INTENSIVE ENGLISH PROGRAM/LECTURER II	610200	33,025	
	LISA MOMMSEN	LECTURER II	610300	47,772	
	AMANDA BRUCE	LECTURER II	610300	46,066	
					93,838
					Total
				159,888	
	<u>PHILOSOPHY & RELIGION</u>				
TAINE DUNCAN	DEPARTMENT CHAIR/ASSOCIATE PROFESSOR	620100	46,236		
TIERRA EASTERWOOD	ADMINISTRATIVE SPECIALIST II	620100	26,288		
				72,524	
TAINE DUNCAN	DEPARTMENT CHAIR/ASSOCIATE PROFESSOR	610200	46,236		
JESSE BUTLER	PROFESSOR	610300	72,021		
JAMES DEITRICK	PROFESSOR	610300	72,921		
CLAYTON CROCKETT	PROFESSOR	610300	71,563		
BENJAMIN RIDER	PROFESSOR	610300	72,021		
SHARON MASON	ASSISTANT PROFESSOR	610300	56,528		
GARY THIHHER	LECTURER I	610300	50,964		
PHILLIP SPIVEY	SENIOR LECTURER	610300	55,263		
				451,281	
					Total
				570,041	
	<u>POLITICAL SCIENCE</u>				
CLAY ARNOLD	DEPARTMENT CHAIR/PROFESSOR	620100	52,444		
RACHEL GLENN	ADMINISTRATIVE SPECIALIST II	620100	26,288		
				78,732	
CLAY ARNOLD	DEPARTMENT CHAIR/PROFESSOR	610200	52,444		
KIM HOFFMAN	PROFESSOR	610300	73,507		
MARK MULLENBACH	ASSOCIATE PROFESSOR	610300	66,221		
HEATHER YATES	ASSOCIATE PROFESSOR	610300	61,568		
MARY SULLIVAN	ASSOCIATE PROFESSOR	610300	62,976		
JOSEPH HOWARD	ASSOCIATE PROFESSOR	610300	63,003		
GIZACHEW TIRUNEH	ASSOCIATE PROFESSOR	610300	63,172		
HYO-WON SHIN	ASSISTANT PROFESSOR	610300	55,000		
KISHA HARDWICK	ASSISTANT PROFESSOR	610300	55,693		
BAILEY FAIRBANKS	ASSISTANT PROFESSOR	610300	55,121		
MARK ELROD	LECTURER I	610300	45,185		
				601,446	
					Total
				732,622	
	<u>SOCIOLOGY, CRIMINOLOGY, & ANTHROPOLOGY</u>				
ED POWERS	DEPARTMENT CHAIR/ASSOCIATE PROFESSOR	620100	49,222		
MARY CRAWFORD	ADMINISTRATIVE SPECIALIST II	620100	26,288		
				75,510	
MARY CRAWFORD	CAREER SERVICE	620120	1,000		
ED POWERS	DEPARTMENT CHAIR/ASSOCIATE PROFESSOR	610200	49,222		

			ACCT CODE	DEPT SALARY	TOTAL SALARY
EXECUTIVE VP & PROVOST	JANET WILSON	PROFESSOR	610300	86,128	
	ERIC BOWNE	ASSOCIATE PROFESSOR	610300	60,608	
	JOHN TOTH	ASSOCIATE PROFESSOR	610300	76,153	
	RIFAT AKHTER	ASSOCIATE PROFESSOR	610300	63,393	
	VACANT	ASSOCIATE PROFESSOR	610300	55,000	
	SHERRY SKAGGS	ASSOCIATE PROFESSOR	610300	61,831	
	DUNCAN MCKINNON	ASSOCIATE PROFESSOR	610300	62,090	
	MATTHEW MOORE	ASSOCIATE PROFESSOR	610300	61,035	
	SUSAN RICH	ASSOCIATE PROFESSOR	610300	63,307	
	STACY LOM	ASSISTANT PROFESSOR	610300	57,136	
	NEW POSITION	LECTURER I	610300	52,000	
	DESMOND JONES	LECTURER I	610300	43,483	
				<u>742,164</u>	
			Total		867,896
<u>ASSOCIATE VP FOR ENROLLMENT MANAGEMENT</u>					
KEVIN THOMAS	ASSOCIATE VICE PRESIDENT FOR ENROLLMENT MANAGEMENT		620100	130,050	
SHALIA DELPH	ASSISTANT TO THE AVP/OFFICE MANAGER		620100	<u>38,148</u>	
				168,198	
SHALIA DELPH	CAREER SERVICE		620120	1,000	
		Total		169,198	
<u>ADMISSIONS & ENROLLMENT SERVICES</u>					
COURTNEY BRYANT	DIRECTOR OF ADMISSIONS		620100	87,032	
SYDNEY WELCH	ADMISSIONS COUNSELOR		620100	36,720	
SYDNEY JONES	ASSISTANT DIRECTOR OF CAMPUS PREVIEW DAYS		620100	44,133	
LAUREN CRAFTON	ADMISSIONS COUNSELOR		620100	36,720	
VACANT	ASSISTANT DIRECTOR OF CAMPUS VISITS		620100	44,133	
VACANT	REGIONAL ADMISSIONS COUNSELOR		620100	43,350	
CLAIRE TOBER	ADMISSIONS COUNSELOR		620100	36,720	
VACANT	ADMISSIONS COUNSELOR		620100	36,000	
CAITLIN STRAW	SENIOR ADMISSIONS COUNSELOR		620100	42,032	
JUSTINA GRUBBS	ASSOCIATE DIRECTOR OF ADMISSIONS & TECHNOLOGY		620100	52,540	
ASHLEY BERRY	ASSOCIATE DIRECTOR OF RECRUITMENT		620100	61,998	
BRYTTANI BARTLETT	ASSOCIATE DIRECTOR OF COMMUNICATIONS & MARKETING		620100	51,000	
EVANGELINE LEICHT	SENIOR ADMISSIONS COUNSELOR		620100	37,270	
JILL HOLLOWELL	ADMISSIONS ANALYST		620100	31,954	
KASEY LICHT	ADMISSIONS ANALYST		620100	31,954	
LOGAN WOLFE	ADMISSIONS ANALYST		620100	31,954	
VACANT	ADMISSIONS ANALYST		620100	31,327	
VACANT	ADMINISTRATIVE SPECIALIST III		620100	25,773	
LAURA MONROE	ADMINISTRATIVE SPECIALIST II		620100	<u>27,148</u>	
				789,758	
COURTNEY BRYANT	CAREER SERVICE		620120	1,000	
EVANGELINE LEICHT	CAREER SERVICE		620120	1,000	
LAURA MONROE	CAREER SERVICE		620120	<u>1,500</u>	
				3,500	
		Total		793,258	
<u>OFFICE OF STUDENT SUCCESS</u>					
JULIA WINDEN FEY	DIRECTOR		620100	82,623	
ANDREW RICHARDSON	ASSOCIATE DIRECTOR		620100	46,410	

			ACCT CODE	DEPT SALARY	TOTAL SALARY
EXECUTIVE VP & PROVOST	MARVIN WILLIAMS	PROGRAM COORDINATOR FOR STUDENT SUCCESS	620100	45,888	
	SHELLY VANGSNES	PROGRAM COORDINATOR	620100	40,800	
	MADISON WATKINS	ADMINISTRATIVE SPECIALIST III	620100	27,540	
				<u>243,261</u>	
	JULIA WINDEN FEY	CAREER SERVICE	620120	1,200	
	MARVIN WILLIAMS	CAREER SERVICE	620120	1,200	
				<u>2,400</u>	
			Total		245,661
	<u>TUTORING SERVICES</u>				
	JACOB CHRISTIE	ASSISTANT DIRECTOR OF STUDENT SUCCESS - TUTORING SERVICES	620100	46,410	
	ANDREW ROSS	EVENING SUPERVISOR	620100	36,720	
				<u>83,130</u>	
		NON-Classified PART-TIME	620115	7,395	
			Total		90,525
	<u>ACADEMIC ADVISING CENTER</u>				
	LEIGH ANN DENHARTOG	DIRECTOR	620100	75,065	
	JENNIFER RUUD	ASSOCIATE DIRECTOR	620100	53,550	
	KAYLA THOMAS	EDUCATION COUNSELOR	620100	36,990	
	DYLAN RICHARDSON	EDUCATION COUNSELOR	620100	36,990	
	HEATHER LEMON	EDUCATION COUNSELOR	620100	36,990	
	EMMA ALLEN	EDUCATION COUNSELOR	620100	36,990	
	KENNETH AVERY	EDUCATION COUNSELOR	620100	36,990	
	ANIAYA WORTH	EDUCATION COUNSELOR	620100	39,651	
	JEREMY THOMAS	EDUCATION COUNSELOR	620100	36,990	
	MICHELLE REINOLD	PROGRAM COORDINATOR	620100	34,256	
	LEILA DICKINSON	EDUCATION COUNSELOR	620100	37,005	
	PEARLIE WILLIAMS	EDUCATION COUNSELOR	620100	39,066	
	HANNAH HANSHAW	COLLEGE RECRUITER	620100	36,990	
	JESSICA REMETIC	EDUCATION COUNSELOR	620100	39,066	
	CHERYL THEALL	EDUCATION COUNSELOR	620100	39,066	
	CATHERINE LYONS	EDUCATION COUNSELOR	620100	37,358	
	CHRISTENE PEEL	EDUCATION COUNSELOR	620100	37,005	
	VACANT	EDUCATION COUNSELOR	620100	36,730	
	CHRISTINA WOLFE	EDUCATION COUNSELOR	620100	37,361	
	NEW POSITION	ACADEMIC ADVISOR	620100	36,730	
				<u>800,839</u>	
	LEIGH ANN DENHARTOG	CAREER SERVICE	620120	1,000	
	JENNIFER RUUD	CAREER SERVICE	620120	1,000	
	HEATHER LEMON	CAREER SERVICE	620120	1,000	
	ANIAYA WORTH	CAREER SERVICE	620120	800	
	MICHELLE REINOLD	CAREER SERVICE	620120	1,500	
	LEILA DICKINSON	CAREER SERVICE	620120	800	
	PEARLIE WILLIAMS	CAREER SERVICE	620120	1,000	
	JESSICA REMETIC	CAREER SERVICE	620120	1,000	
	CHERYL THEALL	CAREER SERVICE	620120	800	
	CHRISTENE PEEL	CAREER SERVICE	620120	1,000	
				<u>9,900</u>	
		NON-Classified PART-TIME	620115	54,051	
			Total		864,790

			ACCT CODE	DEPT SALARY	TOTAL SALARY
EXECUTIVE VP & PROVOST	<u>ATHLETIC ACADEMIC ADVISING</u>				
	SCOTT BREZEE	DIRECTOR OF ATHLETIC ACADEMIC ADVISING	620100	51,642	
	ANDREW FAULKNER	ATHLETIC ACADEMIC ADVISOR	620100	42,130	
	JENNIFER WOFFORD	STUDENT ATHLETE DEVELOPMENT SPECIALIST	620100	37,005	
	GEOFFREY THIERS	ATHLETIC ACADEMIC ADVISOR	620100	37,975	
				<u>168,752</u>	
	SCOTT BREZEE	CAREER SERVICE	620120	1,000	
	ANDREW FAULKNER	CAREER SERVICE	620120	1,000	
	GEOFFREY THIERS	CAREER SERVICE	620120	800	
				<u>2,800</u>	
		Total		171,552	
	<u>REGISTRAR'S OFFICE</u>				
VICKY SUMMERS	REGISTRAR	620100	81,151		
AMANDA PALADINO	ASSOCIATE REGISTRAR	620100	53,550		
JAMES GERDES	RECORDS EVALUATOR/PROJECT COORDINATOR	620100	40,800		
LINDSAY MURRAY	RECORDS & REGISTRATION COORDINATOR	620100	40,800		
TRAVIS JOHNSON	GRADUATION PROJECT COORDINATOR	620100	40,800		
JOANNA TREVINO-HOADLEY	PROJECT/PROGRAM SPECIALIST-CONCURRENT ENROLLMENT	620100	40,667		
GEORGE ABLES	DEGREE WORKS PROJECT COORDINATOR	620100	51,000		
LISA CANADY	PROGRAM COORDINATOR	620100	33,247		
LA'DAJAH BLEDSOE	ASSISTANT REGISTRAR	620100	30,433		
VACANT	ASSISTANT REGISTRAR	620100	29,836		
VACANT	ASSISTANT REGISTRAR	620100	29,836		
MALLORY CRENSHAW	ASSISTANT REGISTRAR	620100	30,900		
CONNIE BALLARD	ASSISTANT REGISTRAR	620100	30,433		
ROBERT HALL	NCAA CERTIFICATION SPECIALIST	620100	34,680		
NEW POSITION	PROJECT COORDINATOR FOR CURRICULUM & TECHNOLOGY	620100	47,000		
			<u>615,133</u>		
VICKY SUMMERS	CAREER SERVICE	620120	800		
LISA CANADY	CAREER SERVICE	620120	1,000		
			<u>1,800</u>		
		Total		616,933	
	<u>VETERAN SERVICES</u>				
GREGORY PELTS	DIRECTOR	620100	45,900		
		Total		45,900	
	<u>ONLINE, TRANSFER, & RETURNING STUDENT SERVICES</u>				
BRIAN CORBIN	DIRECTOR OF TRANSFER SERVICES	620100	74,279		
CHRISTOPHER RIGGINS	ASSISTANT DIRECTOR OF TRANSFER RECRUITMENT	620100	59,256		
VACANT	ASSISTANT DIRECTOR OF TRANSFER ADVISING	620100	37,660		
MEAGAN BOWDEN	ASSISTANT DIRECTOR OF NEW STUDENT ONBOARDING	620100	42,656		
MALCOLM SMITH	ASSISTANT DIRECTOR OF UCA ONLINE	620100	41,828		
MISTY MORAN	PROGRAM COORDINATOR	620100	40,020		
			<u>295,699</u>		
CHRISTOPHER RIGGINS	CAREER SERVICE	620120	1,200		
BRIAN CORBIN	CAREER SERVICE	620120	1,200		
MALCOLM SMITH	CAREER SERVICE	620120	800		

			ACCT CODE	DEPT SALARY	TOTAL SALARY
EXECUTIVE VP & PROVOST	MISTY MORAN	CAREER SERVICE	620120	<u>1,000</u>	
					4,200
			Total		299,899
	<u>STUDENT FINANCIAL AID</u>				
	KIMBERLY STUBBS	DIRECTOR	620100	91,800	
	VACANT	ASSOCIATE DIRECTOR OF FINANCIAL AID	620100	66,000	
	SARAH HEADLEY	ASSISTANT DIRECTOR OF FINANCIAL AID	620100	47,286	
	CHRISTY GARRETT-JONES	ASSISTANT DIRECTOR OF FINANCIAL AID	620100	50,636	
	TRAVIS KUNKLE	ASSISTANT DIRECTOR OF FINANCIAL AID	620100	45,900	
	LESLIE KNOX	ASSISTANT DIRECTOR OF FINANCIAL AID	620100	50,636	
	LYNETTA MORRIS	FINANCIAL AID COUNSELOR	620100	34,991	
	COURTNEY GOODE	SCHOLARSHIP COORDINATOR	620100	32,637	
	VACANT	FINANCIAL AID COUNSELOR	620100	31,335	
	VACANT	FISCAL SUPPORT SPECIALIST	620100	27,500	
	VACANT	FISCAL SUPPORT SPECIALIST	620100	27,500	
	VACANT	FINANCIAL AID COORDINATOR	620100	34,680	
	CHRISTY DADE	HE INST PROGRAM COORDINATOR	620100	38,201	
	JASMINE DRIVER	FINANCIAL AID COUNSELOR	620100	31,036	
	JOHN WILLIAMS	FINANCIAL AID COUNSELOR	620100	31,657	
	CARMEN CARR	FINANCIAL AID COUNSELOR	620100	31,657	
	ALEX LIEBHABER	FINANCIAL AID ANALYST	620100	31,036	
	TIFFANY THORNTON	FINANCIAL AID ANALYST	620100	31,657	
	APRIL DAVIES	FINANCIAL AID SPECIALIST	620100	<u>33,427</u>	
					769,572
	LYNETTA MORRIS	CAREER SERVICE	620120	800	
	LESLIE KNOX	CAREER SERVICE	620120	1,200	
	CHRISTY DADE	CAREER SERVICE	620120	<u>1,000</u>	
					3,000
			Total		772,572
	<u>HONORS COLLEGE</u>				
	PATRICIA SMITH	DEAN/ASSOCIATE PROFESSOR	620100	64,604	
	LEAH HORTON	ASSOCIATE DEAN/ASSISTANT PROFESSOR	620100	39,015	
	LANITA ADDISON	ADMINISTRATIVE SPECIALIST II	620100	<u>26,288</u>	
					129,907
	LANITA ADDISON	CAREER SERVICE	620120	1,200	
	PATRICIA SMITH	DEAN/ASSOCIATE PROFESSOR	610200	64,604	
	LEAH HORTON	ASSOCIATE DEAN/ASSISTANT PROFESSOR	610200	<u>39,015</u>	
					103,619
	DONNA BOWMAN	PROFESSOR	610300	79,143	
	ADAM FRANK	PROFESSOR	610300	79,142	
	ELLEN HOSTETTER	ASSOCIATE PROFESSOR	610300	62,225	
	DOUGLAS CORBITT	LECTURER I	610300	48,299	
	CYNTHIA LEA	LECTURER I	610300	<u>43,089</u>	
					311,898
			Total		546,624

			ACCT CODE	DEPT SALARY	TOTAL SALARY
EXECUTIVE VP & PROVOST	<u>LEARNING COMMUNITIES</u>				
	JAYME STONE	DIRECTOR OF LEARNING COMMUNITIES/INSTRUCTOR	620100	62,254	
	CHRIS CRAUN	ACADEMIC DIRECTOR/ASSISTANT PROFESSOR	620100	36,468	72,936
	LOUISA MOSELEY	ACADEMIC DIRECTOR	620100	26,270	
	CARL OLDS	ACADEMIC DIRECTOR	620100	28,898	
	ASHLEY HICKS	ACADEMIC DIRECTOR	620100	23,644	
	SHIRLEY MORRIS	ADMINISTRATIVE SPECIALIST II	620100	26,288	
				<u>203,822</u>	
	JAYME STONE	CAREER SERVICE	620120	1,500	
	LOUISA MOSELEY	ACADEMIC DIRECTOR	610200	26,270	
	CARL OLDS	ACADEMIC DIRECTOR	610200	28,897	
	ASHLEY HICKS	ACADEMIC DIRECTOR	610200	23,643	
				<u>78,810</u>	
			Total		284,132
		<u>DEAN/GRADUATE SCHOOL</u>			
ANGELA BARLOW	GRADUATE DEAN/DIRECTOR OF SPONSORED PROGRAMS	620100	71,994	143,986	
RAE MILLER	COMPUTER SUPPORT SPECIALIST	620100	38,495		
JENNIFER BELL	PROGRAM COORDINATOR	620100	31,954		
TAYLOR INGRAM	STUDENT APPLICATIONS SPECIALIST	620100	31,954		
COLLEEN ELLIOTT	STUDENT APPLICATIONS SPECIALIST	620100	31,954		
			<u>206,351</u>		
RAE MILLER	CAREER SERVICE	620120	800		
COLLEEN ELLIOTT	CAREER SERVICE	620120	800		
			<u>1,600</u>		
		Total		207,951	
	<u>RESEARCH ADMINISTRATION</u>				
ANGELA BARLOW	GRADUATE DEAN/DIRECTOR OF SPONSORED PROGRAMS	620100	71,993	143,986	
LESLIE GEORGE	PROGRAM COORDINATOR	620100	35,120		
			<u>107,113</u>		
LESLIE GEORGE	CAREER SERVICE	620120	1,000		
		Total		108,113	
	<u>OFFICE OF RESEARCH & SPONSORED PROGRAMS</u>				
JOY RITCHEY	DIRECTOR OF RESEARCH & SPONSORED PROGRAMS	620100	83,232		
BRITTANY FOSTER	GRANT ADMINISTRATOR	620100	41,454		
MACY GEDDES	GRANT ADMINISTRATOR	620100	41,454		
SARA BAILEY	PROPOSAL DEVELOPMENT SPECIALIST	620100	46,359		
			<u>212,499</u>		
SARA BAILEY	CAREER SERVICE	620120	800		
		Total		213,299	

			ACCT CODE	DEPT SALARY	TOTAL SALARY
EXECUTIVE VP & PROVOST	RESEARCH COMPLIANCE				
	KIMBERLY ASHLEY-PAULEY	RESEARCH COMPLIANCE OFFICER	620100	44,504	
	KIMBERLY ASHLEY-PAULEY	CAREER SERVICE	620120	1,200	
			Total	45,704	
	GRANTS & CONTRACTS ACCOUNTING				
	ELIZABETH WHITE	SENIOR POST-AWARD ADMINISTRATOR	620100	42,840	
	VIVIANA AMIGO	POST AWARD SPECIALIST	620100	40,000	
	TING-CHI CHEN	POST AWARD GRANT ADMINISTRATOR	620100	<u>40,800</u>	
				123,640	
			Total	123,640	
	OUTREACH AND COMMUNITY ENGAGEMENT- ADMINISTRATION				
	SHANEIL EALY	ASSOCIATE VP FOR OUTREACH AND COMMUNITY ENGAGEMENT	620100	115,588	
	KRISTY CARTER	DIRECTOR OF MARKETING	620100	85,523	
	BILLIE HILL	DIRECTOR OF FINANCE, FACILITIES & SYSTEMS	620100	84,064	
	GLEB POLOVTSEV	TECHNOLOGY COORDINATOR	620100	45,862	
	VACANT	MARKETING SPECIALIST	620100	37,334	
	CARLOS HERRERA	FISCAL SUPPORT ANALYST	620100	31,941	
	TRACIE SPIVEY	OFFICE MANAGER	620100	<u>33,247</u>	
				433,559	
	SHANEIL EALY	CAREER SERVICE	620120	1,200	
	GLEB POLOVTSEV	CAREER SERVICE	620120	1,000	
	KRISTY CARTER	CAREER SERVICE	620120	1,000	
	BILLIE HILL	CAREER SERVICE	620120	1,200	
	TRACIE SPIVEY	CAREER SERVICE	620120	<u>800</u>	
				5,200	
			Total	438,759	
	OUTREACH AND COMMUNITY ENGAGEMENT- CAMPS AND CONFERENCES				
	MELANIE STRAW	DIRECTOR OF CONFERENCE SERVICES	620100	49,136	
	CYNTHIA BALLARD	LEAD EVENT COORDINATOR	620100	32,273	
	TAYLOR SONE	CAMP/EVENT COORDINATOR	620100	31,968	
	RILEY NOBLETT	EVENT COORDINATOR	620100	<u>26,288</u>	
				139,665	
	MELANIE STRAW	CAREER SERVICE	620120	1,000	
			Total	140,665	
	OUTREACH AND COMMUNITY ENGAGEMENT- NON-CREDIT				
	REUEL SHEPHERD	DIRECTOR OF PROGRAMS & SERVICES/WORKFORCE COORDINATOR	620100	49,265	
	VACANT	COORDINATOR FOR PROGRAMS & SERVICES	620100	25,773	
	PAULA MYERS	COORDINATOR OF NON-CREDIT PROGRAMS	620100	<u>27,353</u>	
				102,391	
	PAULA MYERS	CAREER SERVICE	620120	800	
		NON-CLASSIFIED PART-TIME	620115	955	
			Total	104,146	

EXECUTIVE VP & PROVOST	<u>CENTER FOR GLOBAL LEARNING & ENGAGEMENT</u>		ACCT CODE	DEPT SALARY	TOTAL SALARY
	PHILLIP BAILEY	ASSOCIATE VP FOR INTERNATIONAL EDUCATION & ENGAGEMENT	620100	125,571	
	ASHLEY PETTINGILL	DIRECTOR	620100	62,114	
	ALEXANDRA DEPNER	EDUCATION ABROAD DIRECTOR	620100	48,960	
	PAMELA WOODARD GEORGE	INTERNATIONAL STUDENT & SCHOLAR SERVICES PROJECT MANAGER	620100	39,715	
	IESHAH BLANCHARD	EDUCATION ABROAD ADVISOR	620100	33,660	
	ELIZABETH BURKS	INTERNATIONAL ADMISSIONS COUNSELOR/RECRUITER	620100	31,954	
	JINGJING LI	INTERNATIONAL RECRUITMENT SPECIALIST	620100	40,800	
	MATTHEW SMITH	INTERNATIONAL ADMISSIONS COUNSELOR/RECRUITER	620100	35,728	
	MICHELLE WYNN	ADMINISTRATIVE SPECIALIST III	620100	29,117	
	SARAH HABTERMARIAM	INTERNATIONAL STUDENT & SCHOLAR SERVICES COORDINATOR	620100	<u>35,374</u>	
				482,993	
	ASHLEY PETTINGILL	CAREER SERVICE	620120	1,200	
	PAMELA WOODARD GEORGE	CAREER SERVICE	620120	800	
	MICHELLE WYNN	CAREER SERVICE	620120	<u>800</u>	
				2,800	
			Total	485,793	
			DIVISION TOTAL	52,894,757	

			ACCT CODE	DEPT SALARY	TOTAL SALARY	
VP FINANCE & ADMINISTRATION	<u>VP FINANCE & ADMINISTRATION</u>					
		TERRI CANINO	VP FINANCE & ADMINISTRATION	620100	198,900	
		VACANT	ASSOCIATE VP FOR FINANCE	620100	130,707	
		MICHAEL SMITH	FINANCE TECHNICAL SUPPORT SPECIALIST	620100	68,302	
		ASHLEY BENNETT	PROJECT ADMINISTRATOR	620100	25,296	50,592
					423,205	
		TERRI CANINO	CAREER SERVICE	620120	1,500	
		MICHAEL SMITH	CAREER SERVICE	620120	1,200	
					2,700	
				Total	425,905	
	<u>PHYSICAL PLANT ADMINISTRATION</u>					
	KEVIN CARTER	ASSOCIATE VP FOR FACILITIES	620100	102,000	127,500	
	NELSON LANDERS	ASSISTANT DIRECTOR OF FACILITIES	620100	81,600		
	GEORGE ANDERSON	DIRECTOR OF ENERGY MANAGEMENT SERVICES	620100	84,150		
	DANIELLE BARRON	DIRECTOR OF PLANNING, DESIGN & CONSTRUCTION	620100	81,600		
	JON DAVIS	GROUNDS & LANDSCAPE MANAGER	620100	51,713		
	BRENDA GRAFF	TIMEKEEPING SUPERVISOR	620100	40,800		
	BRANDI LYNCH	FISCAL SUPPORT ANALYST	620100	40,800		
	DANNY KENDRICK	CONSTRUCTION INSPECTOR	620100	45,000		
	DARRELL WALSH	SENIOR ASSISTANT ATHLETIC DIRECTOR	620100	37,517	75,033	
	VACANT	ADMINISTRATIVE SPECIALIST III	620100	40,000		
	DONNA MURPHY	ADMINISTRATIVE SPECIALIST III	620100	40,800		
	JENNY CHAMBLISS	ADMINISTRATIVE SPECIALIST II	620100	28,917		
	JONATHAN WHITWORTH	ADMINISTRATIVE SPECIALIST III	620100	26,288		
				701,185		
	KEVIN CARTER	CAREER SERVICE	620120	640	800	
	NELSON LANDERS	CAREER SERVICE	620120	1,000		
	JON DAVIS	CAREER SERVICE	620120	800		
	BRENDA GRAFF	CAREER SERVICE	620120	1,500		
	BRANDI LYNCH	CAREER SERVICE	620120	1,200		
	DANNY KENDRICK	CAREER SERVICE	620120	800		
	DARRELL WALSH	CAREER SERVICE	620120	750	1,500	
	DONNA MURPHY	CAREER SERVICE	620120	1,500		
				8,190		
			Total	709,375		
	<u>ENVIRONMENTAL HEALTH & SAFETY</u>					
	LONDON MORRIS	FIRE EXTINGUISHER INSPECTOR/MAINTENANCE ASSISTANT	620100	25,500		
			Total	25,500		
	<u>BUILDING MAINTENANCE</u>					
	TERRY PHILLIPS	PROJECT/PROGRAM MANAGER	620100	51,000		
	LESLIE GROOMS	ENVIRONMENTAL CONTROL & UTILITIES MANAGER	620100	45,900		
	DALLAS TOMPKINS	HVAC CONTROLS COORDINATOR ENERGY	620100	69,360		
	VACANT	MASTER LOCKSMITH	620100	40,000		
	DAVID MATTHEWS	HVAC SHOP SUPERVISOR	620100	53,040		
	CHRISTOPHER BENTON	SKILLED TRADES FOREMAN	620100	53,040		
	MARK MIZE	CONSTRUCTION/MAINTENANCE COORDINATOR	620100	46,232		
	JEREMY LANDRETH	CONSTRUCTION/MAINTENANCE COORDINATOR	620100	45,900		
	JOHN KEPKE	CARPENTRY SHOP SUPERVISOR	620100	40,800		
	JAMES LEWIS	SKILLED TRADES SUPERVISOR	620100	53,040		
	VACANT	SKILLED TRADES SUPERVISOR	620100	42,000		

			ACCT CODE	DEPT SALARY	TOTAL SALARY
VP FINANCE & ADMINISTRATION	MICHAEL THOMPSON	LOCKSMITH/CARPENTER	620100	45,900	
	CORY CLINE	HVAC CONTROLS SPECIALIST	620100	51,000	
	ROBBIE HEFFINGTON	HVAC SPECIALIST	620100	45,900	
	MICHAEL JOHNSON	HVAC SPECIALIST	620100	45,900	
	JOHNNY ZAPPA	HVAC SPECIALIST	620100	45,900	
	MARY DAVIS	SKILLED TRADESMAN/LOCKSMITH	620100	32,640	
	RYAN FRASER	SKILLED TRADESMAN	620100	34,272	
	JAMES SPICKARD	SKILLED TRADESMAN	620100	35,700	
	TIM INGRAM	SKILLED TRADESMAN	620100	40,800	
	JOSHUA WHITLEY	SKILLED TRADESMAN - ELECTRICAL	620100	45,000	
	MICKEY MCCHRISTIAN	HVAC TECHNICIAN	620100	31,045	
	JOHNATHAN ATKINSON	SKILLED TRADESMAN	620100	34,272	
	CARL CHRISTOPHER	FACILITIES CARPENTER	620100	35,700	
	VACANT	SKILLED TRADESMAN	620100	31,000	
	DANIEL DAY	SKILLED TRADES HELPER	620100	27,506	
	DEVIN HOOPER GREENFIELD	SKILLED TRADES HELPER	620100	30,382	
	VACANT	SKILLED TRADES HELPER	620100	30,600	
	JEREMY DAVIS	SKILLED TRADES HELPER	620100	27,917	
	GARY CROSS	ENGINEER TECHNICIAN	620100	35,168	
					<u>1,246,914</u>
	LESLIE GROOMS	CAREER SERVICE	620120	1,500	
	MARK MIZE	CAREER SERVICE	620120	1,000	
	JEREMY LANDRETH	CAREER SERVICE	620120	1,200	
	JAMES LEWIS	CAREER SERVICE	620120	1,000	
	MICHAEL THOMPSON	CAREER SERVICE	620120	1,200	
	CORY CLINE	CAREER SERVICE	620120	1,000	
	RYAN FRASER	CAREER SERVICE	620120	1,200	
	TIM INGRAM	CAREER SERVICE	620120	1,500	
	JOHNATHAN ATKINSON	CAREER SERVICE	620120	1,200	
	JEREMY DAVIS	CAREER SERVICE	620120	1,000	
	GARY CROSS	CAREER SERVICE	620120	800	
				<u>12,600</u>	
			Total		1,259,514
	<u>CUSTODIAL CARE</u>				
	<u>BASE SALARY DOES NOT INCLUDE SHIFT</u>				
	TRAVIS HENSLEY	RECYCLING & CUSTODIAL SERVICES MANAGER	620100	51,000	
	LORI FORTE	SKILLED TRADES HELPER	620100	26,704	
	MARY FRISBY	HOUSEKEEPING SUPERVISOR	620100	34,096	
	HEATHER LAPINE	MAINTENANCE SUPERVISOR	620100	30,433	
	ALICE BARNES	COORDINATOR OF HOUSEKEEPING	620100	30,996	
	LINA O'CONNELL	COORDINATOR OF HOUSEKEEPING	620100	31,484	
	RICKY COMBS	COORDINATOR OF HOUSEKEEPING	620100	32,640	
	JESSICA ZIMMEREKNER	INSTITUTIONAL SERVICES SUPERVISOR	620100	26,186	
	JENNIFER DAY	INSTITUTIONAL SERVICES SUPERVISOR	620100	26,186	
	GARY SIEG	MAINTENANCE ASSISTANT	620100	27,917	
	GLEN HAMILTON	INSTITUTIONAL SERVICES ASSISTANT	620100	23,806	
	JUANA RODRIGUEZ	INSTITUTIONAL SERVICES ASSISTANT	620100	23,806	
	JOSEFINA LUCERO	INSTITUTIONAL SERVICES ASSISTANT	620100	23,806	
	JASON STEELE	INSTITUTIONAL SERVICES ASSISTANT	620100	30,242	
	SHANTEL CARTER	INSTITUTIONAL SERVICES ASSISTANT	620100	23,631	
	CYNTHIA PENNINGTON	INSTITUTIONAL SERVICES ASSISTANT	620100	23,631	
	VACANT	INSTITUTIONAL SERVICES ASSISTANT	620100	23,631	
	ASHLEY STOKES	INSTITUTIONAL SERVICES ASSISTANT	620100	23,631	
	THOMAS MCDANIEL	INSTITUTIONAL SERVICES ASSISTANT	620100	23,806	
	TAVIAN CRANFORD	INSTITUTIONAL SERVICES ASSISTANT	620100	23,631	

			ACCT CODE	DEPT SALARY	TOTAL SALARY	
VP FINANCE & ADMINISTRATION	BOBBY BRADFORD	INSTITUTIONAL SERVICES ASSISTANT	620100	23,660		
	JENNIFER OLSON	INSTITUTIONAL SERVICES ASSISTANT	620100	23,806		
	DANIELLE BATES	INSTITUTIONAL SERVICES ASSISTANT	620100	23,631		
	RUSSELL BARBER	INSTITUTIONAL SERVICES ASSISTANT	620100	23,806		
	CYNTHIA RAMOS	INSTITUTIONAL SERVICES ASSISTANT	620100	23,631		
	JACOB KAUFMAN	INSTITUTIONAL SERVICES ASSISTANT	620100	23,631		
	CARLEY BOLING	INSTITUTIONAL SERVICES ASSISTANT	620100	23,806		
	JARVIS JOLIVETTE	INSTITUTIONAL SERVICES ASSISTANT	620100	23,806		
	THOMAS KAUFMAN	CUSTODIAL EQUIPMENT OPERATOR	620100	23,938		
	ERIC WEINERT	CUSTODIAL EQUIPMENT OPERATOR	620100	23,692		
	CHRISTOPHER REYNOLDS	CUSTODIAL EQUIPMENT OPERATOR	620100	23,938		
	JOHN THOMAS	INSTITUTIONAL SERVICES ASSISTANT	620100	23,806		
	CHRISTIAN SINGLEY	INSTITUTIONAL SERVICES ASSISTANT	620100	23,631		
	CHAMENA SIEG	INSTITUTIONAL SERVICES ASSISTANT	620100	23,806		
	WALTER SULLIVAN	INSTITUTIONAL SERVICES ASSISTANT	620100	23,806		
	TALMADGE BABB	INSTITUTIONAL SERVICES ASSISTANT	620100	26,288		
	LISA TAYLOR	INSTITUTIONAL SERVICES ASSISTANT	620100	23,806		
	SARAH HENSLEY	INSTITUTIONAL SERVICES ASSISTANT	620100	23,806		
	LISA BARKER	INSTITUTIONAL SERVICES ASSISTANT	620100	23,806		
	ELIZABETH RYAN	INSTITUTIONAL SERVICES ASSISTANT	620100	23,806		
	SHELIA REILLY	INSTITUTIONAL SERVICES ASSISTANT	620100	23,806		
	DOUGLAS PUTTOCK	INSTITUTIONAL SERVICES ASSISTANT	620100	23,806		
	STACIE ROGERS	INSTITUTIONAL SERVICES ASSISTANT	620100	23,631		
	DALTON TUCKER	INSTITUTIONAL SERVICES ASSISTANT	620100	23,806		
	TONYA KAUFMAN	INSTITUTIONAL SERVICES ASSISTANT	620100	23,806		
	DONNA HERRING	INSTITUTIONAL SERVICES ASSISTANT	620100	23,806		
	GEORGE JENKINS	INSTITUTIONAL SERVICES ASSISTANT	620100	23,806		
	JOSHUA PERRY	INSTITUTIONAL SERVICES ASSISTANT	620100	23,806		
					<u>1,229,442</u>	
		TRAVIS HENSLEY	CAREER SERVICE	620120	800	
	LORI FORTE	CAREER SERVICE	620120	1,500		
	MARY FRISBY	CAREER SERVICE	620120	1,500		
	ALICE BARNES	CAREER SERVICE	620120	1,200		
	LINA O'CONNELL	CAREER SERVICE	620120	1,000		
	RICKY COMBS	CAREER SERVICE	620120	1,000		
	JESSICA ZIMMEREKNER	CAREER SERVICE	620120	800		
	JENNIFER DAY	CAREER SERVICE	620120	800		
	GARY SIEG	CAREER SERVICE	620120	800		
	GLEN HAMILTON	CAREER SERVICE	620120	1,000		
	JUANA RODRIGUEZ	CAREER SERVICE	620120	800		
	JOSEFINA LUCERO	CAREER SERVICE	620120	800		
	JASON STEELE	CAREER SERVICE	620120	1,000		
	CYNTHIA PENNINGTON	CAREER SERVICE	620120	1,200		
	THOMAS MCDANIEL	CAREER SERVICE	620120	800		
	JENNIFER OLSON	CAREER SERVICE	620120	1,500		
	RUSSELL BARBER	CAREER SERVICE	620120	1,500		
	THOMAS KAUFMAN	CAREER SERVICE	620120	1,000		
	CHRISTOPHER REYNOLDS	CAREER SERVICE	620120	1,000		
	JOHN THOMAS	CAREER SERVICE	620120	1,000		
	CHAMENA SIEG	CAREER SERVICE	620120	800		
	WALTER SULLIVAN	CAREER SERVICE	620120	1,200		
	LISA TAYLOR	CAREER SERVICE	620120	800		
	LISA BARKER	CAREER SERVICE	620120	1,000		
	SHELIA REILLY	CAREER SERVICE	620120	800		
	DOUGLAS PUTTOCK	CAREER SERVICE	620120	800		
	TONYA KAUFMAN	CAREER SERVICE	620120	1,000		
	DONNA HERRING	CAREER SERVICE	620120	1,200		

			ACCT CODE	DEPT SALARY	TOTAL SALARY
VP FINANCE & ADMINISTRATION	GEORGE JENKINS	CAREER SERVICE	620120	800	
	JOSHUA PERRY	CAREER SERVICE	620120	800	
				<u>30,200</u>	
		SHIFT DIFFERENTIAL	620122	32,420	
			Total		1,292,062
<u>GROUNDS MAINTENANCE</u>					
	JACOB SNUGGS	ATHLETIC FIELDS & FACILITIES MANAGER	620100	44,680	
	VACANT	SKILLED TRADES HELPER	620100	26,052	
	PAMELA DOUGHERTY	SKILLED TRADES HELPER	620100	30,424	
	VACANT	MAINTENANCE COORDINATOR	620100	40,000	
	KAY MCFALL	LANDSCAPE SPECIALIST	620100	28,508	
	JASON FRANCISCO	LANDSCAPE SPECIALIST	620100	28,402	
	JERROD KIMBRELL	HEAVY EQUIPMENT OPERATOR	620100	30,708	
	JESS SCHNELL	HEAVY EQUIPMENT OPERATOR	620100	30,404	
	JOHNNY COLE	GROUNDS EQUIPMENT OPERATOR	620100	23,938	
	WARREN GRAY	GROUNDS EQUIPMENT OPERATOR	620100	27,245	
	JEFFERY DAWES	GROUNDS EQUIPMENT OPERATOR	620100	27,245	
	VACANT	GROUNDS EQUIPMENT OPERATOR	620100	29,103	
	LUKE HALL	GROUNDS SANITATION ATTENDANT	620100	27,917	
	CALEB GREEN	GROUNDS EQUIPMENT OPERATOR	620100	27,245	
	STEPHEN CARSON	GROUNDS EQUIPMENT OPERATOR	620100	27,245	
	VACANT	MAINTENANCE ASSISTANT	620100	24,018	
	VACANT	MAINTENANCE ASSISTANT	620100	23,547	
	JACCOB MORRIS	MAINTENANCE ASSISTANT	620100	29,970	
	VACANT	MAINTENANCE ASSISTANT	620100	29,827	
	JAMES LARSON	MAINTENANCE ASSISTANT	620100	34,648	
	ROBERT CONNER	MAINTENANCE ASSISTANT	620100	29,970	
	VACANT	MAINTENANCE ASSISTANT	620100	23,547	
	AUSTIN RIMMER	MAINTENANCE ASSISTANT	620100	30,382	
	ASHTON RICHARDS	MAINTENANCE ASSISTANT	620100	24,018	
	DILLON DOEBLER	MAINTENANCE ASSISTANT	620100	<u>24,018</u>	
					723,061
	JACOB SNUGGS	CAREER SERVICE	620120	1,000	
	PAMELA DOUGHERTY	CAREER SERVICE	620120	1,000	
	KAY MCFALL	CAREER SERVICE	620120	1,500	
	JOHNNY COLE	CAREER SERVICE	620120	800	
	LUKE HALL	CAREER SERVICE	620120	1,000	
	JAMES LARSON	CAREER SERVICE	620120	<u>800</u>	
					6,100
			Total		729,161
<u>MOTOR POOL</u>					
	MICHAEL MURPHY	MECHANIC SUPERVISOR	620100	51,000	
	FONDA RATLIFF	SKILLED TRADESMAN	620100	34,272	
	DYLAN HULL	EQUIPMENT MECHANIC	620100	<u>34,680</u>	
					119,952
	MICHAEL MURPHY	CAREER SERVICE	620120	1,500	
	FONDA RATLIFF	CAREER SERVICE	620120	<u>1,000</u>	
					2,500
			Total		122,452

			ACCT CODE	DEPT SALARY	TOTAL SALARY
VP FINANCE & ADMINISTRATION	<u>MOVING</u>				
	CALE EMMETT	MOVING & EVENTS MANAGER	620100	53,040	
	KEITH WAGONER	MAINTENANCE COORDINATOR	620100	33,552	
	KYLE BOWKER	MAINTENANCE SPECIALIST	620100	29,808	
	JOSEPH ROMIG	MAINTENANCE SPECIALIST	620100	29,070	
				<u>145,470</u>	
			Total		145,470
	<u>PBX</u>				
	JAMIE STURGEON	ADMINISTRATIVE SPECIALIST II	620100	26,288	
			Total		26,288
	<u>SHUTTLE BUS</u>				
	VACANT	TRANSPORTATION MANAGER	620100	42,000	
	SYLVIA WARD	INSTITUTIONAL BUS DRIVER	620100	24,358	
	CHRISTOPHER SEEFELD	OVER THE ROAD/SHUTTLE DRIVER	620100	27,540	
	RACHAEL SMITH	SHUTTLE BUS DRIVER	620100	24,358	
	CHRISTOPHER HEBEL	SHUTTLE BUS DRIVER	620100	29,580	
	VACANT	SHUTTLE BUS DRIVER	620100	29,251	
	VACANT	SHUTTLE BUS DRIVER	620100	23,880	
	VACANT	INSTITUTIONAL BUS DRIVER	620100	27,000	
	ONTEE ROBINSON	INSTITUTIONAL BUS DRIVER	620100	32,168	
	LARONE LOWE III	INSTITUTIONAL BUS DRIVER	620100	30,433	
				<u>290,568</u>	
	CHRISTOPHER HEBEL	CAREER SERVICE	620120	800	
	ONTEE ROBINSON	CAREER SERVICE	620120	800	
	LARONE LOWE III	CAREER SERVICE	620120	800	
				<u>2,400</u>	
			Total		292,968
	<u>WAREHOUSE</u>				
	JASON DAVIS	CAMPUS MAINTENANCE SUPERVISOR	620100	40,800	
	DENISE FOWLER	INVENTORY CONTROL MANAGER	620100	32,566	
	DAVID GRAHAM	WAREHOUSE SPECIALIST	620100	29,230	
	GARY BROYLES	WAREHOUSE WORKER	620100	29,786	
				<u>132,382</u>	
	JASON DAVIS	CAREER SERVICE	620120	800	
	DENISE FOWLER	CAREER SERVICE	620120	1,200	
				<u>2,000</u>	
			Total		134,382
	<u>BUDGET OFFICE</u>				
	LINDA LENTZ	DIRECTOR	620100	83,232	
	VACANT	ASSISTANT BUDGET DIRECTOR	620100	50,000	
	HEATHER HARMON	BUDGET PROGRAM COORDINATOR	620100	37,740	
	VACANT	FISCAL SUPPORT ANALYST	620100	37,000	
				<u>207,972</u>	
	LINDA LENTZ	CAREER SERVICE	620120	1,000	
				<u>1,000</u>	
			Total		208,972

		ACCT CODE	DEPT SALARY	TOTAL SALARY
VP FINANCE & ADMINISTRATION	<u>CONTINGENCY RESERVE</u>			
		CONTINGENCY RESERVE	620100	153,252
		CONTINGENCY RESERVE	620150	166,667
		Total		319,919
	<u>CONTINGENCY RESERVE</u>			
		CONTINGENCY RESERVE	610300	121,352
		CONTINGENCY RESERVE	620100	406,177
		CONTINGENCY RESERVE	620150	337,121
		Total		864,650
	<u>COMPLIANCE OFFICE FOR FINANCE & ADMINISTRATION</u>			
	JENNIFER NEWTON	DIRECTOR OF COMPLIANCE FOR FINANCE & ADMINISTRATION	620100	66,300
	JENNIFER NEWTON	CAREER SERVICE	620120	800
		Total		67,100
	<u>FINANCIAL ACCOUNTING</u>			
	SHAKARIE MURPHY	CONTROLLER	620100	85,680
	VACANT	ASSOCIATE CONTROLLER	620100	60,008
	DEMETRICE WOODS	PROJECT/PROGRAM COORDINATOR	620100	51,000
	CHRISTINA STANFORD	PROJECT COORDINATOR	620100	45,900
	ADRIAN JUAREZ	FISCAL SUPPORT ANALYST	620100	30,433
	CLAIRE SHARPE	FISCAL SUPPORT ANALYST	620100	15,216
	ALYSSA LITTON	FISCAL SUPPORT ANALYST	620100	30,433
	VACANT	FISCAL SUPPORT ANALYST	620100	29,836
	VACANT	ACCOUNTANT I	620100	33,000
				381,506
	SHAKARIE MURPHY	CAREER SERVICE	620120	1,500
				1,500
		Total		383,006
	<u>INVENTORY</u>			
	CLAIRE SHARPE	FISCAL SUPPORT ANALYST	620100	7,608
	CONSTANCE WHITE	INVENTORY CONTROL COORDINATOR	620100	17,794
				25,402
	CONSTANCE WHITE	CAREER SERVICE	620120	400
		Total		25,802
	<u>PROCUREMENT & TRAVEL SERVICES</u>			
	CASSANDRA MCCUIEN-SMITH	DIRECTOR	620100	93,840
	MEGHAN COWAN	ASSISTANT DIRECTOR	620100	61,200
	PAM GIBLET	CONSTRUCTION & CONTRACT MANAGER	620100	59,160
	ALEXANDER BROWN	TRAVEL & CARD SERVICES SUPERVISOR	620100	45,900
	DEBORAH DONALD	TRAVEL FISCAL SUPPORT ANALYST	620100	16,296
	DARYL BABB	TRAVEL FISCAL SUPPORT ANALYST	620100	31,954
	VACANT	BUYER	620100	41,558

			ACCT CODE	DEPT SALARY	TOTAL SALARY
VP FINANCE & ADMINISTRATION	AUDRA EMERSON	BUYER	620100	40,800	
	KRISTEN HIGGINS	ADMINISTRATIVE SPECIALIST III	620100	29,580	
				420,288	
	CASSANDRA MCCUIEN-SMITH	CAREER SERVICE	620120	1,500	
	MEGHAN COWAN	CAREER SERVICE	620120	800	
	PAM GIBLET	CAREER SERVICE	620120	800	
	DEBORAH DONALD	CAREER SERVICE	620120	1,000	
				4,100	
			Total	424,388	
	<u>STUDENT ACCOUNTS</u>				
	SANDRA OTT	DIRECTOR	620100	77,826	
	VACANT	PROJECT SPECIALIST	620100	44,468	
	ALEX WILLIAMS	THIRD PARTY COORDINATOR	620100	31,954	
	EUGENIA HADDICK	FISCAL SUPPORT ANALYST	620100	33,602	
	CARRIE MOSLEY	FISCAL SUPPORT ANALYST/HEAD CASHIER	620100	30,433	
	AUDREKA PETEN	PROJECT SPECIALIST-HOUSING/STUDENT ACCOUNTS	620100	25,566	51,132
	LINDI DOYLE	CASHIER	620100	27,621	
	SUMMER HENSLEY	CASHIER	620100	26,288	
				297,758	
	SANDRA OTT	CAREER SERVICE	620120	1,000	
	EUGENIA HADDICK	CAREER SERVICE	620120	1,000	
	AUDREKA PETEN	CAREER SERVICE	620120	400	800
				2,400	
			Total	300,158	
	<u>BOOKSTORE</u>				
	ASHLEY BENNETT	PROJECT ADMINISTRATOR	620100	12,648	50,592
		CONTINGENCY RESERVE	620150	211	
			Total	12,859	
	<u>GENERAL HOUSING MAINTENANCE</u>				
	KEVIN CARTER	ASSOCIATE VP FOR FACILITIES	620100	25,500	127,500
	LEWIS COLLINS	ASSISTANT DIRECTOR FOR HOUSING FACILITIES	620100	48,960	
	JOSEPH HOOKER	ASSOCIATE DIRECTOR FOR HOUSING FACILITIES	620100	48,960	
	PHILLIP GEORGE	HOUSING PROJECT/PROGRAM SPECIALIST	620100	52,449	
	MARK CLEMENTS	SKILLED TRADESMAN/LOCKSMITH	620100	40,800	
	THOMAS MELROSE	SKILLED TRADESMAN	620100	33,777	
	WILLIAM TOMPSON	SKILLED TRADESMAN	620100	30,600	
	RONALD MCFARLAND	SKILLED TRADESMAN	620100	35,883	
	VACANT	SKILLED TRADESMAN	620100	29,836	
	JULIAN BROWN	SKILLED TRADESMAN	620100	29,886	
	STANLEY WIEDOWER	SKILLED TRADESMAN	620100	33,465	
	JOE ACKERSON	SKILLED TRADESMAN	620100	38,229	
	ROBERT FULMER	SKILLED TRADESMAN/LOCKSMITH	620100	40,800	
	BRYCE WARD	SKILLED TRADESMAN	620100	31,665	
	VACANT	PLUMBER	620100	45,000	
	ELISEO BARRIOS	SKILLED TRADES FOREMAN	620100	45,900	
	DON MOHR	SKILLED TRADES HELPER	620100	23,548	
	NATHAN SWAFFAR	SKILLED TRADES SUPERVISOR HVAC	620100	46,920	
	ZACHARY MCKENNEY	INSTITUTIONAL SERVICES ASSISTANT	620100	23,631	
	ADRIAN ROCKFORD	INSTITUTIONAL SERVICES ASSISTANT	620100	23,631	

			ACCT CODE	DEPT SALARY	TOTAL SALARY
VP FINANCE & ADMINISTRATION	MARIA VELASCO	INSTITUTIONAL SERVICES ASSISTANT	620100	23,806	
	DANIEL RYAN	INSTITUTIONAL SERVICES ASSISTANT	620100	23,631	
	DELORIS GRADY	INSTITUTIONAL SERVICES ASSISTANT	620100	23,631	
	VACANT	INSTITUTIONAL SERVICES ASSISTANT	620100	23,806	
	VACANT	INSTITUTIONAL SERVICES ASSISTANT	620100	23,168	
	TAMMY STARR	INSTITUTIONAL SERVICES ASSISTANT	620100	23,806	
	NICOLAS HOLLOWELL	INSTITUTIONAL SERVICES ASSISTANT	620100	23,631	
	KATLYNN WALKER	INSTITUTIONAL SERVICES ASSISTANT	620100	23,631	
	DEBRA FORESTER	INSTITUTIONAL SERVICES ASSISTANT	620100	23,631	
	MICHAEL SHEPEARD	INSTITUTIONAL SERVICES ASSISTANT	620100	23,631	
	BERTHA ACOSTA OROZCO	INSTITUTIONAL SERVICES ASSISTANT	620100	23,806	
	MISTY DOUGHERTY	INSTITUTIONAL SERVICES ASSISTANT	620100	23,806	
	STANLEY TALLEY	INSTITUTIONAL SERVICES ASSISTANT	620100	23,806	
	MEAGAN ADAMS	INSTITUTIONAL SERVICES ASSISTANT	620100	23,806	
	AMANDA ACKERSON	INSTITUTIONAL SERVICES ASSISTANT	620100	23,806	
	LISA MOSES	INSTITUTIONAL SERVICES ASSISTANT	620100	23,806	
	VACANT	INSTITUTIONAL SERVICES ASSISTANT	620100	23,168	
	VACANT	INSTITUTIONAL SERVICES ASSISTANT	620100	23,631	
	ANGELA STRAIN	INSTITUTIONAL SERVICES ASSISTANT	620100	27,480	
	JODY BROCK	INSTITUTIONAL SERVICES SUPERVISOR	620100	27,007	
	TWILA RUSSELL	ADMINISTRATIVE SPECIALIST III	620100	27,579	
JON BLACK	INVENTORY CONTROL MANAGER	620100	<u>27,603</u>		
				1,265,116	
	KEVIN CARTER	CAREER SERVICE	620120	160	800
	MARK CLEMENTS	CAREER SERVICE	620120	1,000	
	JOE ACKERSON	CAREER SERVICE	620120	800	
	ROBERT FULMER	CAREER SERVICE	620120	1,500	
	LEWIS COLLINS	CAREER SERVICE	620120	1,200	
	NATHAN SWAFFAR	CAREER SERVICE	620120	1,000	
	MARIA VELASCO	CAREER SERVICE	620120	800	
	BERTHA ACOSTA OROZCO	CAREER SERVICE	620120	800	
	STANLEY TALLEY	CAREER SERVICE	620120	1,000	
	ANGELA STRAIN	CAREER SERVICE	620120	1,200	
	JODY BROCK	CAREER SERVICE	620120	800	
	TWILA RUSSELL	CAREER SERVICE	620120	1,000	
	JON BLACK	CAREER SERVICE	620120	<u>800</u>	
					12,060
		CONTINGENCY RESERVE	620150	17,910	
			Total	1,295,086	
	<u>FOOD SERVICE CAFETERIA</u>				
	ASHLEY BENNETT	PROJECT ADMINISTRATOR	620100	12,648	50,592
	CLAIRE SHARPE	FISCAL SUPPORT ANALYST	620100	1,522	30,433
	CONSTANCE WHITE	INVENTORY CONTROL COORDINATOR	620100	<u>3,559</u>	35,588
					17,729
	CONSTANCE WHITE	CAREER SERVICE	620120	80	800
		CONTINGENCY RESERVE	620150	616	
			Total	18,425	

			ACCT CODE	DEPT SALARY	TOTAL SALARY
VP FINANCE & ADMINISTRATION	<u>COLLEGE SQUARE RETIREMENT CENTER</u>				
	JAMI RICHARDSON	EXECUTIVE DIRECTOR	620100	82,867	
	KEVIN STOWE	ASSISTANT DIRECTOR	620100	57,222	
	CHANNING TAYLOR	ADMINISTRATIVE SPECIALIST II	620100	26,288	
	TONYA KEITH	DIRECTOR OF ACTIVITIES	620100	35,700	
	TERESA LEE	COORDINATOR OF HOUSEKEEPING	620100	30,996	
	DELORES WOODY	RESIDENTIAL CARE ASSISTANT	620100	24,289	
	VACANT	RESIDENTIAL CARE ASSISTANT	620100	23,257	
	VACANT	RESIDENTIAL CARE ASSISTANT	620100	25,540	
	LUZ NEWMAN	RESIDENTIAL CARE ASSISTANT	620100	23,806	
	CHARLES HUNTER	SKILLED TRADES HELPER	620100	27,098	
	DARRYL ENNIS	SKILLED TRADES SUPERVISOR	620100	42,375	
				<u>399,438</u>	
	KEVIN STOWE	CAREER SERVICE	620120	1,200	
	JAMI RICHARDSON	CAREER SERVICE	620120	1,200	
	TONYA KEITH	CAREER SERVICE	620120	1,200	
	DELORES WOODY	CAREER SERVICE	620120	800	
	LUZ NEWMAN	CAREER SERVICE	620120	1,000	
	DARRYL ENNIS	CAREER SERVICE	620120	1,000	
				<u>6,400</u>	
				Total	405,838
				DIVISION TOTAL	9,489,280

			ACCT CODE	DEPT SALARY	TOTAL SALARY	
VP STUDENT AFFAIRS	<u>DIVISION OF STUDENT AFFAIRS</u>					
	ROBIN WILLIAMSON	VP FOR STUDENT AFFAIRS	620100	183,600		
	JOHN FINCHER	ASSISTANT VP OF DIVISION STRATEGY & ASSESSMENT	620100	44,013	92,000	
	WENDY HOLBROOK	ASSISTANT VP FOR ENGAGEMENT, LEADERSHIP & SERVICE	620100	92,000		
	TRACY MCGARRITY	OFFICE MANAGER	620100	34,333		
				<u>353,946</u>		
	JOHN FINCHER	CAREER SERVICE	620120	480	1,000	
	WENDY HOLBROOK	CAREER SERVICE	620120	1,500		
	TRACY MCGARRITY	CAREER SERVICE	620120	800		
				<u>2,780</u>		
			Total	356,726		
	<u>INSTITUTIONAL DIVERSITY AND INCLUSION</u>					
	ANGELA WEBSTER	ASSOCIATE VP FOR INSTITUTIONAL DIVERSITY/ASSOCIATE PROFESSOR	620100	109,877		
	ELIZABETH GAYFIELD	OFFICE MANAGER	620100	36,279		
				<u>146,156</u>		
			Total	146,156		
	<u>UNIVERSITY TRAINING</u>					
	CHARLOTTE STRICKLAND	DIRECTOR OF PROFESSIONAL DEVELOPMENT & TRAINING	620100	66,245		
CHARLOTTE STRICKLAND	CAREER SERVICE	620120	1,500			
		Total	67,745			
<u>CAREER SERVICES</u>						
KATHERINE RICE CLAYBORN	EXECUTIVE DIRECTOR	620100	85,411			
SHERITA KERN	ASSOCIATE DIRECTOR OF CAREER SERVICES	620100	55,080			
DENICHA KEMP	ASSISTANT DIRECTOR OF CAREER SERVICES	620100	42,840			
VACANT	ASSISTANT DIRECTOR OF CAREER SERVICES	620100	39,535			
TERESA MURPHY	HE INST PROGRAM COORDINATOR	620100	32,849			
			<u>255,715</u>			
DENICHA KEMP	CAREER SERVICE	620120	800			
KATHERINE RICE CLAYBORN	CAREER SERVICE	620120	1,500			
TERESA MURPHY	CAREER SERVICE	620120	800			
			<u>3,100</u>			
		Total	258,815			
<u>COUNSELING CENTER</u>						
SUSAN SOBEL	DIRECTOR	620100	83,216	92,462		
JAMES GUINEE	DIRECTOR OF DEVELOPMENTAL SKILLS	620100	54,246			
KIRSTEN DAVIS	STAFF COUNSELOR	620100	34,170			
REESA RAMSAHAI	STAFF PSYCHOLOGIST	620100	53,831			
JASON RIBBING	STAFF COUNSELOR	620100	48,188			
TINA LIVINGSTON	STAFF COUNSELOR	620100	48,214			
VACANT	STAFF COUNSELOR	620100	43,350			
SUSANNAH MANNEY	STAFF COUNSELOR	620100	46,410			
TERESA BURTON	ADMINISTRATIVE SPECIALIST III	620100	26,288			
TAMMY BALLARD	ADMINISTRATIVE SPECIALIST III	620100	26,793			
			<u>464,706</u>			
SUSAN SOBEL	CAREER SERVICE	620120	720	800		
JAMES GUINEE	CAREER SERVICE	620120	1,500			

			ACCT CODE	DEPT SALARY	TOTAL SALARY
VP STUDENT AFFAIRS	REESA RAMSAHAI	CAREER SERVICE	620120	1,200	
	TINA LIVINGSTON	CAREER SERVICE	620120	800	
				<u>4,220</u>	
			Total		468,926
<u>INTERNSHIPS & COOPERATIVE EDUCATION</u>					
	KAREN SHAW	ASSOCIATE DIRECTOR OF INTERNSHIPS & COOPERATIVE EDUCATION	620100	55,080	
	KENDRA MARBLEY	ADMINISTRATIVE SPECIALIST III	620100	26,288	
				<u>81,368</u>	
			Total		81,368
<u>DEAN OF STUDENTS</u>					
	KELLY OWENS	604000 ROBIN WILLIAMSON DEAN OF STUDENTS	620100	90,000	
	VENETA FRICKS	ASSOCIATE DEAN OF STUDENTS	620100	61,200	
				<u>151,200</u>	
			Total		152,200
	KELLY OWENS	CAREER SERVICE	620120	1,000	
			Total		152,200
<u>OFFICE OF ACCESSIBILITY RESOURCES & SERVICES</u>					
	DORIS PIERCE	DIRECTOR	620100	55,693	
	ROBYN SMITH	ASSOCIATE DIRECTOR	620100	44,737	
	JEANNA ATKINSON	ASSISTIVE TECHNOLOGY SPECIALIST	620100	38,446	
	LATOSHA MITCHELL	ACCOMMODATIONS COORDINATOR	620100	33,552	
	JOHN ORTIGO	ADMINISTRATIVE ASSISTANT	620100	26,288	
				<u>198,716</u>	
	DORIS PIERCE	CAREER SERVICE	620120	1,200	
	LATOSHA MITCHELL	CAREER SERVICE	620120	1,000	
				<u>2,200</u>	
			Total		200,916
<u>OARS TRANSPORTATION</u>					
	WILLIAM BAKER	TRANSPORTATION/FOOD PANTRY COORDINATOR	620100	36,850	
	WILLIAM BAKER	CAREER SERVICE	620120	800	
			Total		37,650
<u>STUDENT SUPPORT & RESOURCE CENTER</u>					
	CASSANDRA WARD	ASSISTANT DIRECTOR	620100	40,800	
	ANJANETTE KERR	ADMINISTRATIVE SPECIALIST III	620100	28,328	
				<u>69,128</u>	
	CASSANDRA WARD	CAREER SERVICE	620120	1,000	
			Total		70,128
<u>BEAR EXPERIENCE</u>					
	ALEXANDRIA SMITH-TODD	ASSISTANT DIRECTOR FOR STUDENT AFFAIRS	620100	43,860	
			Total		43,860

			ACCT CODE	DEPT SALARY	TOTAL SALARY
VP STUDENT AFFAIRS	<u>CENTER FOR LEADERSHIP DEVELOPMENT</u>				
	STEVEN SHOOK	DIRECTOR FOR THE CENTER FOR LEADERSHIP DEVELOPMENT	620100	42,656	
			Total	42,656	
	<u>DIVERSITY AND COMMUNITY</u>				
	ANGELA JACKSON	ASSOCIATE DEAN/DIRECTOR	620100	62,424	
	MARIA NEGRETE PADRON	ASSOCIATE DIRECTOR OF DIVERSITY & COMMUNITY	620100	49,980	
	TAJARO HUDSON	ASSOCIATE DIRECTOR OF DIVERSITY & COMMUNITY	620100	49,980	
				162,384	
	ANGELA JACKSON	CAREER SERVICE	620120	1,200	
			Total	163,584	
	<u>STUDENT LIFE</u>				
	JACOB TERNES	ASSOCIATE DEAN OF STUDENTS/DIRECTOR	620100	64,000	
	JACLYN AUSTIN	ASSISTANT DEAN OF STUDENTS/ASSOCIATE DIRECTOR OF STUDENT LIFE	620100	49,980	
	LUCEE LUGO	ASSOCIATE DIRECTOR OF STUDENT LIFE	620100	51,000	
	KYLEE BEETCH	ADMINISTRATIVE SPECIALIST III	620100	26,288	
				191,268	
			Total	191,268	
	<u>CAMPUS RECREATION & WELLNESS</u>				
	RICHARD HAMMOND	DIRECTOR	620100	85,944	
	JOHN FINCHER	ASSISTANT VP OF DIVISION STRATEGY & ASSESSMENT	620100	47,987	92,000
	LOGAN WILE	ASSISTANT DIRECTOR OF INTRAMURALS & CLUB SPORTS	620100	31,274	38,610
	ARIAN STORY	PROGRAM COORDINATOR-FITNESS CENTER	620100	47,042	
	ARACELIS SERVEDIO	SR. ASSOCIATE DIRECTOR	620100	57,794	
	EVAN JOHNSTON	ASSISTANT DIRECTOR OF AQUATICS/RISK MANAGEMENT	620100	37,740	
	MILLIE GOINS	ASSISTANT DIRECTOR OF STUDENT WELLNESS & PROGRAMS	620100	39,780	
	ROBERT STINE	ASSISTANT DIRECTOR OF COPA/CHALLENGE COURSE	620100	26,414	44,023
	ANTHONY FILLIPPINO	ASSOCIATE DIRECTOR-PROGRAMS/COPA	620100	46,397	
	JACKIE FULMER	PROJECT COORDINATOR/ASSISTANT DIRECTOR-INTRAMURALS & RECREATION	620100	36,466	
	TERRY COLEMAN	INSTITUTIONAL SERVICES SUPERVISOR	620100	26,253	
	LAMARR GROOMS	INSTITUTIONAL SERVICES ASSISTANT	620100	23,631	
	EDMOND WALSH	INSTITUTIONAL SERVICES ASSISTANT	620100	23,631	
	ROBERT GOOD	INSTITUTIONAL SERVICES ASSISTANT	620100	23,631	
	SHERRY COOK	OFFICE MANAGER	620100	27,744	34,680
				581,728	
	JOHN FINCHER	CAREER SERVICE	620120	520	1,000
	LOGAN WILE	CAREER SERVICE	620120	648	800
	ARIAN STORY	CAREER SERVICE	620120	800	
	ARACELIS SERVEDIO	CAREER SERVICE	620120	1,200	
	ANTHONY FILLIPPINO	CAREER SERVICE	620120	800	
	JACKIE FULMER	CAREER SERVICE	620120	1,500	
	EDMOND WALSH	CAREER SERVICE	620120	800	
	SHERRY COOK	CAREER SERVICE	620120	800	1,000
				7,068	
		SHIFT DIFFERENTIAL	620122	3,190	
		CONTINGENCY RESERVE	620150	6,861	
			Total	598,847	

			ACCT CODE	DEPT SALARY	TOTAL SALARY
VP STUDENT AFFAIRS	<u>J.D. FARRIS FIELDS</u>				
	ROBERT STINE	ASSISTANT DIRECTOR OF COPA/CHALLENGE COURSE	620100	17,609	44,023
			Total	17,609	
	<u>INTRAMURALS</u>				
	LOGAN WILE	ASSISTANT DIRECTOR OF INTRAMURALS & CLUB SPORTS	620100	7,336	38,610
	SHERRY COOK	OFFICE MANAGER	620100	<u>6,936</u>	34,680
				14,272	
	LOGAN WILE	CAREER SERVICE	620120	152	800
	SHERRY COOK	CAREER SERVICE	620120	<u>200</u>	1,000
				352	
			Total	14,624	
	<u>RONNIE WILLIAMS STUDENT CENTER</u>				
	COLIN STANTON	EXECUTIVE DIRECTOR	620100	83,232	
	KENDRA REGEHR	ASSOCIATE DIRECTOR OF THE STUDENT CENTER/DIRECTOR OF STUDENT ACTIVITIES	620100	72,828	
	TIFFANY TURNER	ASSISTANT DIRECTOR OF OPERATIONS/SGA ADVISOR	620100	47,430	
	MARILYN SHURLEY	DIRECTOR OF FIRST YEAR EXPERIENCE	620100	54,060	
	GARTH CLAYBORN	ASSISTANT DIRECTOR OF FIRST YEAR EXPERIENCE	620100	45,900	
	JARED WOOD	ASSISTANT DIRECTOR OF TECHNOLOGY & PROMOTIONS	620100	57,222	
	LISA PFRENGER	FISCAL SUPPORT ANALYST	620100	30,433	
	ROBERT WASHINGTON	INSTITUTIONAL SERVICES ASSISTANT	620100	23,806	
	CHARLOTTE HUCKABAY	INSTITUTIONAL SERVICES ASSISTANT	620100	23,806	
	DIANE O'BRIEN	INSTITUTIONAL SERVICES ASSISTANT	620100	23,806	
	CURTIS GRAYSON	INSTITUTIONAL SERVICES ASSISTANT	620100	23,806	
	CARLA GRANT	ADMINISTRATIVE SPECIALIST III	620100	<u>32,298</u>	
				518,627	
	COLIN STANTON	CAREER SERVICE	620120	800	
	KENDRA REGEHR	CAREER SERVICE	620120	1,500	
	MARILYN SHURLEY	CAREER SERVICE	620120	1,000	
	CHARLOTTE HUCKABAY	CAREER SERVICE	620120	1,000	
	CARLA GRANT	CAREER SERVICE	620120	<u>1,500</u>	
				5,800	
		SHIFT DIFFERENTIAL	620122	1,000	
			Total	525,427	
	<u>STUDENT HEALTH SERVICES</u>				
	RANDY PASTOR	CLINIC PHYSICIAN/MEDICAL DIRECTOR	620100	195,014	
	SUSAN SOBEL	DIRECTOR-COUNSELING CENTER	620100	9,246	92,462
	SANDRA CHILDRRESS	PROJECT/PROGRAM DIRECTOR	620100	73,556	
	STEPHANIE HINSLEY	OPERATIONS MANAGER	620100	49,674	
	DAWN KASPER	OFFICE LEAD	620100	30,600	
	VIRGINIA HENSLEY-SEAMON	ADVANCED PRACTICE NURSE	620100	86,579	
	AMBER HARRELL	ADVANCED PRACTICE NURSE	620100	72,150	
	LEAH MARTIN	ADVANCED PRACTICE NURSE	620100	92,350	
	SUSAN BURGESS	HEALTH SERVICES SPECIALIST II	620100	27,030	
	CINDY FREEMAN	LICENSED PRACTICAL NURSE	620100	39,406	
	VERONICA MAKEPEACE	LICENSED PRACTICAL NURSE	620100	39,372	
	SANDRA KEMP	LICENSED PRACTICAL NURSE	620100	40,652	
	JENNIFER JACKSON-GIFFORD	X-RAY/LABORATORY TECHNICIAN	620100	36,513	
	CHRISTINA BERGMANN	MEDICAL TECHNOLOGIST	620100	<u>30,946</u>	
				823,088	

			ACCT CODE	DEPT SALARY	TOTAL SALARY
VP STUDENT AFFAIRS	SUSAN SOBEL	CAREER SERVICE	620120	80	800
	RANDY PASTOR	CAREER SERVICE	620120	1,000	
	SANDRA CHILDRESS	CAREER SERVICE	620120	1,000	
	VIRGINIA HENSLEY-SEAMON	CAREER SERVICE	620120	800	
	AMBER HARRELL	CAREER SERVICE	620120	800	
	LEAH MARTIN	CAREER SERVICE	620120	800	
	CINDY FREEMAN	CAREER SERVICE	620120	800	
	VERONICA MAKEPEACE	CAREER SERVICE	620120	800	
	SANDRA KEMP	CAREER SERVICE	620120	1,200	
	CHRISTINA BERGMANN	CAREER SERVICE	620120	<u>1,000</u>	8,280
					8,280
	NON-CLASSIFIED PART-TIME		620115	2,597	
	CONTINGENCY RESERVE		620150	2,682	
			Total		836,647
	<u>POST OFFICE</u>				
	JAMES HAYES	FACILITY MANAGER I	620100	28,961	
	STEPHEN HILL	MAIL SERVICES ASSISTANT	620100	23,806	
	RICHARD SUITS	MAIL SERVICES COORDINATOR	620100	<u>23,806</u>	76,573
					76,573
	STEPHEN HILL	CAREER SERVICE	620120	800	
	RICHARD SUITS	CAREER SERVICE	620120	800	
	JAMES HAYES	CAREER SERVICE	620120	<u>1,200</u>	2,800
					2,800
			Total		79,373
	<u>RADIO STATION</u>				
	STEVEN OWENS	DIRECTOR OF BROADCAST SERVICES	620100	42,955	
	STEVEN OWENS	CAREER SERVICE	620120	1,000	
			Total		43,955
	<u>HOUSING OFFICE</u>				
	STEPHANIE MCBRAYER	ASSOCIATE VP FOR STUDENT AFFAIRS	620100	130,050	
	VACANT	ASSOCIATE DIRECTOR FOR HOUSING OPERATIONS	620100	48,565	
	CRAIG SEAGER	DIRECTOR FOR RESIDENCE LIFE	620100	74,970	
	HEATHER ROMINE	DIRECTOR OF BEARCARD & HOUSING OPERATIONS	620100	20,696	68,985
	RICKY HARRIS	ASSOCIATE DIRECTOR FOR RESIDENCE LIFE	620100	48,960	
	VACANT	ASSOCIATE DIRECTOR FOR RESIDENCE LIFE	620100	48,000	
	MYRON KUYKENDALL	ASSOCIATE DIRECTOR FOR RESIDENCE LIFE	620100	48,960	
	AUDREKA PETER	PROJECT SPECIALIST-HOUSING/STUDENT ACCOUNTS	620100	25,565	51,132
	RACHEL HALL	HOUSING/BEARCARD SYSTEM ADMINISTRATOR	620100	53,295	
	CARLA RAINS	FISCAL SUPPORT ANALYST	620100	37,027	
	SHARON BROWN	RESIDENCE LIFE COORDINATOR	620100	36,210	
	KENDRA ERICKSON	RESIDENCE LIFE COORDINATOR	620100	36,210	
	JAMES JEFFERS	RESIDENCE LIFE COORDINATOR	620100	36,210	
	MELANIE BIGGS	HOUSING ASSIGNMENT COORDINATOR	620100	33,552	
	ASHLEY KIRK	HOUSING ASSIGNMENT COORDINATOR	620100	33,811	
	MICHAEL GIRDLER	BEARCARD SYSTEM ADMINISTRATOR	620100	43,612	

			ACCT CODE	DEPT SALARY	TOTAL SALARY
VP STUDENT AFFAIRS	CLAIRE SHARPE	FISCAL SUPPORT ANALYST	620100	6,086	30,433
	CONSTANCE WHITE	INVENTORY CONTROL COORDINATOR	620100	14,235	35,588
				<u>776,014</u>	
	STEPHANIE MCBRAYER	CAREER SERVICE	620120	1,200	
	HEATHER ROMINE	CAREER SERVICE	620120	300	1,000
	JOSEPH HOOKER	CAREER SERVICE	620120	1,000	
	AUDREKA PETEN	CAREER SERVICE	620120	400	800
	CARLA RAINS	CAREER SERVICE	620120	800	
	ASHLEY KIRK	CAREER SERVICE	620120	800	
	CRAIG SEAGER	CAREER SERVICE	620120	1,000	
CONSTANCE WHITE	CAREER SERVICE	620120	<u>320</u>	800	
			5,820		
	CONTINGENCY RESERVE		620150	8,976	
			Total	790,810	
BEARCARD SYSTEM					
HEATHER ROMINE	DIRECTOR OF BEARCARD & HOUSING OPERATIONS		620100	48,585	68,985
DESTINY GEORGE	ADMINISTRATIVE SPECIALIST III		620100	<u>29,047</u>	
				77,632	
HEATHER ROMINE	CAREER SERVICE		620120	700	1,000
			Total	78,332	
			DIVISION TOTAL	5,267,622	

			ACCT CODE	DEPT SALARY	TOTAL SALARY
VP INSTITUTIONAL ADVANCEMENT	<u>VP FOR INSTITUTIONAL ADVANCEMENT</u>				
	MARY LACKIE	VP FOR INSTITUTIONAL ADVANCEMENT	620100	182,070	
	MARY LACKIE	CAREER SERVICE	620120	1,200	
			Total	183,270	
	<u>OFFICE FOR INSTITUTIONAL ADVANCEMENT</u>				
	JOAN SHOFNER	ASSOCIATE VP OF CAMPAIGN & DEVELOPMENT	620100	104,040	
	VACANT	ASSISTANT VP OF DEVELOPMENT	620100	86,700	
	CYNTHIA ALLISON	EXECUTIVE DIRECTOR OF ADVANCEMENT SERVICES	620100	71,400	
	JENNIFER BOYETT	DIRECTOR OF CAMPAIGN COMMUNICATIONS	620100	51,000	
	PHILIP WHITING	ASSISTANT ATHLETIC DIRECTOR FOR DEVELOPMENT	620100	74,607	
	AUSTIN HOPPER	DIRECTOR OF DEVELOPMENT	620100	21,784	46,920
	MOLLIE HENAGER	DIRECTOR OF DEVELOPMENT/FOUNDATION RELATIONS	620100	30,172	59,160
	HEATHER ZIMMERMAN	SENIOR DIRECTOR OF DEVELOPMENT	620100	36,414	71,400
	JAIME BRIGGS	SENIOR DIRECTOR OF DEVELOPMENT	620100	37,142	72,828
	BRANDI ROBERTSON	ASSISTANT DIRECTOR OF ADVANCEMENT SERVICES	620100	41,616	
	GREG WEBER	SENIOR DIRECTOR OF DEVELOPMENT	620100	37,142	72,828
	BETH ADAIR	EXECUTIVE ASSISTANT TO THE VP/DIRECTOR OF DONOR RELATIONS	620100	44,351	
	MORGAN DRAYTON	DIRECTOR OF DEVELOPMENT	620100	51,163	58,140
	HALEY FOWLER	SENIOR DIRECTOR OF ANNUAL GIVING	620100	72,828	
	BRADLEY TEAGUE	ATHLETIC DIRECTOR	620100	44,672	178,690
	NATHAN BROWN	HEAD COACH FOOTBALL	620100	37,330	213,314
	FELISSA SCOTT	PROSPECT MANAGEMENT & RESEARCH COORDINATOR	620100	40,576	
				<u>882,937</u>	
	JOAN SHOFNER	CAREER SERVICE	620120	800	
	PHILIP WHITING	CAREER SERVICE	620120	800	
	HALEY FOWLER	CAREER SERVICE	620120	1,000	
	BRADLEY TEAGUE	CAREER SERVICE	620120	250	1,000
	NATHAN BROWN	CAREER SERVICE	620120	<u>140</u>	800
				2,990	
			Total	885,927	
	<u>OFFICE OF LEGACY PLANNING</u>				
	PHILIP ALLISON	DIRECTOR OF PLANNED GIVING	620100	71,400	
			Total	71,400	
	<u>OFFICE OF ALUMNI RELATIONS</u>				
	ALISON TAYLOR	EXECUTIVE DIRECTOR OF ALUMNI RELATIONS	620100	75,794	
	RACHEL ROSS	DIRECTOR OF ALUMNI ENGAGEMENT	620100	45,900	
				<u>121,694</u>	
	ALISON TAYLOR	CAREER SERVICE	620120	<u>1,000</u>	
				1,000	
			Total	122,694	
	<u>UNIVERSITY MARKETING & COMMUNICATIONS</u>				
	KIMBERLY KLOTZ	DIRECTOR OF BRANDING & CREATIVE SERVICES	620100	60,180	
	JARED CRAIG	DIRECTOR OF COMMUNICATIONS	620100	58,000	
	MARK HEFFINGTON	EXECUTIVE DIRECTOR OF MARKETING & COMMUNICATIONS	620100	76,260	
	RILEY MATHENY	GRAPHIC DESIGNER	620100	40,800	
	ERICA RUBLE	OPERATIONS & FINANCE MANAGER	620100	47,858	
	VACANT	DIGITAL MEDIA SPECIALIST	620100	45,900	

			ACCT CODE	DEPT SALARY	TOTAL SALARY
VP INSTITUTIONAL ADVANCEMENT	SETH FOLEY	PHOTOGRAPHER	620100	44,142	
	JOSEPH CRAIN	MEDIA PRODUCER/VIDEOGRAPHER	620100	40,055	
	JENNIFER MCCUNE	WRITER/EDITOR	620100	35,700	
	CHASE BECVAR	DIRECTOR OF CREATIVE SERVICES FOR ATHLETICS	620100	15,104	42,636
	RYAN THIELE	ASSISTANT SPORTS INFORMATION DIRECTOR	620100	12,476	36,887
	STEVEN EAST	ASSISTANT DIRECTOR FOR MEDIA RELATIONS	620100	6,580	58,130
				<u>483,055</u>	
	KIMBERLY KLOTZ	CAREER SERVICE	620120	800	
	MARK HEFFINGTON	CAREER SERVICE	620120	1,000	
	ERICA RUBLE	CAREER SERVICE	620120	800	
STEVEN EAST	CAREER SERVICE	620120	170	1,500	
JENNIFER MCCUNE	CAREER SERVICE	630120	1,000		
			<u>3,770</u>		
			Total	486,825	
			DIVISION TOTAL		1,750,116

			ACCT CODE	DEPT SALARY	TOTAL SALARY
VP INFORMATION TECHNOLOGY	<u>VP INFORMATION TECHNOLOGY</u>				
	TREVOR SEIFERT	VP/CHIEF INFORMATION OFFICER	620100	182,070	
	TERRY BREWER	DIRECTOR OF COMPUTER SERVICES	620100	97,359	
	KEVIN CARMICAL	DIRECTOR OF INFORMATION SECURITY	620100	75,541	
	WAYNE LUNSFORD	DIRECTOR OF NETWORKING	620100	73,729	
	TIM ROACH	DIRECTOR OF PROGRAM MANAGEMENT	620100	80,580	
	TONYA MCKINNEY	PROJECT/PROGRAM SPECIALIST	620100	65,499	
	JASON COLE	ENTERPRISE APPLICATIONS MANAGER	620100	74,664	
	SCOTT WEAVER	SYSTEM ADMINISTRATOR - DIRECTORY SERVICES	620100	58,552	
	CORDELL DIELMANN	MANAGER OF USER SUPPORT	620100	69,795	
	MICHAEL WIDENER	SYSTEMS ADMINISTRATOR - DIRECTORY SERVICES	620100	51,922	
	ERIC JENKINSON	APPLICATIONS ADMINISTRATOR	620100	61,211	
	PHILLIP ARNOLD	LEAD SYSTEMS ADMINISTRATOR	620100	82,126	
	DEONNA THORNTON	SYSTEM ADMINISTRATOR	620100	51,008	
	SUSAN HALL	SYSTEMS ANALYST	620100	56,861	
	JUDITH KINNISON	NETWORK SUPPORT ANALYST	620100	52,498	
	TEDRICK JOHNSON	NETWORK SUPPORT ANALYST	620100	52,498	
	MATTHEW MARTENS	INFORMATION SECURITY ANALYST	620100	51,000	
	KENNETH HOYT	FIELD TECHNICIAN	620100	40,889	
	JENNIFER BREWER	INSTRUCTIONAL TECHNOLOGIST	620100	47,286	
	VACANT	FIELD SUPPORT TECHNICIAN	620100	42,145	
	LEE STEVENS	ERP SYSTEM ADMINISTRATOR	620100	74,660	
	TINA WELLS	DATABASE ADMINISTRATOR	620100	53,784	
	JEREMY BULLOCK	SENIOR SOFTWARE SUPPORT SPECIALIST	620100	57,439	
	O'NEAL PAYNE	LEAD WIRELESS NETWORK ENGINEER	620100	55,483	
	ALLEN HANEY	WIRELESS NETWORK ENGINEER	620100	48,776	
	KERMIT BAKER	SYSTEMS ADMINISTRATOR I	620100	51,768	
	RICKY GREEN	LEAD NETWORK ENGINEER	620100	67,980	
	MICHAEL WARHURST	NETWORK ENGINEER	620100	49,387	
	DOUG TISTLE	SOFTWARE SUPPORT ANALYST	620100	49,950	
	CHRISTOPHER LAXTON	SOFTWARE SUPPORT ANALYST	620100	48,420	
	PAIGE DUTTON	DIRECTORY SERVICES ADMINISTRATOR	620100	47,529	
	MICHAEL DEERE	ESPN DIRECTOR	620100	42,636	
	GINO KRAUS	FIELD TECHNICIAN	620100	37,026	
	JARED MCCUNE	HELP DESK TECHNICIAN	620100	30,433	
	ANITA MAHATHAY	HELP DESK TECHNICIAN	620100	33,065	
	JOHN REMPE	HELP DESK TECHNICIAN	620100	33,065	
	TOBY PATRICK	COMPUTER SUPPORT TECHNICIAN	620100	33,777	
	ROBERT BLAND	COMPUTER SUPPORT TECHNICIAN	620100	35,903	
	ZAKARIAH THOMPSON	COMPUTER HELP DESK TECHNICIAN	620100	33,065	
	JEFFREY BYRD	HELP DESK TECHNICIAN	620100	33,065	
	JAMIE ROSE	IT FIELD TECH FOR COLLEGE OF ARTS, HUMANITIES, AND SOCIAL SCIENCES (CAHSS)	620100	37,026	
	JOCELYN WHITE	SOFTWARE SUPPORT SPECIALIST	620100	36,445	
	KELLY WHITE	ADMINISTRATIVE SPECIALIST III	620100	26,288	
					2,384,203
	TERRY BREWER	CAREER SERVICE	620120	1,500	
	KEVIN CARMICAL	CAREER SERVICE	620120	1,200	
	WAYNE LUNSFORD	CAREER SERVICE	620120	1,500	
	TONYA MCKINNEY	CAREER SERVICE	620120	1,200	
	JASON COLE	CAREER SERVICE	620120	1,200	
	CORDELL DIELMANN	CAREER SERVICE	620120	1,000	
	PHILLIP ARNOLD	CAREER SERVICE	620120	1,000	
	SUSAN HALL	CAREER SERVICE	620120	1,200	
	JUDITH KINNISON	CAREER SERVICE	620120	1,200	
	TEDRICK JOHNSON	CAREER SERVICE	620120	1,200	
	KENNETH HOYT	CAREER SERVICE	620120	800	
	LEE STEVENS	CAREER SERVICE	620120	1,500	

			ACCT CODE	DEPT SALARY	TOTAL SALARY
VP INFORMATION	TINA WELLS	CAREER SERVICE	620120	800	
TECHNOLOGY	JEREMY BULLOCK	CAREER SERVICE	620120	1,200	
	O'NEAL PAYNE	CAREER SERVICE	620120	1,000	
	MICHAEL WARHURST	CAREER SERVICE	620120	1,200	
	DOUG TISTLE	CAREER SERVICE	620120	1,000	
	TOBY PATRICK	CAREER SERVICE	620120	1,000	
	ROBERT BLAND	CAREER SERVICE	620120	1,200	
	JOCELYN WHITE	CAREER SERVICE	620120	1,000	
				<u>22,900</u>	
		NON-CLASSIFIED SHIFT DIFFERENTIAL	620122	2,500	
			Total		2,409,603
	AUDIO VISUAL				
	MATTHEW TANNER	CLASSROOM TECHNOLOGY COORDINATOR	620100	42,020	
	MATTHEW TANNER	CAREER SERVICE	620120	1,000	
			Total		43,020
			DIVISION TOTAL		2,452,623

			ACCT CODE	DEPT SALARY	TOTAL SALARY
ATHLETIC DIRECTOR	<u>ATHLETICS ADMINISTRATION</u>				
		ATHLETIC DIRECTOR	620100	134,018	178,690
		DIRECTOR OF DEVELOPMENT	620100	25,136	46,920
		TRAVEL FISCAL SUPPORT ANALYST	620100	15,658	31,954
		ATHLETICS TICKET MANAGER	620100	36,618	
		ASSISTANT COMPLIANCE COORDINATOR	620100	61,015	
		ADMINISTRATOR	620100	80,356	
		FISCAL SUPPORT SPECIALIST	620100	38,250	
		DIRECTOR OF EQUIPMENT OPERATIONS	620100	36,394	
		DIRECTOR OF MARKETING & PROMOTIONS	620100	42,840	
		ADMINISTRATIVE SPECIALIST III	620100	29,863	
		CONTINGENCY RESERVE	620100	19,600	
				<u>519,748</u>	
		BRADLEY TEAGUE	CAREER SERVICE	620120	750
	NATALIE SHOCK	CAREER SERVICE	620120	1,500	
	MILISA MOORE	CAREER SERVICE	620120	1,000	
	FELICIA LEONARD	CAREER SERVICE	620120	1,200	
				<u>4,450</u>	
		TEAM PHYSICIAN	620115	6,000	
		CONTINGENCY RESERVE	620130	85,000	
		Total		615,198	
	<u>ATHLETIC TRAINERS</u>				
	NEW POSITION	ATHLETIC TRAINER	620100	50,000	
	NEW POSITION	ATHLETIC TRAINER	620100	50,000	
				<u>100,000</u>	
		Total		100,000	
	<u>WOMENS STRENGTH TRAINING</u>				
	VACANT	ASSISTANT STRENGTH AND CONDITIONING COACH	620100	31,684	
		Total		31,684	
	<u>STUNT</u>				
	NEW POSITION	HEAD COACH STUNT	620100	40,000	
		Total		40,000	
	<u>SPORTS INFORMATION</u>				
	STEVEN EAST	ASSISTANT DIRECTOR FOR MEDIA RELATIONS	620100	51,550	58,130
	CHASE BECVAR	DIRECTOR OF CREATIVE SERVICES FOR ATHLETICS	620100	27,532	42,636
	RYAN THIELE	ASSISTANT SPORTS INFORMATION DIRECTOR	620100	24,412	36,887
				<u>103,494</u>	
	STEVEN EAST	CAREER SERVICE	620120	1,330	1,500
		Total		104,824	

			ACCT CODE	DEPT SALARY	TOTAL SALARY
ATHLETIC DIRECTOR	<u>STADIUM</u>				
	DARRELL WALSH	SR ASSISTANT ATHLETIC DIR/OPERATIONS	620100	37,517	75,033
	GUNNAR BOYKIN	ASSISTANT COACH FOOTBALL/COORDINATOR	620100	<u>24,547</u>	49,095
				62,064	
	DARRELL WALSH	CAREER SERVICE	620120	750	1,500
		ELECTRICIAN	620115	1,020	
			Total	63,834	
	<u>STRENGTH & CONDITIONING</u>				
	ALEX FOTIOO	HEAD COACH	620100	49,446	
			Total	49,446	
	<u>FOOTBALL</u>				
	NATHAN BROWN	HEAD COACH FOOTBALL	620100	175,984	213,314
	JAMAR JOHNSON	ASSISTANT COACH FOOTBALL	620100	47,940	
	CHRISTOPHER GUNNELL	ASSISTANT COACH FOOTBALL	620100	26,520	
	TONY DAVIS	ASSISTANT COACH FOOTBALL	620100	52,540	
	KEITH SCOTT	ASSISTANT COACH FOOTBALL	620100	51,000	
	MATTHEW KITCHENS	ASSISTANT COACH FOOTBALL	620100	83,640	
	KENNETH COLLUMS	ASSISTANT COACH FOOTBALL	620100	94,572	
	VACANT	ASSISTANT COACH FOOTBALL	620100	30,000	
	KRISTEN TRAMMELL	ASSISTANT COACH FOOTBALL	620100	32,518	
	VACANT	ASSISTANT COACH FOOTBALL	620100	51,510	
	GUNNAR BOYKIN	ASSISTANT COACH FOOTBALL/COORDINATOR	620100	24,547	49,095
	STEPHANIE CRAIN	ADMINISTRATIVE SPECIALIST III	620100	<u>29,024</u>	
				699,795	
	NATHAN BROWN	CAREER SERVICE	620120	660	800
	KENNETH COLLUMS	CAREER SERVICE	620120	800	
	STEPHANIE CRAIN	CAREER SERVICE	620120	<u>1,200</u>	
				2,660	
		NON-CLASSIFIED PART-TIME	620115	867	
		NON-CLASSIFIED RESERVES	620150	1,500	
			Total	704,822	
	<u>BASKETBALL - MEN</u>				
	ANTHONY BOONE	HEAD COACH BASKETBALL	620100	152,367	
	JEFF PRICE	ASSOCIATE HEAD COACH BASKETBALL	620100	54,060	
	JOHN CRANFORD	ASSISTANT COACH BASKETBALL	620100	25,500	
	BROCK WIDDERS	ASSISTANT COACH BASKETBALL	620100	<u>52,020</u>	
				283,947	
	ANTHONY BOONE	CAREER SERVICE	620120	800	
			Total	284,747	
	<u>BASEBALL - MEN</u>				
	NICK HARLAN	HEAD COACH BASEBALL	620100	90,336	
	DAKOTA DAVENPORT	ASSISTANT COACH BASEBALL	620100	49,980	
	HAYDEN SIMPSON	ASSISTANT COACH BASEBALL	620100	<u>30,600</u>	
				170,916	

			ACCT CODE	DEPT SALARY	TOTAL SALARY
ATHLETIC DIRECTOR	NICK HARLAN	CAREER SERVICE	620120	800	
			Total	171,716	
	<u>TRACK & FIELD/CROSS COUNTRY - MEN</u>				
	JOSEY WEAVER	HEAD COACH MENS & WOMENS TRACK & FIELD/CROSS COUNTRY	620100	40,800	81,600
	DEREK JACOBUS	ASSISTANT COACH MENS & WOMENS TRACK & FIELD/CROSS COUNTRY	620100	21,420	42,840
	MICHAEL MCGRUDER	ASSISTANT COACH MENS & WOMENS TRACK & FIELD/CROSS COUNTRY	620100	24,480	48,960
	RYAN DAVIS	ASSISTANT COACH MENS & WOMENS TRACK & FIELD/CROSS COUNTRY	620100	<u>18,870</u>	37,740
				105,570	
			Total	105,570	
	<u>GOLF - MEN</u>				
	AUSTIN EOFF	HEAD COACH GOLF	620100	66,300	
			Total	66,300	
	<u>SOCCER - MEN</u>				
	FRANK KOHLENSTEIN	HEAD COACH SOCCER	620100	58,140	
	KYLE SEGBART	ASSISTANT COACH SOCCER	620100	36,210	
	MICHAEL ROBERTSON	ASSISTANT COACH SOCCER	620100	<u>30,600</u>	
				124,950	
			Total	124,950	
	<u>BASKETBALL - WOMEN</u>				
	ANTHONY KEMPER	HEAD COACH WOMENS BASKETBALL	620100	150,000	
	VACANT	ASSISTANT COACH WOMENS BASKETBALL	620100	50,000	
	VACANT	ASSISTANT COACH WOMENS BASKETBALL	620100	22,880	
	VACANT	ASSISTANT COACH WOMENS BASKETBALL/RECRUITING COORDINATOR	620100	<u>60,000</u>	
				282,880	
		NON-Classified Reserves	620150	17,120	
			Total	300,000	
	<u>SOFTBALL - WOMEN</u>				
	JENNIFER PARSONS	HEAD COACH SOFTBALL	620100	67,108	
	KAYLA LUCAS	ASSISTANT COACH SOFTBALL	620100	48,110	
	CHRISTOPHER WATFORD	ASSISTANT COACH SOFTBALL	620100	<u>35,374</u>	
				150,592	
	JENNIFER PARSONS	CAREER SERVICE	620120	800	
			Total	151,392	
	<u>TRACK & FIELD/CROSS COUNTRY - WOMEN</u>				
	JOSEY WEAVER	HEAD COACH MENS & WOMENS TRACK & FIELD/CROSS COUNTRY	620100	40,800	81,600
	DEREK JACOBUS	ASSISTANT COACH MENS & WOMENS TRACK & FIELD/CROSS COUNTRY	620100	21,420	42,840
	MICHAEL MCGRUDER	ASSISTANT COACH MENS & WOMENS TRACK & FIELD/CROSS COUNTRY	620100	24,480	48,960
	RYAN DAVIS	ASSISTANT COACH MENS & WOMENS TRACK & FIELD/CROSS COUNTRY	620100	<u>18,870</u>	37,740
				105,570	
		NON-Classified Part Time	620115	400	
			Total	105,970	

			ACCT CODE	DEPT SALARY	TOTAL SALARY
ATHLETIC DIRECTOR	<u>GOLF - WOMEN</u>				
	NATASHA VINCENT	HEAD COACH WOMENS GOLF	620100	66,300	
	NATASHA VINCENT	CAREER SERVICE	620120	800	
			Total	67,100	
	<u>SOCCER - WOMEN</u>				
	JEREMY BISHOP	HEAD COACH WOMENS SOCCER	620100	60,034	
	DEREK NICHOLS	ASSISTANT COACH WOMENS SOCCER/INSTRUCTOR	620100	<u>45,020</u>	105,054
	JEREMY BISHOP	CAREER SERVICE	620120	800	
	DEREK NICHOLS	CAREER SERVICE	620120	<u>800</u>	1,600
			Total	106,654	
	<u>TENNIS-WOMEN</u>				
	CASEY WHARTON	HEAD COACH WOMENS TENNIS/INSTRUCTOR	620100	42,840	
			Total	42,840	
	<u>VOLLEYBALL - WOMEN</u>				
	JOHN NEWBERRY	HEAD COACH VOLLEYBALL	620100	62,424	
	CATHERINE GRIFFITH	ASSISTANT COACH VOLLEYBALL	620100	38,760	
	ARYN MOURA	ASSISTANT COACH VOLLEYBALL	620100	<u>40,290</u>	141,474
			Total	141,474	
	<u>BEACH VOLLEYBALL</u>				
	CASSIDI STABILE	HEAD COACH BEACH VOLLEYBALL	620100	40,800	
			Total	40,800	
			DIVISION TOTAL	3,419,321	

SALARY INDEX

TITLE	PAGE
AACSB SUPPORT	31
ACADEMIC ADVISING CENTER	51
ACCOUNTING	31
ADMISSIONS & ENROLLMENT SERVICES	50
AR CODING ACADEMY	44
ASSESSMENT & GENERAL EDUCATION	28
ASSOCIATE PROVOST	28
ASSOCIATE VP FOR ENROLLMENT MANAGEMENT	50
ATHLETIC ACADEMIC ADVISING	52
ATHLETIC TRAINERS	76
ATHLETICS ADMINISTRATION	76
AUDIO VISUAL	75
BASEBALL-MEN	77
BASKETBALL-MEN	77
BASKETBALL-WOMEN	78
BEACH VOLLEYBALL	79
BEAR EXPERIENCE	67
BEARCARD SYSTEM	71
BIOLOGY	41
BOOKSTORE	63
BUDGET OFFICE	61
BUILDING MAINTENANCE	57
BUSINESS COLLABORATIONS	28
CAMPUS RECREATION & WELLNESS	68
CANDIDATE SERVICES & FIELD EXPERIENCE	34
CAREER SERVICES	66
CENTER FOR COMMUNITY AND ECONOMIC DEVELOPMENT	30
CENTER FOR EXCELLENCE IN TEACHING & ACADEMIC LEADERSHIP	28
CENTER FOR GLOBAL LEARNING & ENGAGEMENT	56

CENTER FOR LEADERSHIP DEVELOPMENT	68
CHANNEL 6	45
CHEMISTRY & BIOCHEMISTRY	41
CHIEF OF STAFF	26
CHILD STUDY CENTER	34
COLLEGE SQUARE RETIREMENT CENTER	65
COMMENCEMENT	28
COMPLIANCE OFFICE FOR FINANCE & ADMINISTRATION	62
COMPUTER INFORMATION SYSTEMS & ANALYTICS	32
COMPUTER SCIENCE & ENGINEERING	42
CONTINGENCY RESERVE	62
COUNSELING CENTER	66
CUSTODIAL CARE	58
DEAN OF STUDENTS	67
DEAN/ARTS, HUMANITIES, & SOCIAL SCIENCES	44
DEAN/BUSINESS	30
DEAN/EDUCATION	33
DEAN/GRADUATE SCHOOL	54
DEAN/HEALTH & BEHAVIORAL SCIENCES	36
DEAN/NATURAL SCIENCE & MATH	40
DEPARTMENT OF ART & DESIGN	44
DEPARTMENT OF COMMUNICATION SCIENCE & DISORDERS	40
DEPARTMENT OF ELEMENTARY, LITERACY AND SPECIAL EDUCATION	33
DEPARTMENT OF NUTRITION & FAMILY SCIENCES	36
DEPARTMENT OF STUDENT TRANSITIONS	35
DIVERSITY AND COMMUNITY	68
DIVISION OF STUDENT AFFAIRS	66
ECONOMICS	31
ENVIRONMENTAL HEALTH & SAFETY	57
EXECUTIVE VICE PRESIDENT & PROVOST	28
EXERCISE & SPORT SCIENCE	37

EXPERIENTAL & COMMUNITY ENGAGED LEARNING	30
FILM, THEATRE, & CREATIVE WRITING	45
FINANCIAL ACCOUNTING	62
FOOD SERVICE CAFETERIA	64
FOOTBALL	77
GENERAL HOUSING MAINTENANCE	63
GEOGRAPHY	44
GOLF-MEN	78
GOLF-WOMEN	79
GRANTS & CONTRACTS ACCOUNTING	55
GROUNDS MAINTENANCE	60
HEALTH SCIENCES	36
HISTORY	47
HONORS COLLEGE	53
HOUSING OFFICE	70
HUMAN RESOURCES & RISK MANAGEMENT	27
INTITUTIONAL DIVERSITY AND INCLUSION	66
INSTITUTIONAL RESEARCH	30
INTENSIVE ENGLISH	49
INTERNAL AUDITOR	25
INTERNSHIPS & COOPERATIVE EDUCATION	67
INTERPROFESSIONAL TEACHING CLINIC	36
INTRAMURALS	69
INVENTORY	62
J.D. FARRIS FIELDS	69
LEADERSHIP STUDIES	34
LEARNING COMMUNITIES	54
LEGAL COUNSEL & FEES	25
LIBRARY 24/5 PROJECT	30
MARKETING/MANAGEMENT	32
MASHBURN INSTITUTE	34

MASTER BUSINESS ADMINISTRATION	33
MATHEMATICS	42
MILITARY SCIENCE	40
MOTOR POOL	60
MOVING	61
MUSIC	46
NCATE	33
OARS TRANSPORTATION	67
OCCUPATIONAL THERAPY	38
OFFICE FOR INSTITUTIONAL ADVANCEMENT	72
OFFICE OF ACCESSIBILITY RESOURCES & SERVICES	67
OFFICE OF ALUMNI RELATIONS	72
OFFICE OF LEGACY PLANNING	72
OFFICE OF RESEARCH & SPONSORED PROGRAMS	54
OFFICE OF STUDENT SUCCESS	50
ONLINE, TRANSFER, & RETURNING STUDENT SERVICES	52
OUTREACH AND COMMUNITY ENGAGEMENT-ADMINISTRATION	55
OUTREACH AND COMMUNITY ENGAGEMENT-CAMPS AND CONFERENCES	55
OUTREACH AND COMMUNITY ENGAGEMENT-NON-CREDIT	55
PBX	61
PHILOSOPHY & RELIGION	49
PHYSICAL PLANT ADMINISTRATION	57
PHYSICAL THERAPY	38
PHYSICS & ASTRONOMY	43
POLITICAL SCIENCE	49
POST OFFICE	70
PRESIDENT'S OFFICE	25
PROCUREMENT & TRAVEL SERVICES	62
PSYCHOLOGY/COUNSELING	39
RADIATION SAFETY EQUIPMENT	43
RADIO STATION	70

REGISTRAR'S OFFICE	52
RESEARCH ADMINISTRATION	54
RESEARCH COMPLIANCE	55
REYNOLDS PERFORMANCE HALL	47
RONNIE WILLIAMS STUDENT CENTER	69
SCHOOL OF COMMUNICATION	46
SCHOOL OF LANGUAGE AND LITERATURE	48
SCHOOL OF NURSING	37
SHUTTLE BUS	61
SOCCER-MEN	78
SOCCER-WOMEN	76
SOCIOLOGY, CRIMINOLOGY, & ANTHROPOLOGY	49
SOFTBALL-WOMEN	79
SPORTS INFORMATION	76
STADIUM	77
STRENGTH & CONDITIONING	77
STUDENT ACCOUNTS	63
STUDENT FINANCIAL AID	53
STUDENT HEALTH SERVICES	69
STUDENT LIFE	68
STUDENT SUPPORT & RESOURCE CENTER	67
STUNT	76
SUMMER TEACHING SALARIES	28
TEACHING AND LEARNING	34
TECHNOLOGY LEARNING CENTER	35
TENNIS-WOMEN	79
TORREYSON LIBRARY	29
TRACK & FIELD/CROSS COUNTRY-MEN	78
TRACK & FIELD/CROSS COUNTRY-WOMEN	78
TUTORING SERVICES	51
UCA ONLINE	28

UCA SPECIAL EVENTS	25
UNIVERSITY MARKETING & COMMUNICATIONS	72
UNIVERSITY POLICE	26
UNIVERSITY TESTING	29
UNIVERSITY TRAINING	63
VETERAN SERVICES	52
VOLLEYBALL-WOMEN	79
VP FINANCE & ADMINISTRATION	57
VP FOR INSTITUTIONAL ADVANCEMENT	72
VP INFORMATION TECHNOLOGY	74
WAREHOUSE	61
WELLNESS COORDINATOR	27
WINDGATE CENTER	47
WOMENS STRENGTH TRAINING	76



UNIVERSITY OF
CENTRAL
ARKANSAS

201 Donaghey Avenue • Conway, Arkansas 72035 • uca.edu