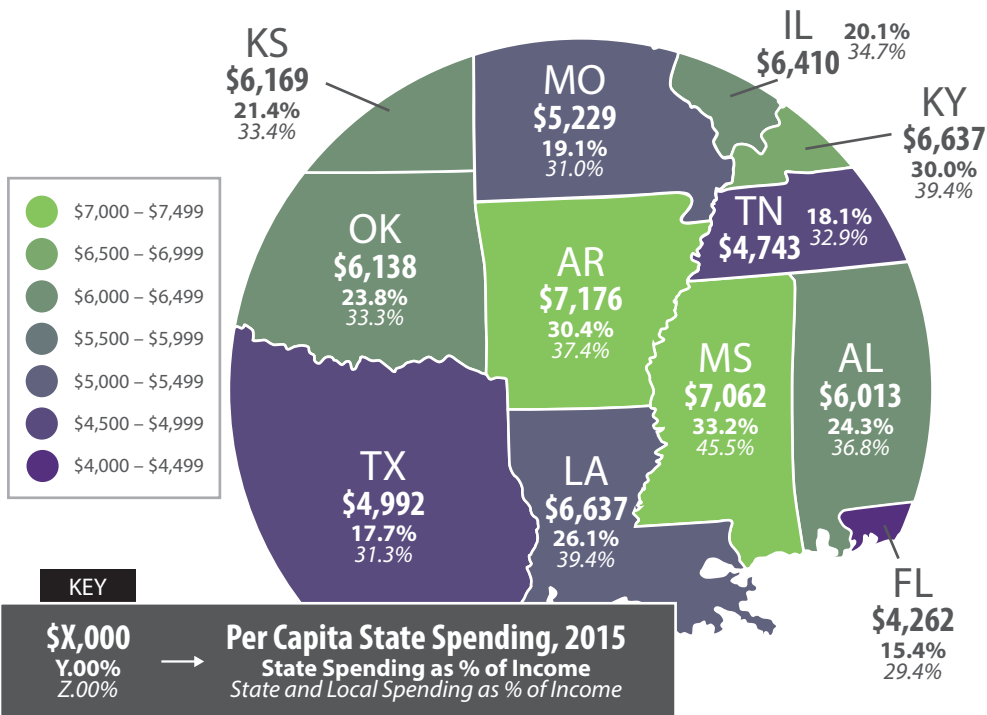


# ARKANSAS STATE GOVERNMENT SPENDING

Government spending in Arkansas is centralized, with 81.2% of spending at the state level. That's the 5<sup>th</sup> highest in the nation, well above the national average of 63.3%.

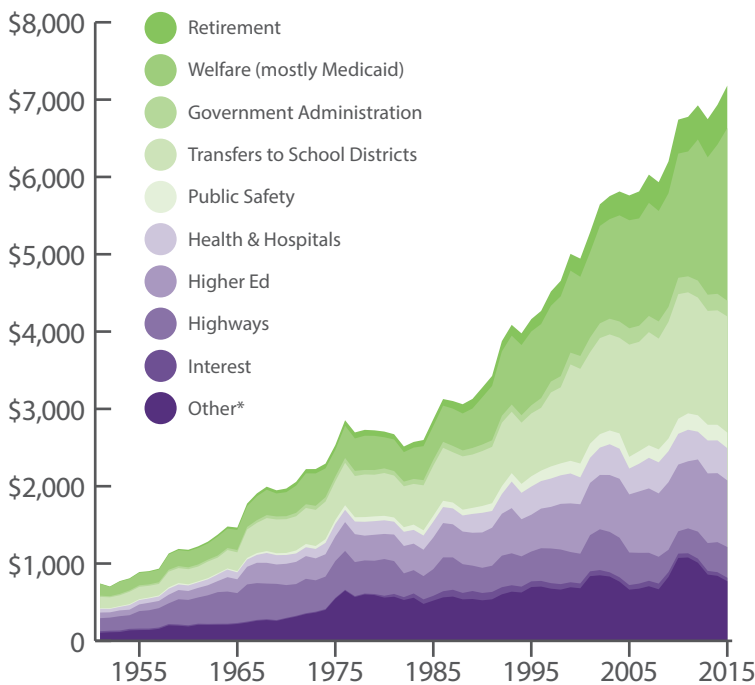


**\$7,176**  
 State government spending per person in 2015

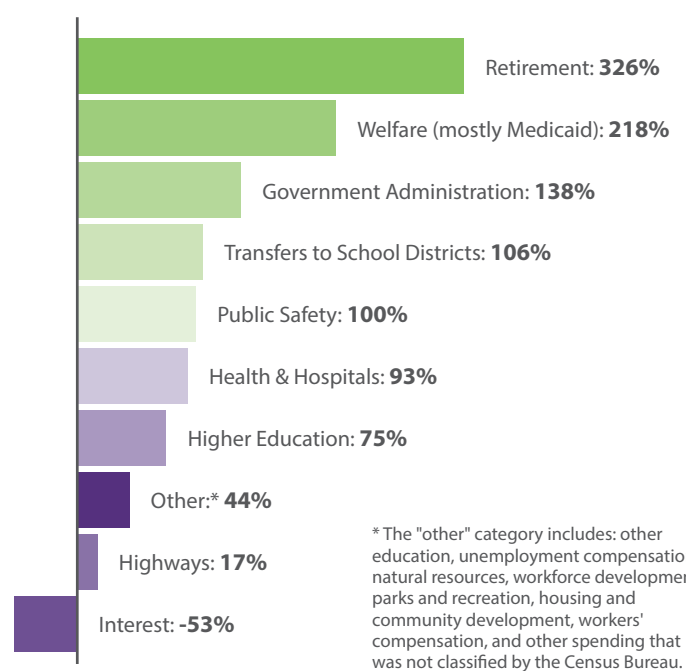
**\$8,833**  
 State and local government spending per person in 2015

**#35** Arkansas spends a greater percentage of its constituents' personal income than 34 other states.

## State Government Expenditures Per Capita 1951–2015 (2015 dollars)



## % Change in State Government Expenditures Per Capita, 1991–2015 (2015 dollars)



For complete analysis, view the full report, *There's Nothing Natural about the State of Government Spending in Arkansas* [mercatus.org/publications/government-spending-arkansas](http://mercatus.org/publications/government-spending-arkansas)

**Jeremy Horpedahl**  
 ACRE Scholar & Assistant Professor of Economics, University of Central Arkansas  
**Jacob Bundrick**  
 Policy Analyst, ACRE

**Sources:**  
 U.S. Census Bureau, "Annual Survey of State and Local Government Finances"  
 U.S. Census Bureau, "American Community Survey"

